



US00D567249S

(12) **United States Design Patent**
Gunn et al.

(10) **Patent No.:** **US D567,249 S**

(45) **Date of Patent:** **** Apr. 22, 2008**

(54) **PORTION OF A DISPLAY SCREEN WITH AN ANIMATED IMAGE**

2006/0107232 A1* 5/2006 Salt et al. 715/810
2006/0221076 A1* 10/2006 Takahashi et al. 345/427
2007/0018980 A1* 1/2007 Berteig et al. 345/426

(75) Inventors: **Ryan Gunn**, Bellevue, WA (US);
Russell E. Glaser, Woodinville, WA
(US); **Richard S. Lum**, Redmond, WA
(US); **Kevin Furr**, Bellevue, WA (US)

FOREIGN PATENT DOCUMENTS

EM 000259262-0001 * 11/2004

(73) Assignee: **Microsoft Corporation**, Redmond, WA
(US)

* cited by examiner

(**) Term: **14 Years**

Primary Examiner—Cathron Brooks

Assistant Examiner—Angela J Lee

(74) *Attorney, Agent, or Firm*—Banner & Witcoff, Ltd.

(21) Appl. No.: **29/246,081**

(57) **CLAIM**

(22) Filed: **Jan. 30, 2006**

The ornamental design for a portion of a display screen with an animated image, as shown and described.

(51) **LOC (8) Cl.** **14-04**

(52) **U.S. Cl.** **D14/485**

(58) **Field of Classification Search** D14/485-495;
715/505, 509, 700, 703, 712, 715, 718, 719,
715/726, 730, 732, 739, 748, 757, 759, 762,
715/763, 768, 776, 779, 781, 808, 809, 810,
715/811, 812, 813, 814, 815, 816, 817, 818,
715/819, 820, 821, 822, 823, 824, 825, 826,
715/828, 829, 835, 836, 837, 838, 839, 840,
715/841, 842, 843, 844, 845, 846, 847, 848,
715/849, 850, 861, 864, 866, 867, 908, 961;
715/962, 963, 970.1, 976, 977; 345/420,
345/426, 427, 628, 646, 902, 949, 956, 955
See application file for complete search history.

DESCRIPTION

FIG. 1 is a first image in the sequence for an animated image for a portion of a display screen with an animated image showing the new design;

FIG. 2 is the second image thereof;

FIG. 3 is the third image thereof;

FIG. 4 is the fourth image thereof;

FIG. 5 is the fifth image thereof;

FIG. 6 is the sixth image thereof;

FIG. 7 is the seventh image thereof;

FIG. 8 is the eighth image thereof;

FIG. 9 is the ninth image thereof;

FIG. 10 is the tenth image thereof;

FIG. 11 is the eleventh image thereof;

FIG. 12 is the twelfth image thereof;

FIG. 13 is the thirteenth image thereof;

FIG. 14 is the fourteenth image thereof;

FIG. 15 is the fifteenth image thereof;

FIG. 16 is the sixteenth image thereof;

FIG. 17 is the seventeenth image thereof;

FIG. 18 is the eighteenth image thereof;

(56) **References Cited**

U.S. PATENT DOCUMENTS

5,812,688 A * 9/1998 Gibson 381/119
D458,611 S * 6/2002 Gallo D14/485
6,518,968 B1 * 2/2003 Ritter et al. 345/426
6,567,083 B1 * 5/2003 Baum et al. 345/426
6,628,313 B1 * 9/2003 Minakuchi et al. 715/853
6,724,387 B2 * 4/2004 Evankow et al. 345/440
6,781,610 B2 * 8/2004 Os et al. 715/764
6,989,830 B2 * 1/2006 Stollnitz et al. 345/420
D546,334 S * 7/2007 Seo et al. D14/485
2004/0056859 A1 * 3/2004 Ohba et al. 345/426




FIG. **19** is the nineteenth image thereof;
FIG. **20** is the twentieth image thereof;
FIG. **21** is the twenty-first image thereof;
FIG. **22** is the twenty-second image thereof; and,
FIG. **23** is the twenty-third image thereof.

The appearance of the animated image sequentially transitions between the images shown in FIGS. **1–23**. The process or period in which one image transitions to another forms no

part of the claimed design. The broken line text showing in FIGS. **19–23** is for illustrative purposes only and forms no part of the claimed design. The broken line perimeter shown in FIGS. **1–23** is included for the purpose of showing a portion of a display screen and forms no part of the claimed design.

1 Claim, 23 Drawing Sheets




FIG. 1




FIG. 2




FIG. 3



FIG. 4




FIG. 5

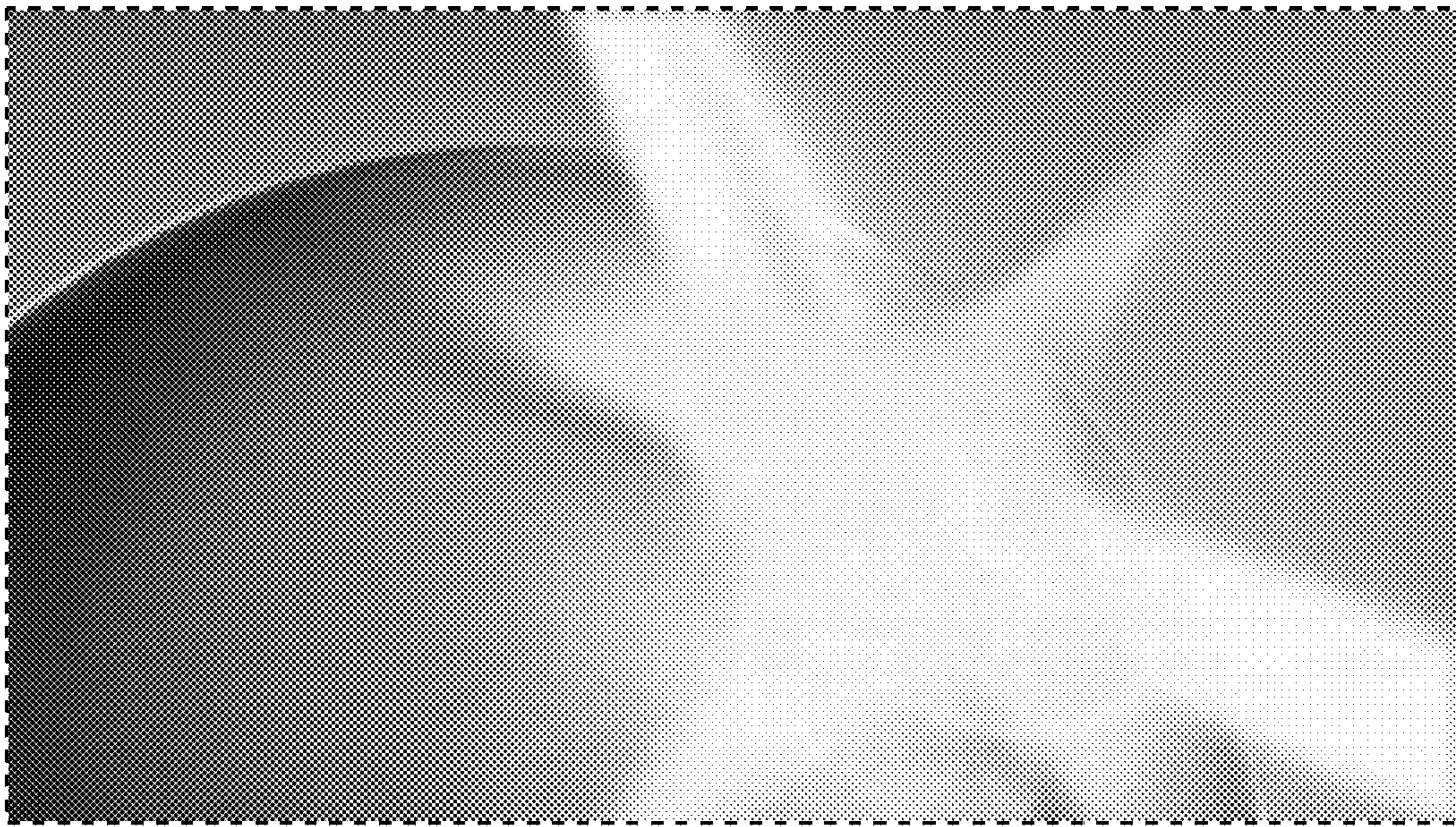


FIG. 6



FIG. 7




FIG. 8




FIG. 9



FIG. 10




FIG. 11




FIG. 12




FIG. 13




FIG. 14




FIG. 15




FIG. 16




FIG. 17




FIG. 18




FIG. 19




FIG. 20




FIG. 21




FIG. 22




FIG. 23