



US00D567239S

(12) **United States Design Patent**
Perrier et al.

(10) **Patent No.:** **US D567,239 S**

(45) **Date of Patent:** **** Apr. 22, 2008**

(54) **STORAGE DEVICE**

(75) Inventors: **R. Sylvain Perrier**, Ottawa (CA);
Jeremy List, Ottawa (CA); **Cliff Read**,
Carp (CA); **Jason Busschaert**, Towson,
MD (US); **Mark Edey**, Ottawa (CA);
James D. Miller, Holland Landing
(CA); **Howard W. Overland**, Aurora
(CA)

(73) Assignee: **Springboard Retail Networks**
Licensing SRL, Barbados, West Indies

(**) Term: **14 Years**

(21) Appl. No.: **29/241,457**

(22) Filed: **Oct. 28, 2005**

(30) **Foreign Application Priority Data**

Apr. 29, 2005 (CA) 110970

(51) **LOC (8) Cl.** **14-02**

(52) **U.S. Cl.** **D14/356**

(58) **Field of Classification Search** D14/436,
D14/411, 384-5, 518, 348, 432-435, 299,
D14/167, 402, 242, 356, 496, 156, 240; 439/518,
439/139, 141, 144, 140, 638; 365/63; 710/74,
710/62; 361/684, 385-6; 257/315
See application file for complete search history.

(56) **References Cited**

U.S. PATENT DOCUMENTS

D511,770 S * 11/2005 Chung D14/240
6,973,449 B2 * 12/2005 Meltzer 707/1
6,999,322 B1 * 2/2006 Lin 361/752

D521,509 S * 5/2006 Chen D14/356
D522,506 S * 6/2006 Chen D14/356
D524,811 S * 7/2006 Kent et al. D14/356
D546,325 S * 7/2007 Chen D14/356
7,241,153 B2 * 7/2007 He et al. 439/148
D551,668 S * 9/2007 Newby et al. D14/433
D554,119 S * 10/2007 Ostuka et al. D14/356

* cited by examiner

Primary Examiner—Robin V. Webster

Assistant Examiner—Karen E Kearney

(74) *Attorney, Agent, or Firm*—Birch, Stewart, Kolasch &
Birch, LLP

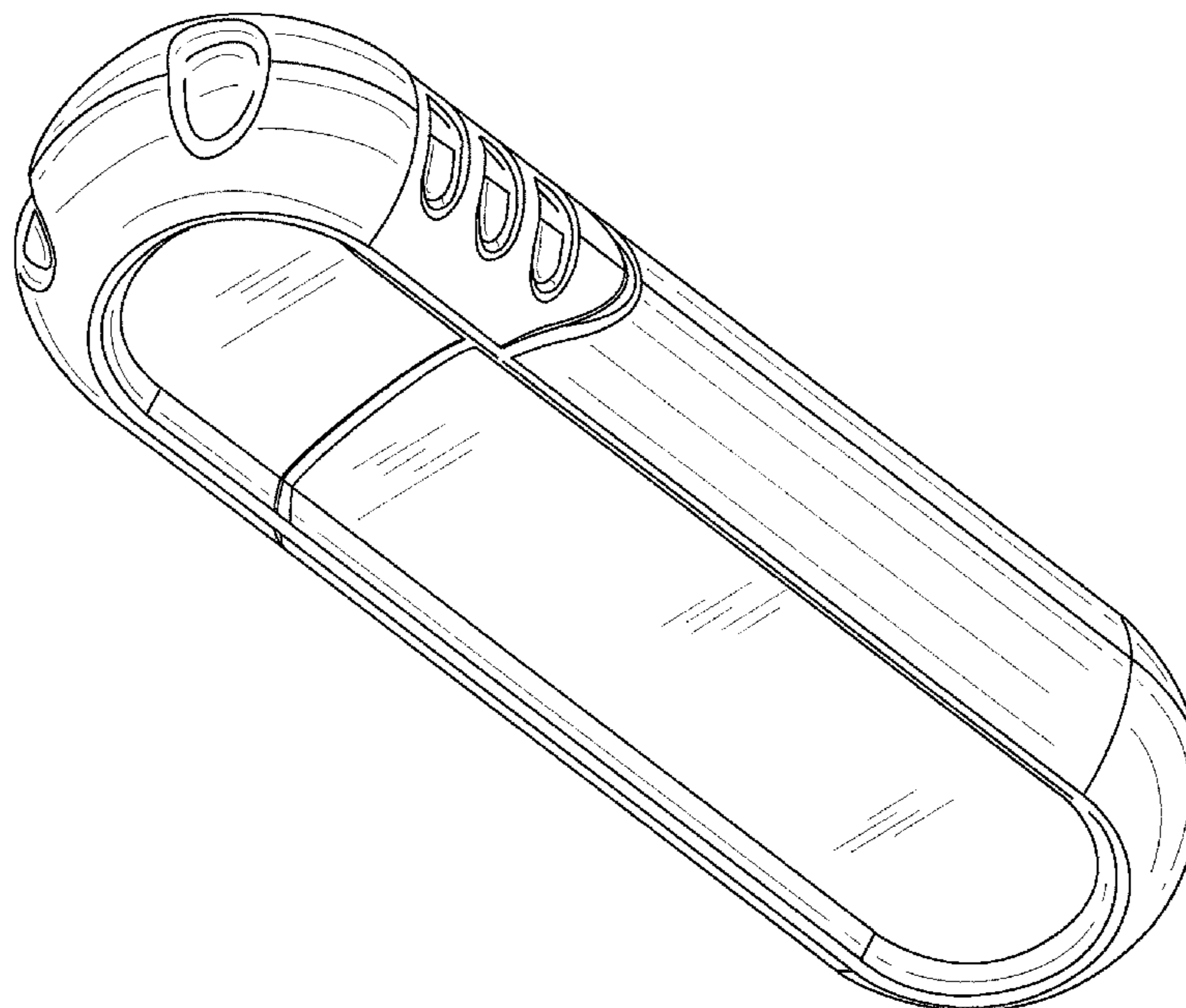
(57) **CLAIM**

The ornamental design for a storage device, as shown and
described.

DESCRIPTION

FIG. 1 is a top perspective view of the storage device;
FIG. 2 is a bottom perspective view of the storage device of
FIG. 1;
FIG. 3 is a top plan view of the storage device of FIG. 1;
FIG. 4 is a bottom plan view of the storage device of FIG.
1;
FIG. 5 is a left side elevation view of the storage device of
FIG. 1;
FIG. 6 is a right side elevation view of the storage device of
FIG. 1;
FIG. 7 is a rear view of the storage device of FIG. 1; and,
FIG. 8 is a front view of the storage device of FIG. 1.

1 Claim, 5 Drawing Sheets



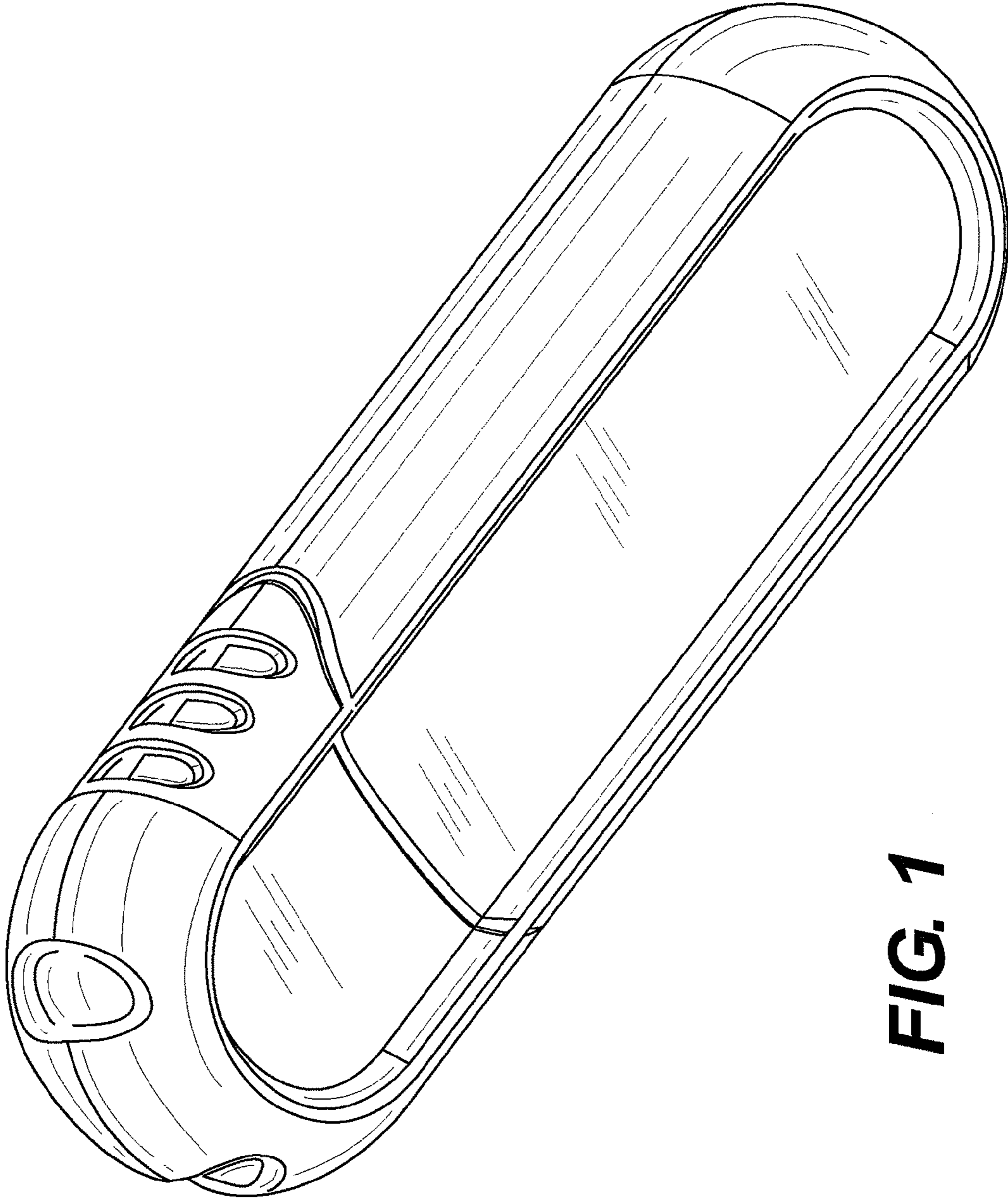


FIG. 1

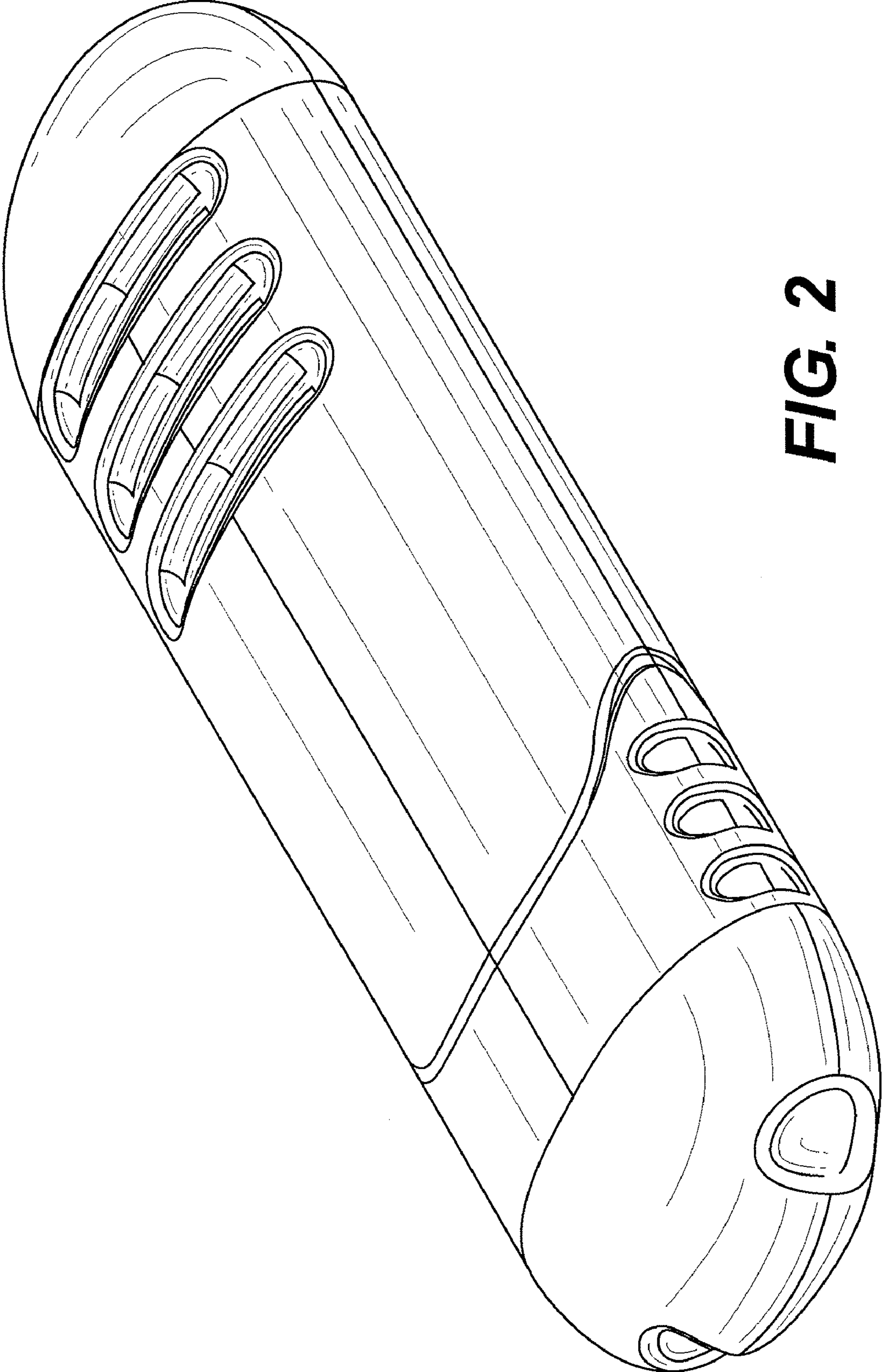


FIG. 2

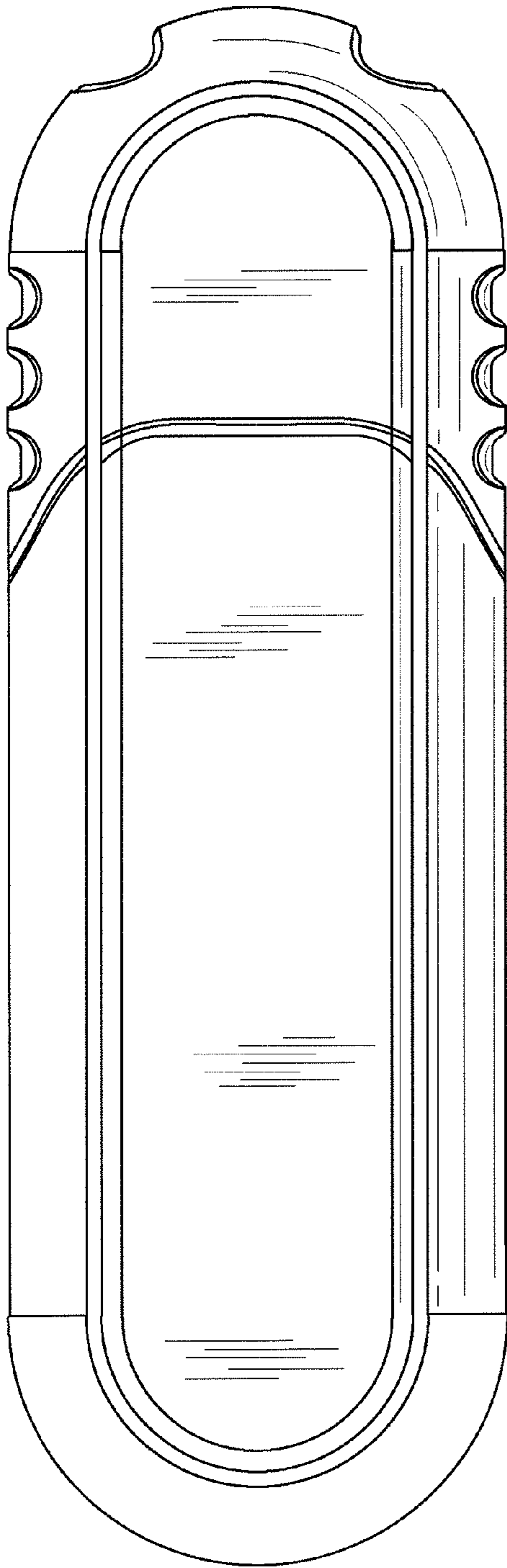


FIG. 3




FIG. 4




FIG. 5




FIG. 6

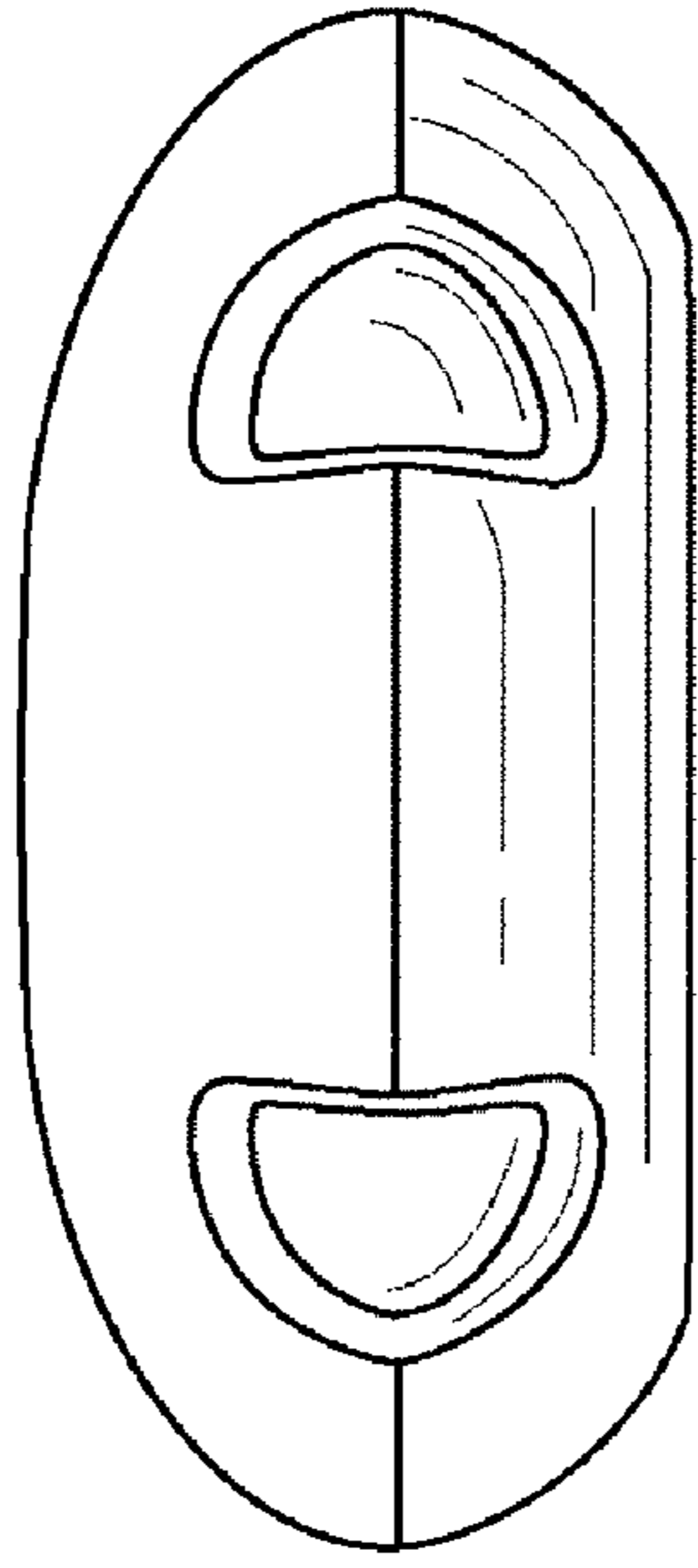


FIG. 7

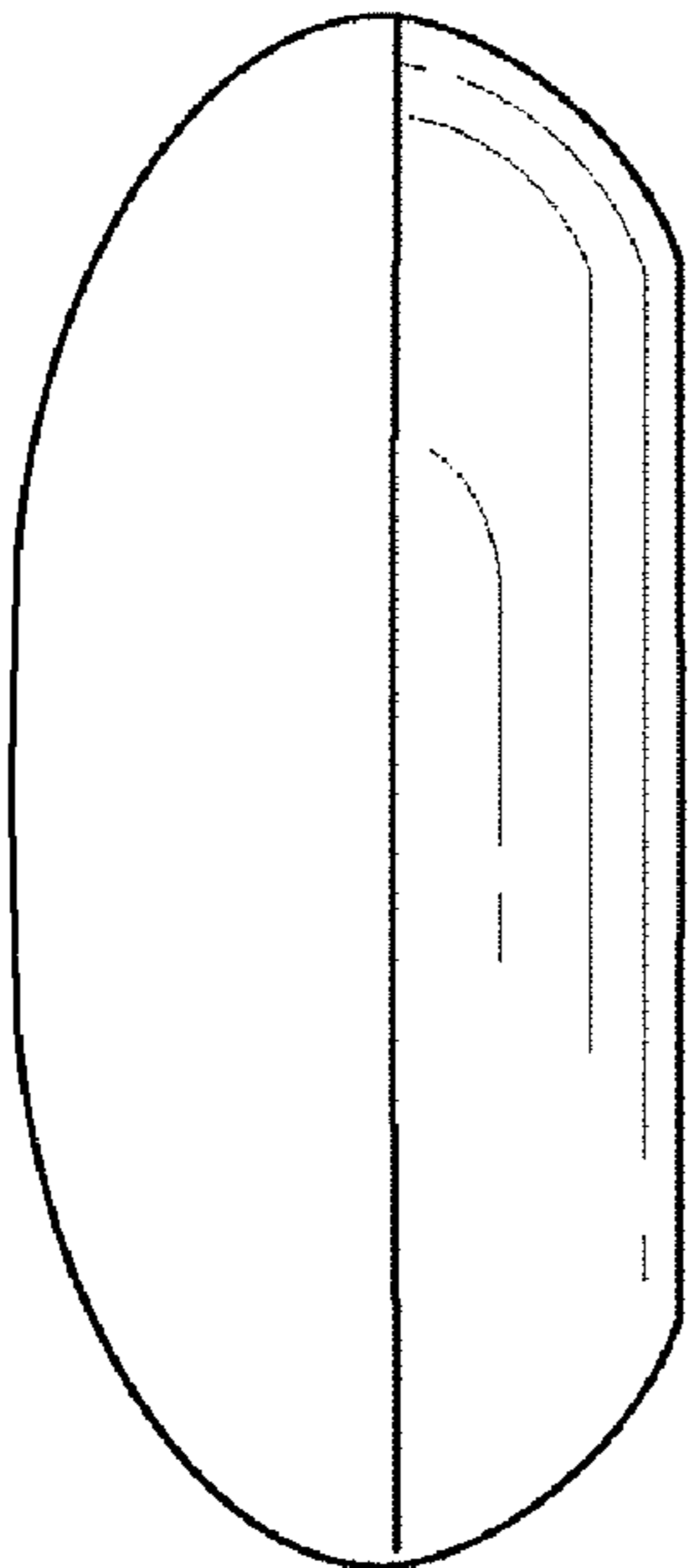


FIG. 8