



US00D567216S

(12) **United States Design Patent**
Densho

(10) **Patent No.:** **US D567,216 S**
(45) **Date of Patent:** **** Apr. 22, 2008**

(54) **WIRELESS HEADSET**

D517,052 S * 3/2006 Skulley D14/223
D526,642 S * 8/2006 Choe D14/205

(75) Inventor: **Keiko Densho**, Tokyo (JP)

FOREIGN PATENT DOCUMENTS

(73) Assignee: **Sony Corporation**, Tokyo (JP)

JP D1086098 S 9/2000

(**) Term: **14 Years**

OTHER PUBLICATIONS

(21) Appl. No.: **29/266,438**

U.S. Appl. No. 29/266,437, filed Sep. 21, 2006.

(22) Filed: **Sep. 21, 2006**

* cited by examiner

(30) **Foreign Application Priority Data**

Primary Examiner—Paula A. Greene

May 30, 2006 (JP) D2006-013654

(74) *Attorney, Agent, or Firm*—Rader, Fishman Grauer, PLLC

(51) **LOC (8) Cl.** **14-01**

(57) **CLAIM**

(52) **U.S. Cl.** **D14/205**

The ornamental design for a wireless headset, as shown and described.

(58) **Field of Classification Search** D14/155,
D14/168, 188, 191, 192, 195, 218, 229, 205,
D14/206, 223, 433, 441, 447, 496; 379/420.01,
379/420.03, 420.04, 447, 449, 419, 430;
455/351, 352, 575.6; 181/149

DESCRIPTION

See application file for complete search history.

FIG. 1 is a perspective view of a wireless headset showing my new design;

(56) **References Cited**

FIG. 2 is a front elevational view thereof;

U.S. PATENT DOCUMENTS

FIG. 3 is a rear elevational view thereof;

D316,550 S * 4/1991 Sogabe D14/168
5,099,514 A * 3/1992 Acree 379/441
5,668,868 A * 9/1997 Nordenstrom 379/447
5,835,852 A * 11/1998 Bundgardt 455/575.6
6,122,369 A * 9/2000 Hwang et al. 379/420.04
D475,994 S * 6/2003 Schmidt et al. D14/223
D481,377 S * 10/2003 Eguchi D14/223
D493,175 S * 7/2004 Schmidt et al. D14/433
D494,568 S * 8/2004 Pan D14/223
D511,157 S * 11/2005 Johnson D14/223

FIG. 4 is a left side elevational view thereof;

FIG. 5 is a right side elevational view thereof;

FIG. 6 is a top plan view thereof; and,

FIG. 7 is a bottom plan view thereof.

Portions of FIGS. 1–7 that are shown as broken lines are for illustrative purpose only and form no part of the claimed design.

1 Claim, 7 Drawing Sheets

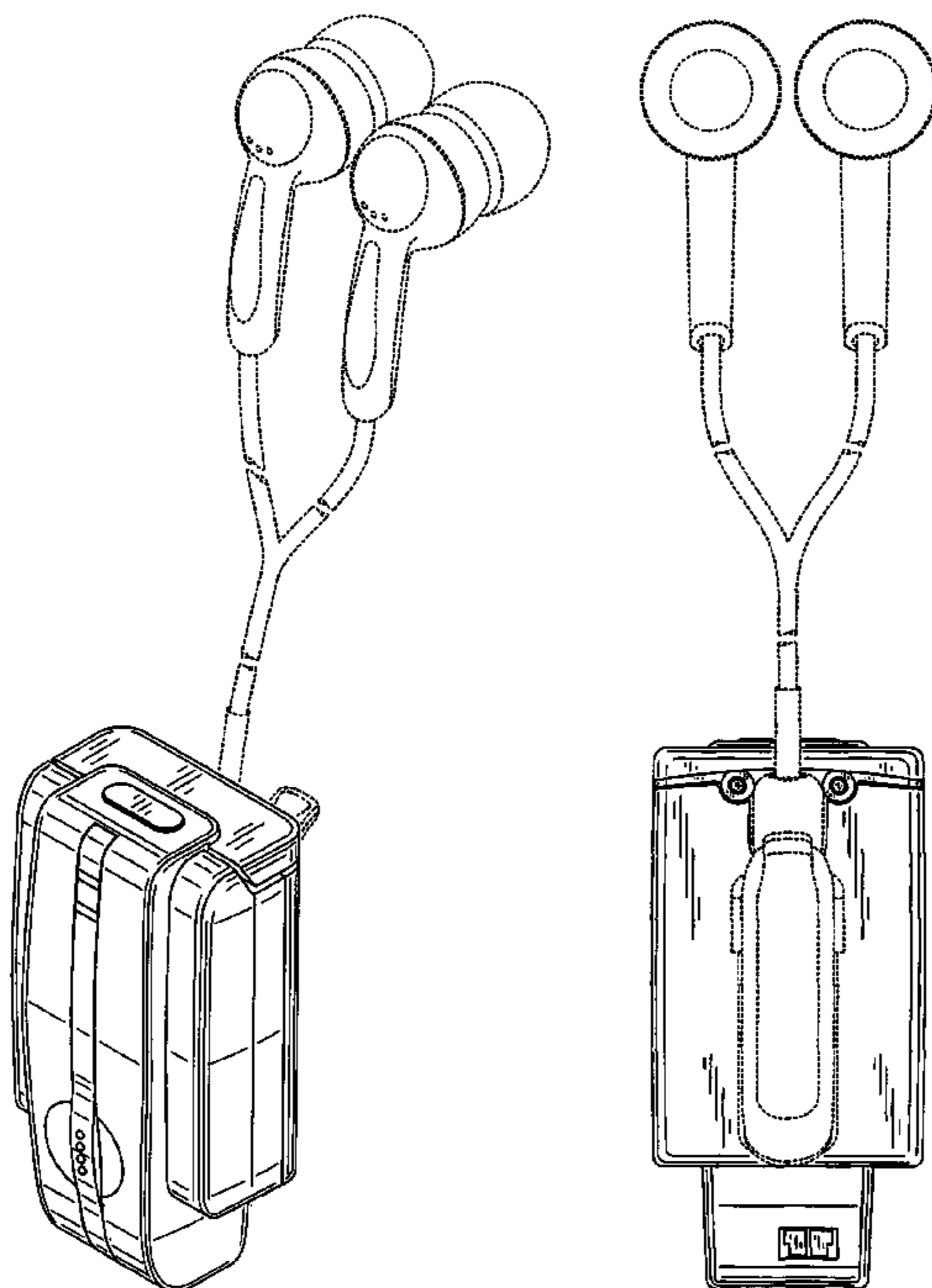


Fig. 1

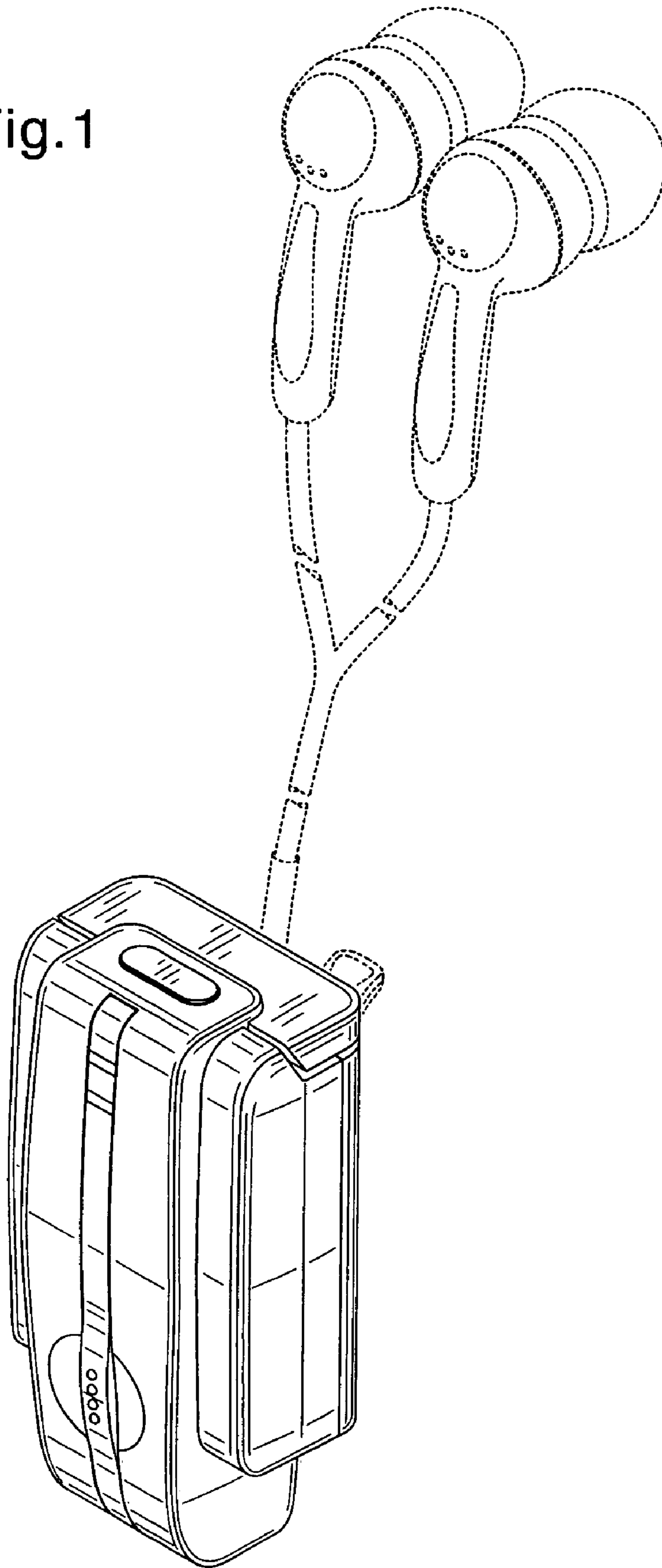


Fig.2

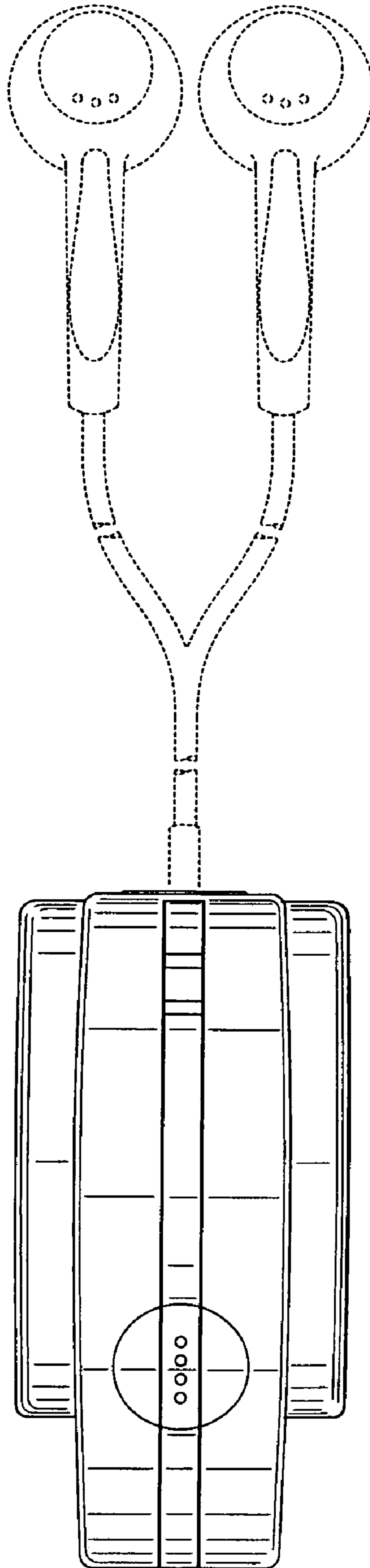
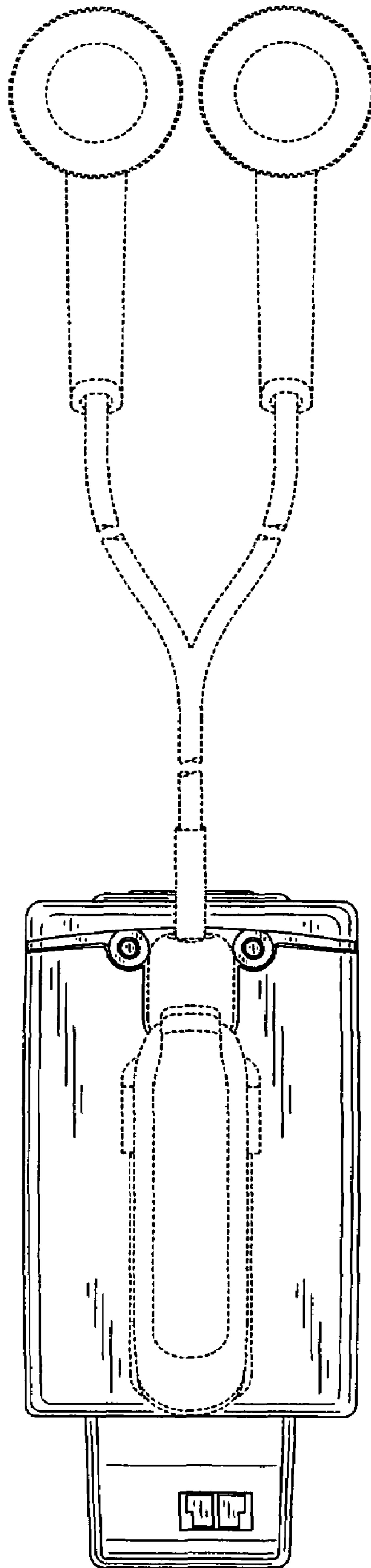


Fig.3



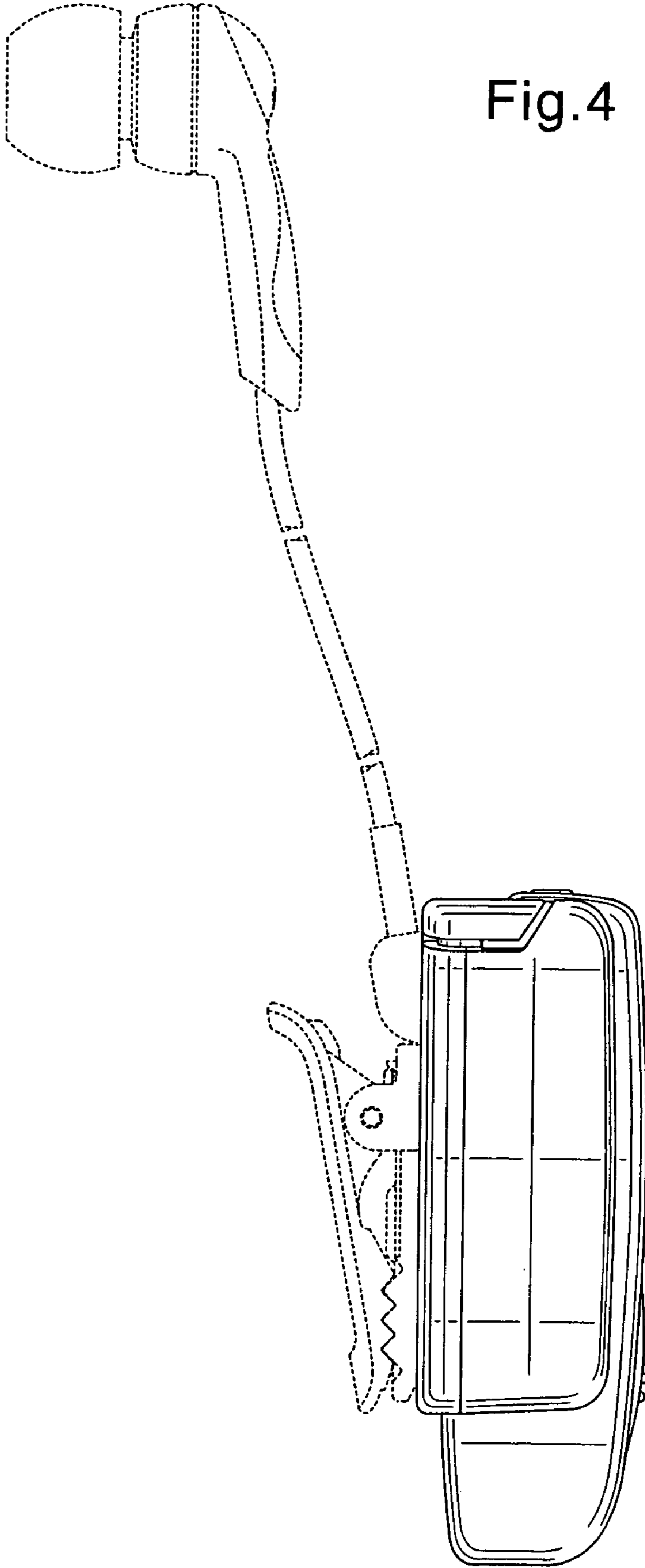


Fig.4

Fig.5

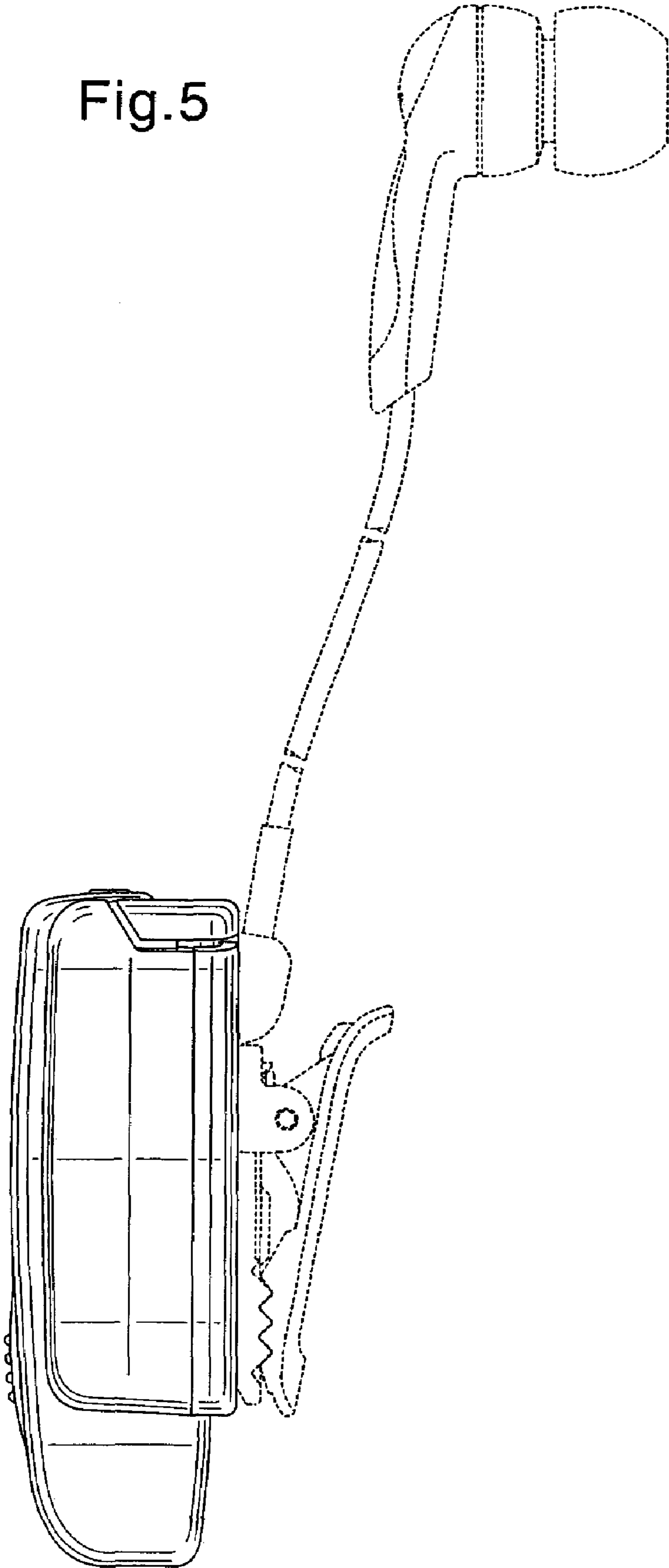


Fig. 6

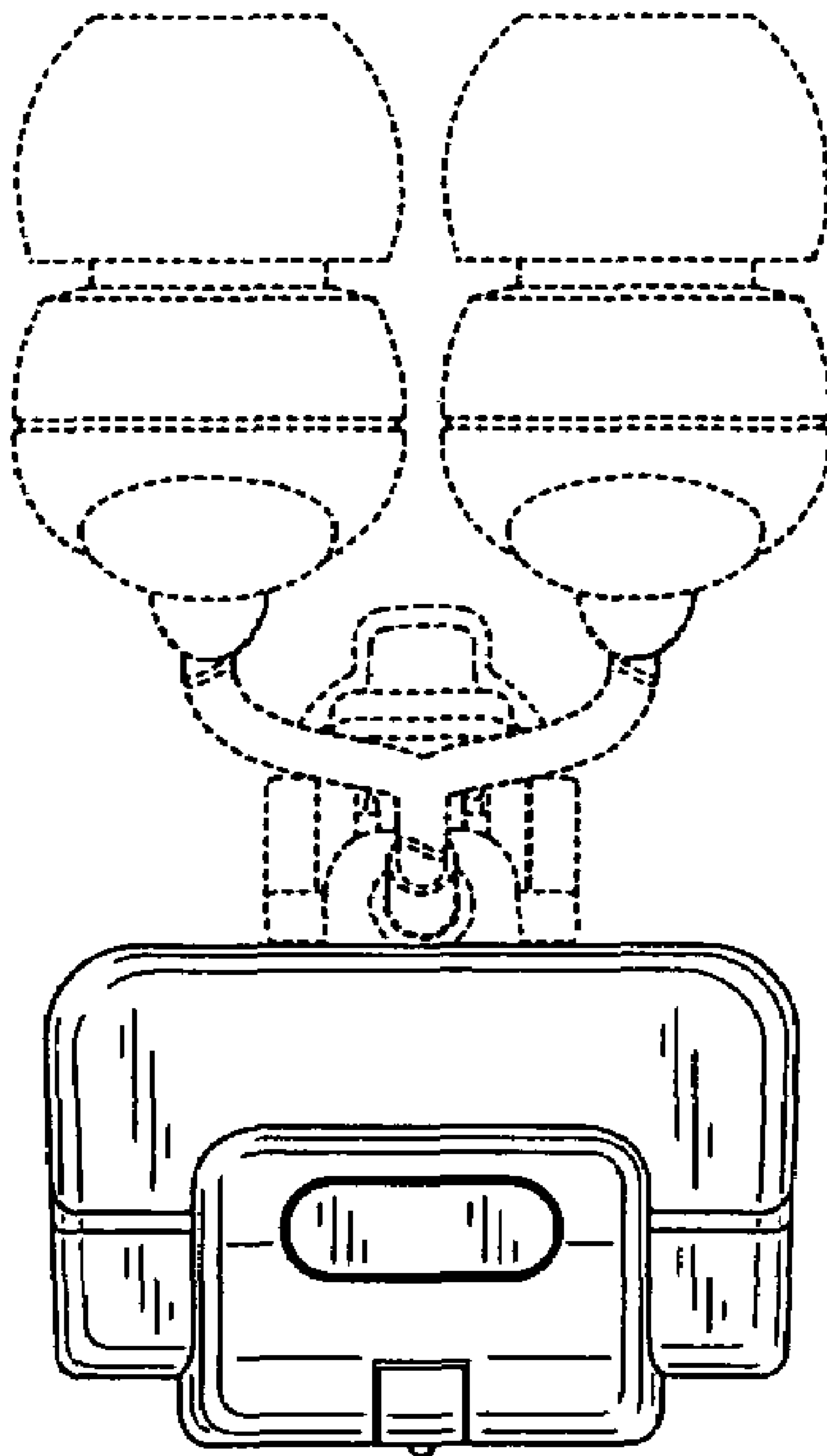


Fig. 7

