

US00D567211S

(12) **United States Design Patent**
Horinouchi

(10) **Patent No.:** **US D567,211 S**
(45) **Date of Patent:** **** Apr. 22, 2008**

(54) **AMPLIFIER**

D436,351 S * 1/2001 Asai D14/188

(75) Inventor: **Tomohiro Horinouchi**, Kobe (JP)

* cited by examiner

(73) Assignee: **TOA Corporation** (JP)

Primary Examiner—Stella M. Reid

Assistant Examiner—Keli' L. Acker

(**) Term: **14 Years**

(74) *Attorney, Agent, or Firm*—Fitch, Even, Tabin & Flannery

(21) Appl. No.: **29/259,729**

(22) Filed: **May 15, 2006**

(57) **CLAIM**

I claim the ornamental design for an amplifier, as shown and described.

(30) **Foreign Application Priority Data**

Nov. 15, 2005 (JP) 2005-033716

DESCRIPTION

(51) **LOC (8) Cl.** **14-03**

FIG. 1 is a perspective view of an amplifier according to my new design;

(52) **U.S. Cl.** **D14/188**

FIG. 2 is a front elevational view of the amplifier of FIG. 1.

(58) **Field of Classification Search** D14/168,

FIG. 3 is a rear elevational view of the amplifier of FIG. 1;

D14/169, 179, 188, 217, 257, 265, 299; 330/1 R,

FIG. 4 is a left side elevational view of the amplifier of FIG. 1;

330/3, 4, 250; 381/86, 120; 455/344–351

1;

See application file for complete search history.

FIG. 5 is a right side elevational view of the amplifier of FIG. 1;

(56) **References Cited**

U.S. PATENT DOCUMENTS

D249,687 S * 9/1978 Imazeki D14/137

D253,823 S * 1/1980 Rams D14/197

D283,710 S * 5/1986 Wysong et al. D14/198

D318,279 S * 7/1991 Laiacona et al. D14/217

D347,844 S * 6/1994 Diachyo D14/198

D371,555 S * 7/1996 Shushurin D14/188

D431,239 S * 9/2000 Sasago D14/214

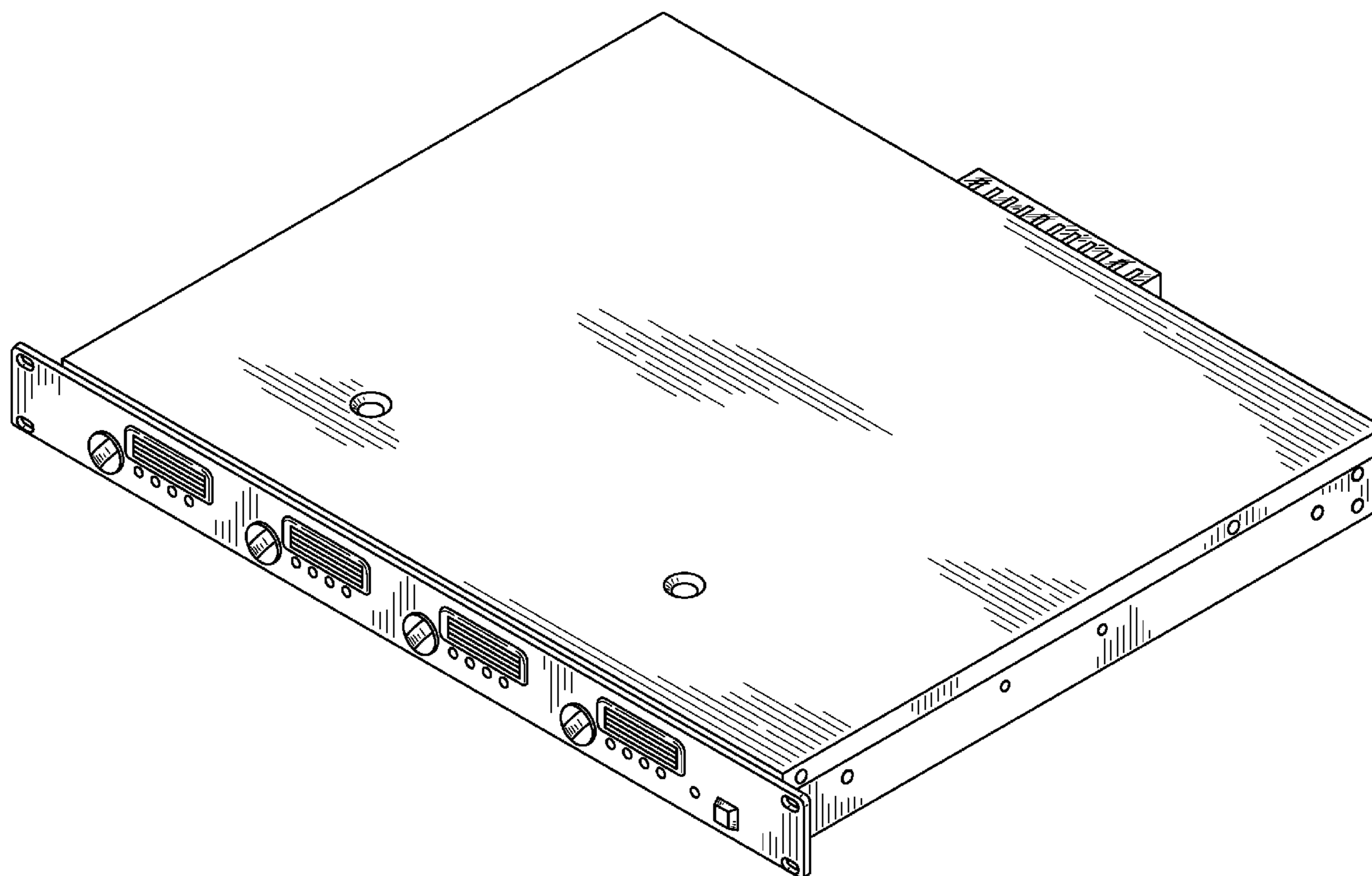
FIG. 6 is a top plan view of the amplifier of FIG. 1; and,

FIG. 7 is a bottom plan view of the amplifier of FIG. 1.

The broken lines of FIG. 3 are for illustrative purposes only

and form no part of the claimed design.

1 Claim, 5 Drawing Sheets



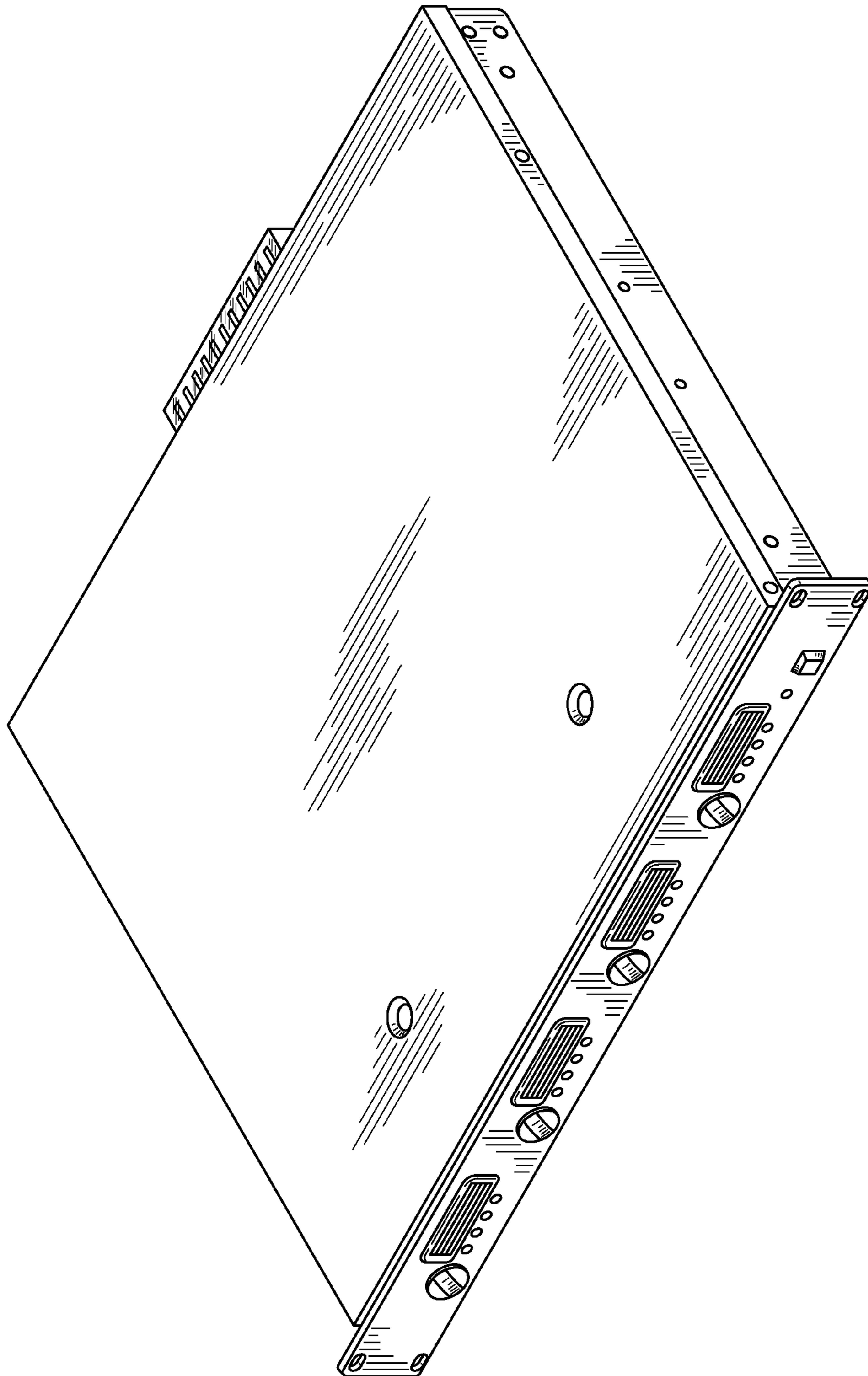


FIG. 1

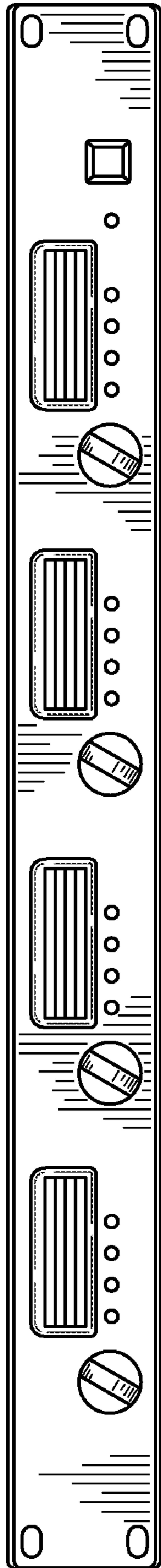


FIG. 2

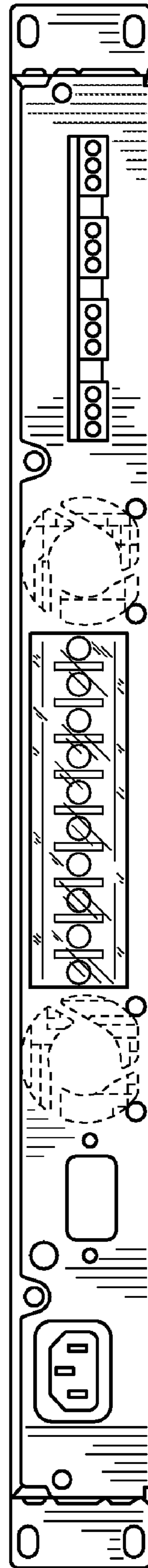


FIG. 3

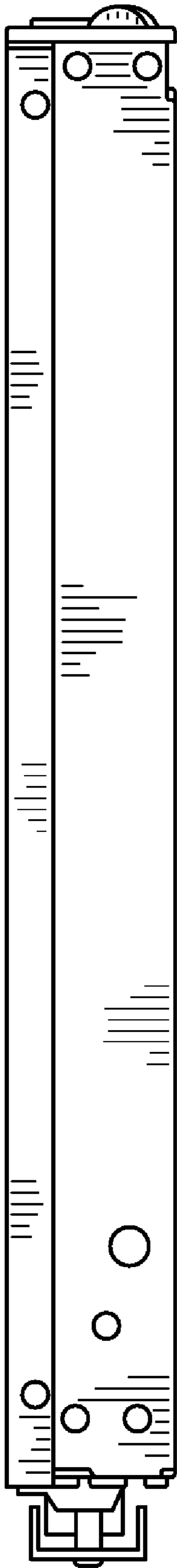


FIG. 4

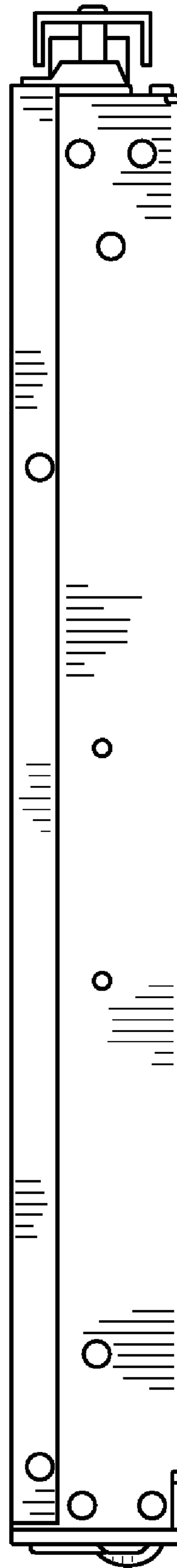


FIG. 5

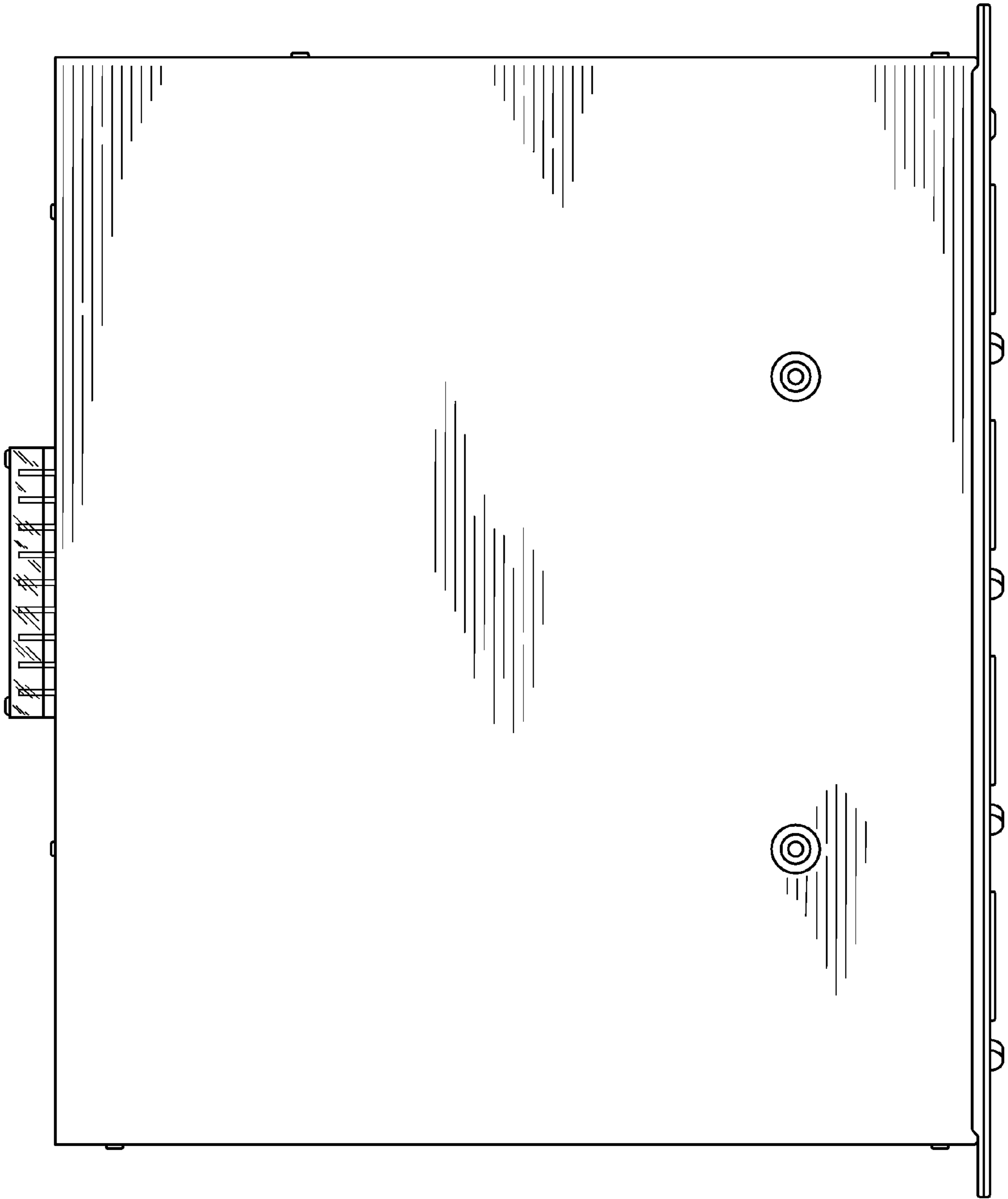


FIG. 6

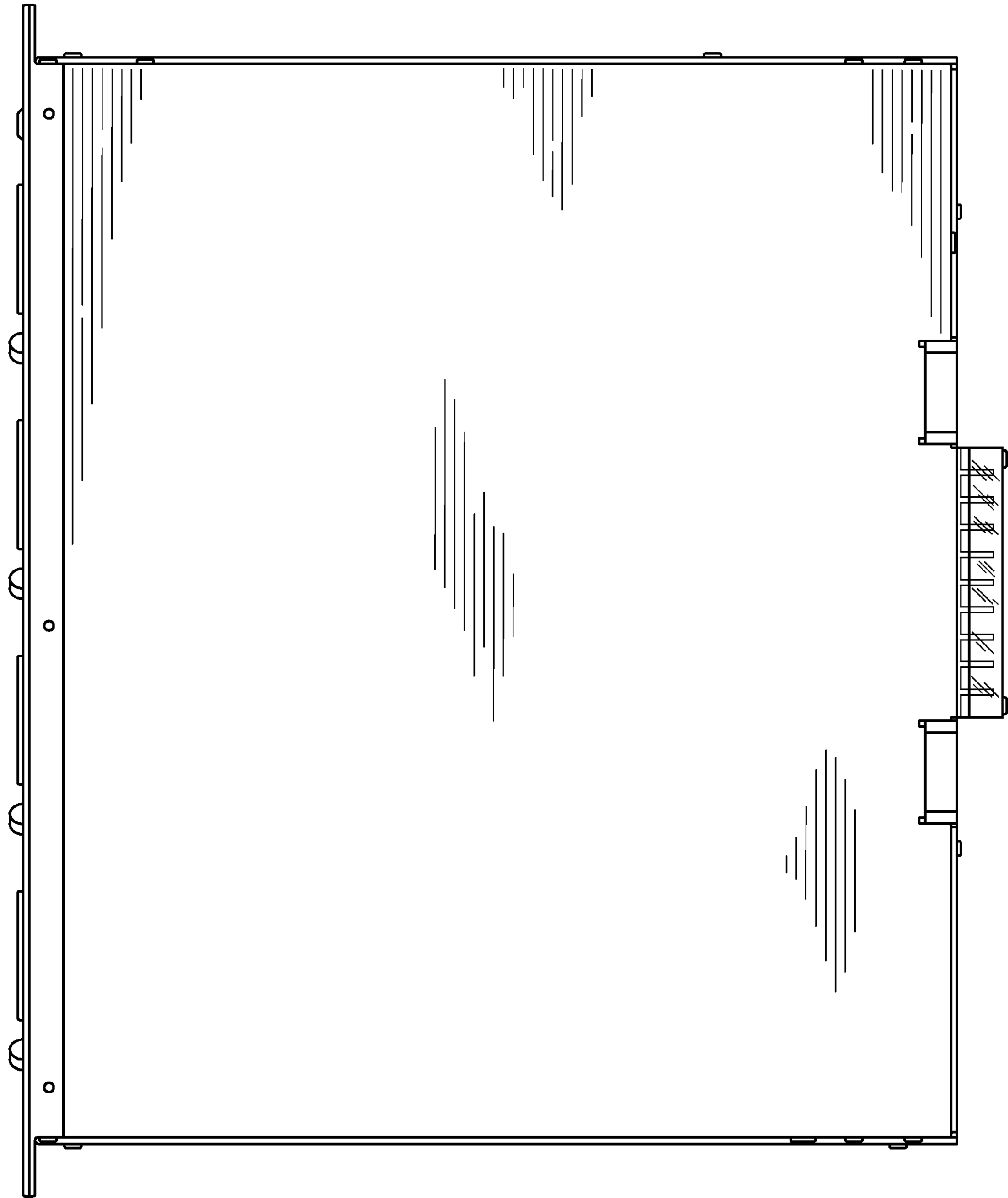


FIG. 7