



US00D567209S

(12) **United States Design Patent**
Moss et al.

(10) **Patent No.: US D567,209 S**

(45) **Date of Patent: ** Apr. 22, 2008**

(54) **HANDSET**

D552,059 S * 10/2007 Cho et al. D14/138

(Continued)

(75) Inventors: **Aaron Moss**, Hampshire (GB); **Mikko Aarras**, Helsinki (FI); **Anthony Dalby**, London (GB); **Daniel Gratiot**, London (GB)

OTHER PUBLICATIONS

Nokia 7390, announced Sep. 2006, [online], [retrieved on Dec. 4, 2007]. Retrieved from Internet ,<URL: http://www.gsmarena.com>.*

(Continued)

(73) Assignee: **Nokia Corporation**, Espoo (FI)

Primary Examiner—Jeffrey Asch
Assistant Examiner—Bridget L Eland
(74) *Attorney, Agent, or Firm*—Banner & Witcoff, Ltd.

(**) Term: **14 Years**

(21) Appl. No.: **29/277,793**

(22) Filed: **Mar. 9, 2007**

(57) **CLAIM**

(30) **Foreign Application Priority Data**

Oct. 26, 2006 (FI) M20060196

The ornamental design for a handset, as shown and described.

(51) **LOC (8) Cl.** **14-03**

(52) **U.S. Cl.** **D14/138**

(58) **Field of Classification Search** D14/137,
D14/138, 147, 218, 247–248, 341–347; 455/90.3,
455/556.1, 556.2, 575.1, 575.3, 575.4; 379/433.01–433.13;
361/814; 348/14.02

See application file for complete search history.

DESCRIPTION

FIG. 1 is a bottom plan view of a handset showing our new design;

FIG. 2 is a right side view thereof;

FIG. 3 is a front view thereof;

FIG. 4 is a left side view thereof;

FIG. 5 is a top plan view thereof;

FIG. 6 is a rear view thereof;

FIG. 7 is a perspective front view thereof;

FIG. 8 is a perspective rear view thereof;

FIG. 9 is a front view of the handset of FIGS. 1–8 in an open position;

FIG. 10 is a perspective front view thereof;

FIG. 11 is a right side view thereof;

FIG. 12 is a left side view thereof;

FIG. 13 is a rear view thereof; and,

FIG. 14 is a perspective rear view thereof.

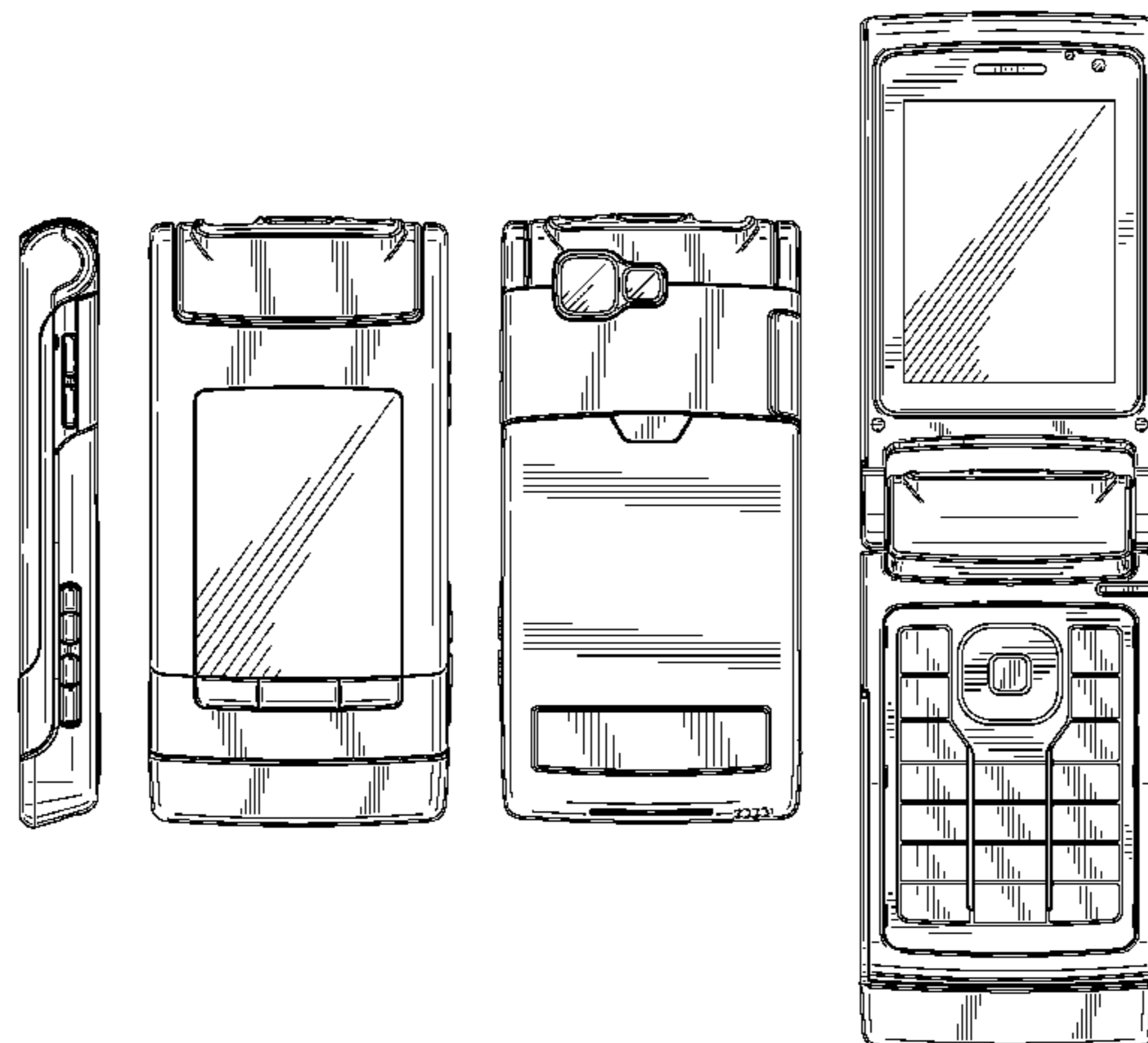
The broken line showing of various environmental structures is for illustrative purposes only and forms no part of the claimed design.

(56) **References Cited**

U.S. PATENT DOCUMENTS

D488,453 S *	4/2004	Chang et al.	D14/138
D488,454 S *	4/2004	Lee	D14/138
D497,353 S *	10/2004	Kim et al.	D14/138
D498,468 S *	11/2004	Seo	D14/138
D500,750 S *	1/2005	Arnholt et al.	D14/138
D521,968 S *	5/2006	Jung et al.	D14/138
D525,224 S *	7/2006	Pitt et al.	D14/138
D530,296 S *	10/2006	Kim et al.	D14/138
D531,154 S *	10/2006	Kim et al.	D14/138
D540,769 S *	4/2007	Lee et al.	D14/138
D542,771 S *	5/2007	Cho et al.	D14/138
D543,172 S *	5/2007	Lee et al.	D14/138
D545,796 S *	7/2007	Kim et al.	D14/138
D546,307 S *	7/2007	Lee	D14/138
D549,199 S *	8/2007	Sugiura	D14/138
D551,642 S *	9/2007	Kim et al.	D14/138
D551,643 S *	9/2007	Kim et al.	D14/138

1 Claim, 8 Drawing Sheets



US D567,209 S

Page 2

U.S. PATENT DOCUMENTS

D552,065 S * 10/2007 Kim et al. D14/138
D555,614 S * 11/2007 Holmung et al. D14/138
2004/0198476 A1 * 10/2004 Aikawa et al. 455/575.3
2004/0209645 A1 * 10/2004 Park et al. 455/556.1
2005/0215296 A1 * 9/2005 Fujihara et al. 455/575.3
2006/0094482 A1 * 5/2006 Takagi 455/575.3
2006/0154702 A1 * 7/2006 Kang et al. 455/575.3
2007/0167199 A1 * 7/2007 Kang 455/575.3

OTHER PUBLICATIONS

Nokia N75, announced Sep. 2006, [online], [retrieved on Dec. 4, 2007]. Retrieved from Internet ,<URL: <http://www.gsmarena.com>>.*

Nokia N76, announced Jan. 2007, [online], [retrieved on Dec. 4, 2007]. Retrieved from Internet ,<URL: <http://www.gsmarena.com>>.*

Samsung P850, announced 1st quarter 2005, [online], [retrieved on Dec. 4, 2007]. Retrieved from Internet ,<URL: <http://www.gsmarena.com>>.*

Philips S900, announced Jun. 2006, [online], [retrieved on Dec. 4, 2007]. Retrieved from Internet ,<URL: <http://www.gsmarena.com>>.*

Co-pending U.S. Appl. No. 29/277,791.

Co-pending U.S. Appl. No. 29/277,792.

Internet page, <http://www.mforum.ru/phones/motorolav3.htm>, Motorola V3 (published 2004) (4 pgs.).

* cited by examiner

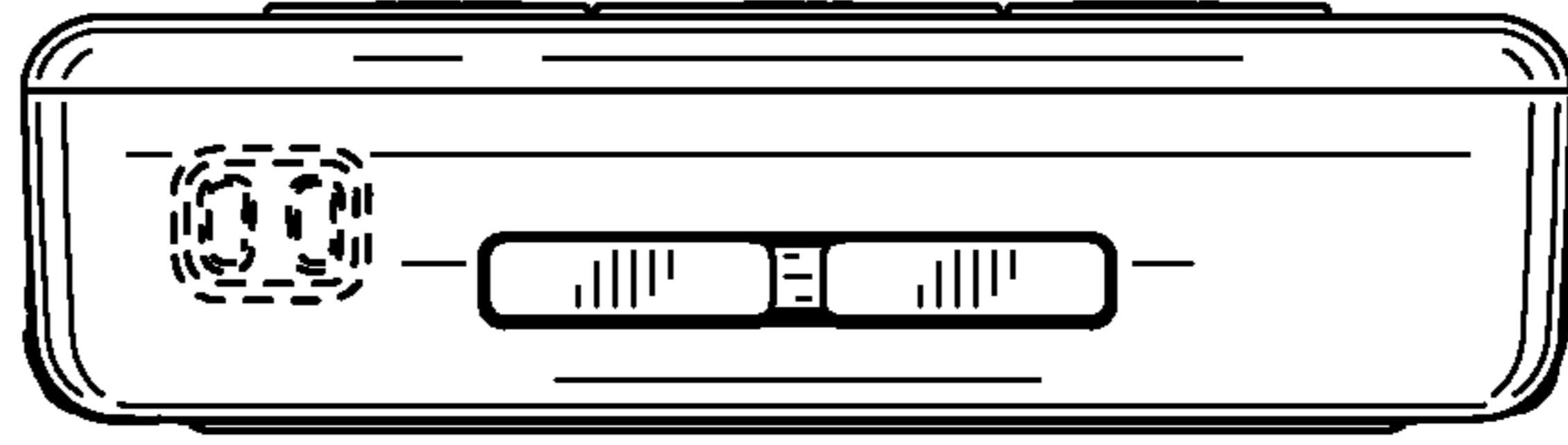


FIG. 1

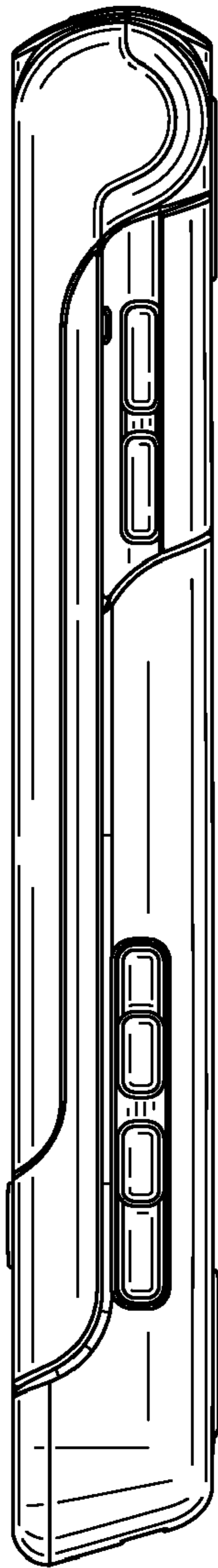


FIG. 2

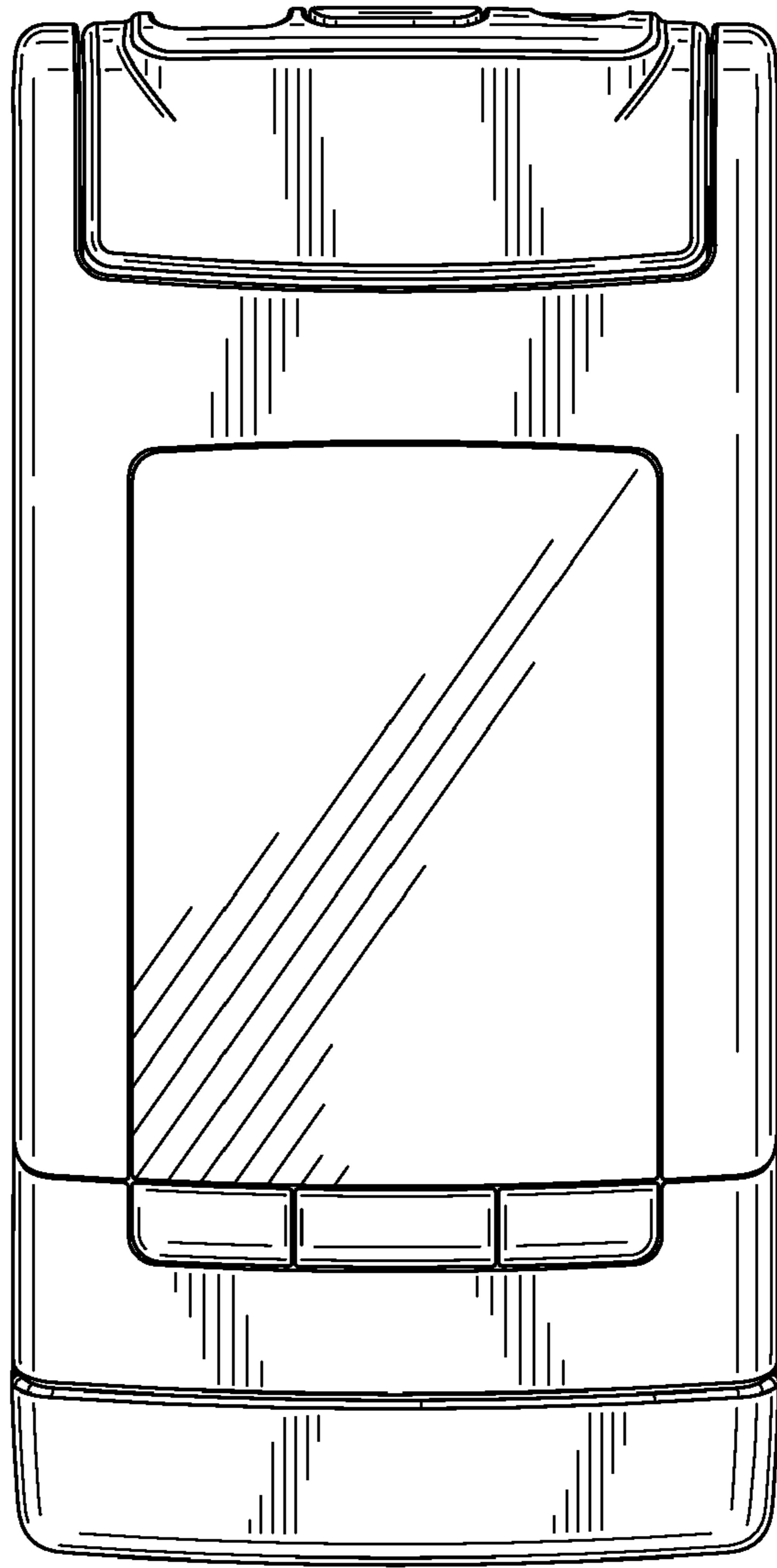


FIG. 3

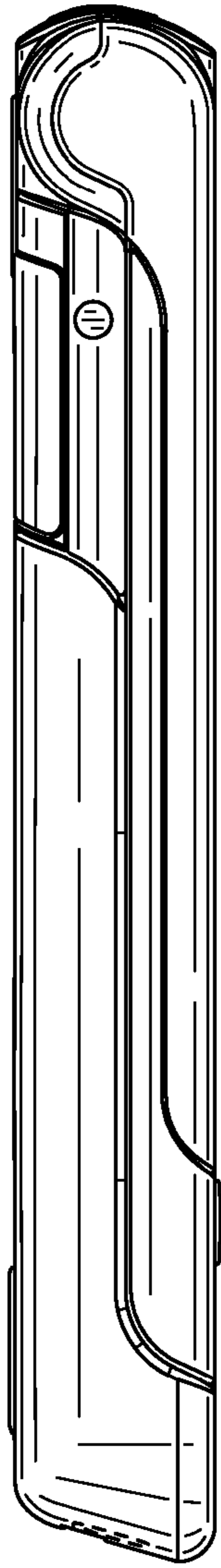


FIG. 4

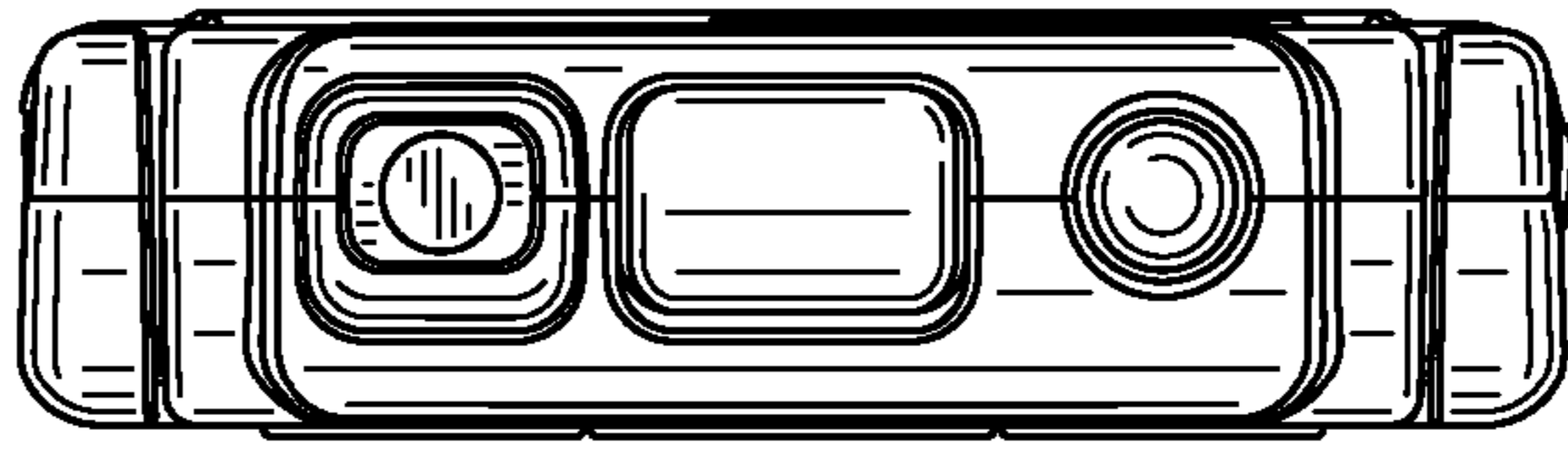


FIG. 5




FIG. 6

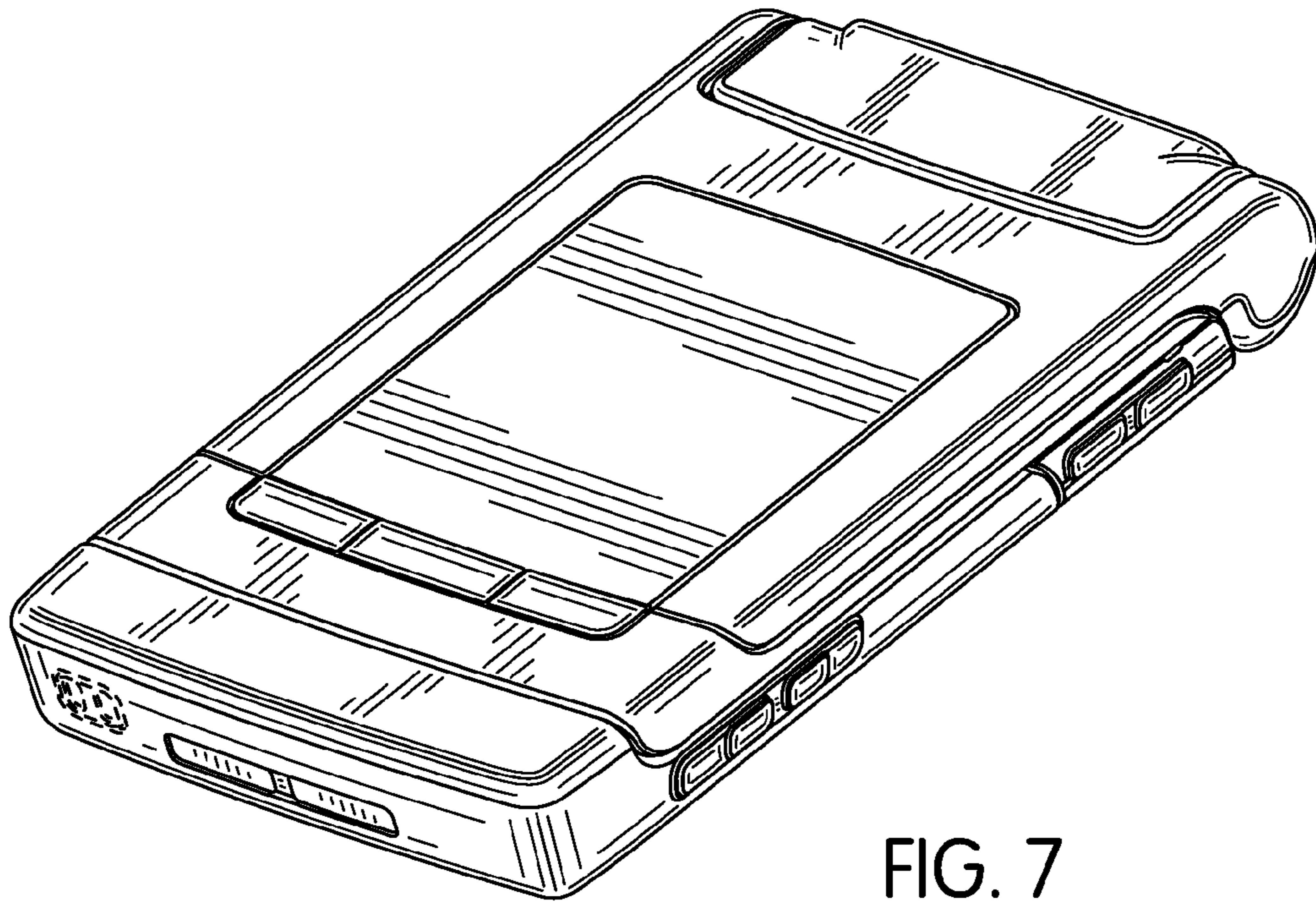


FIG. 7

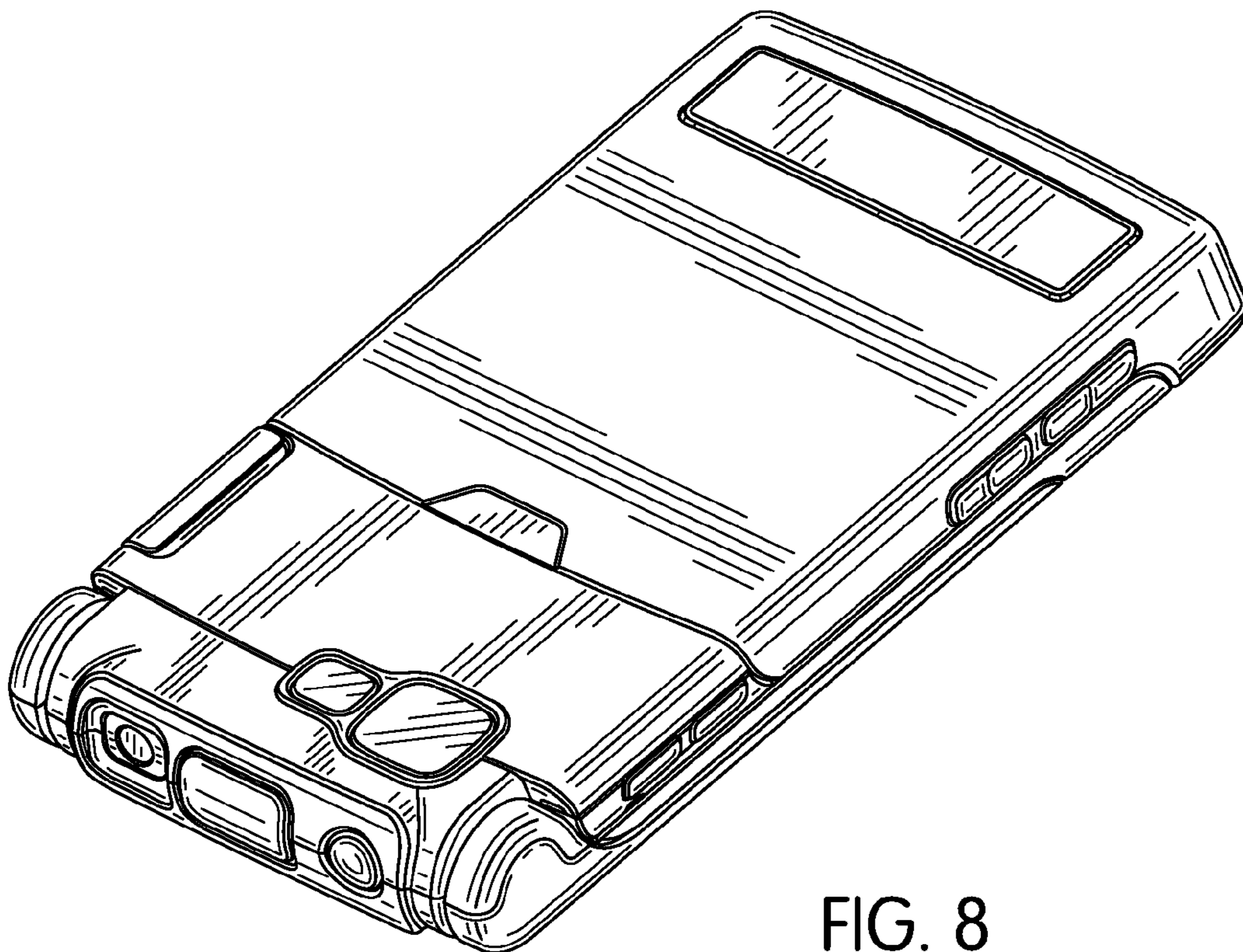


FIG. 8

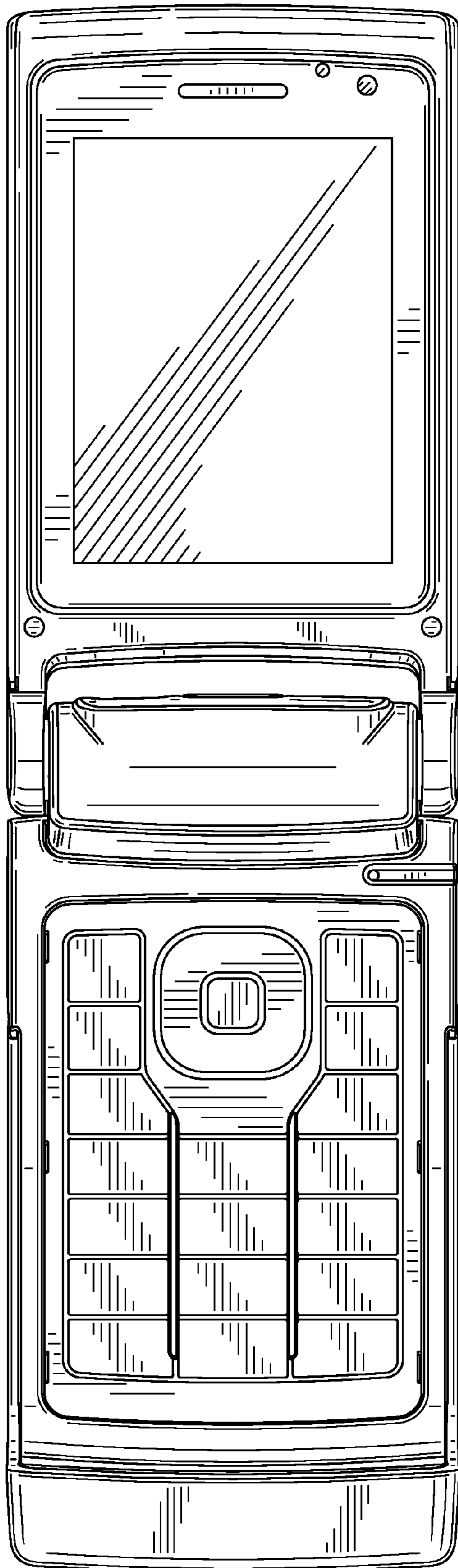


FIG. 9

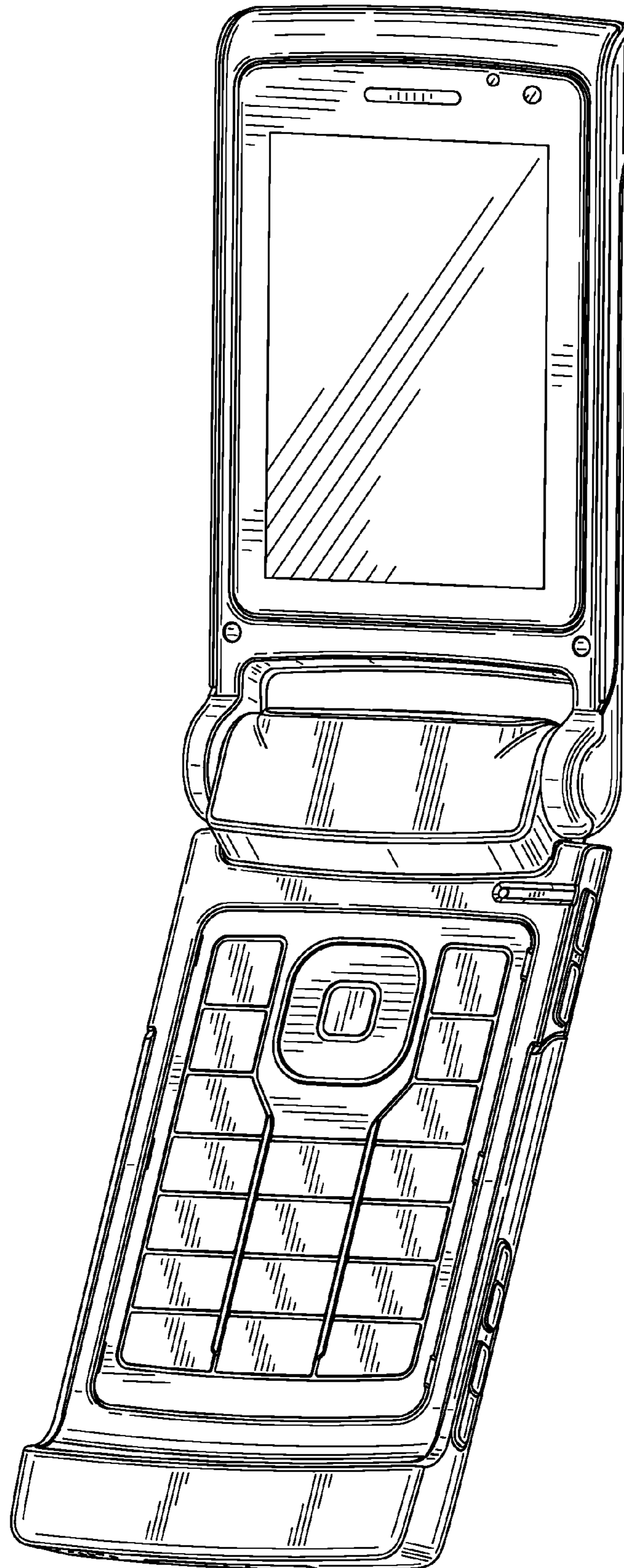


FIG. 10

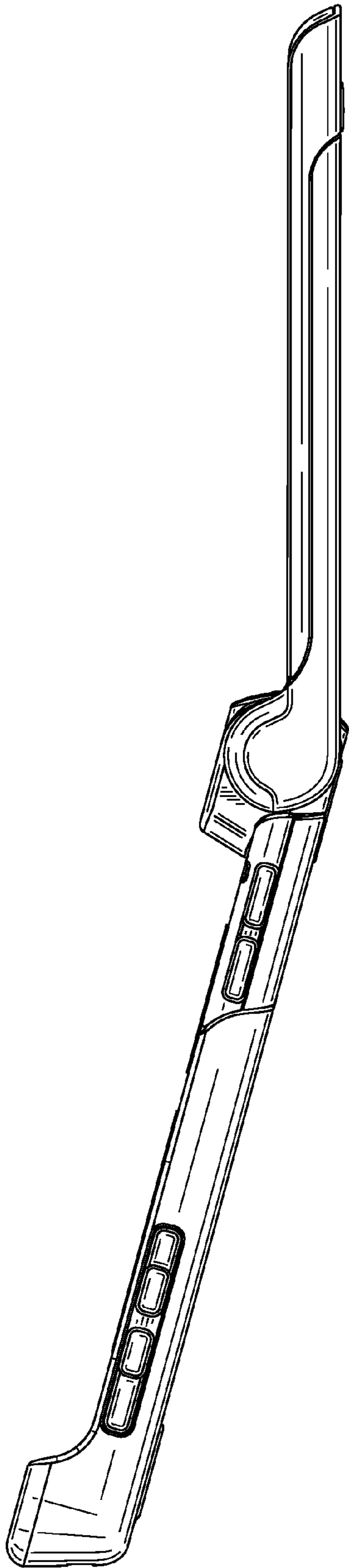


FIG. 11

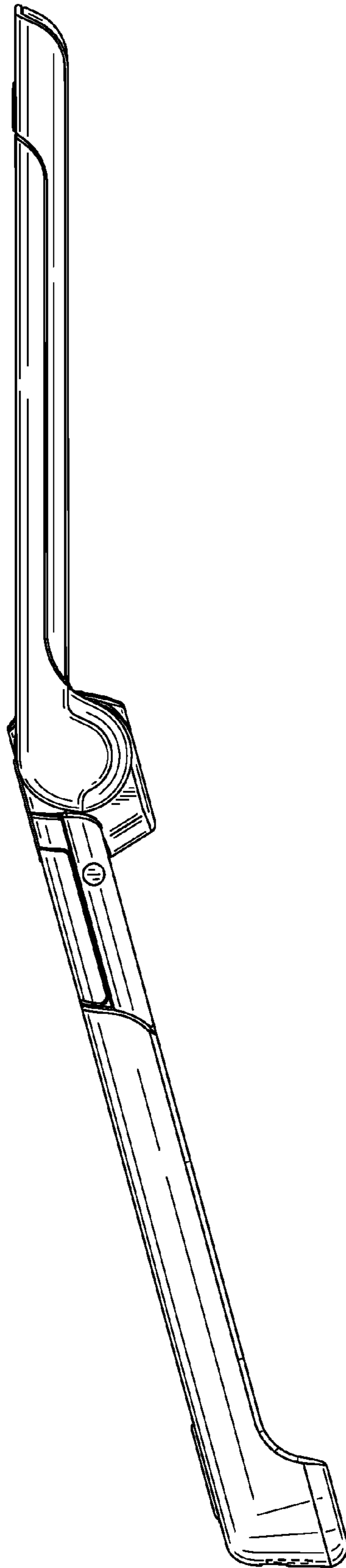


FIG. 12

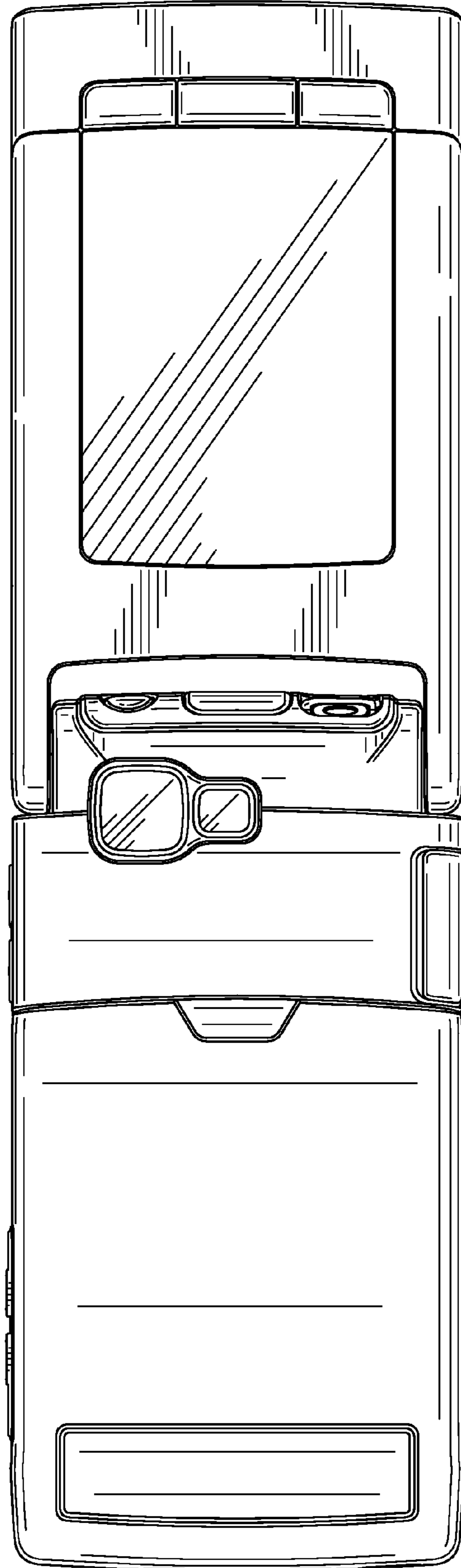


FIG. 13

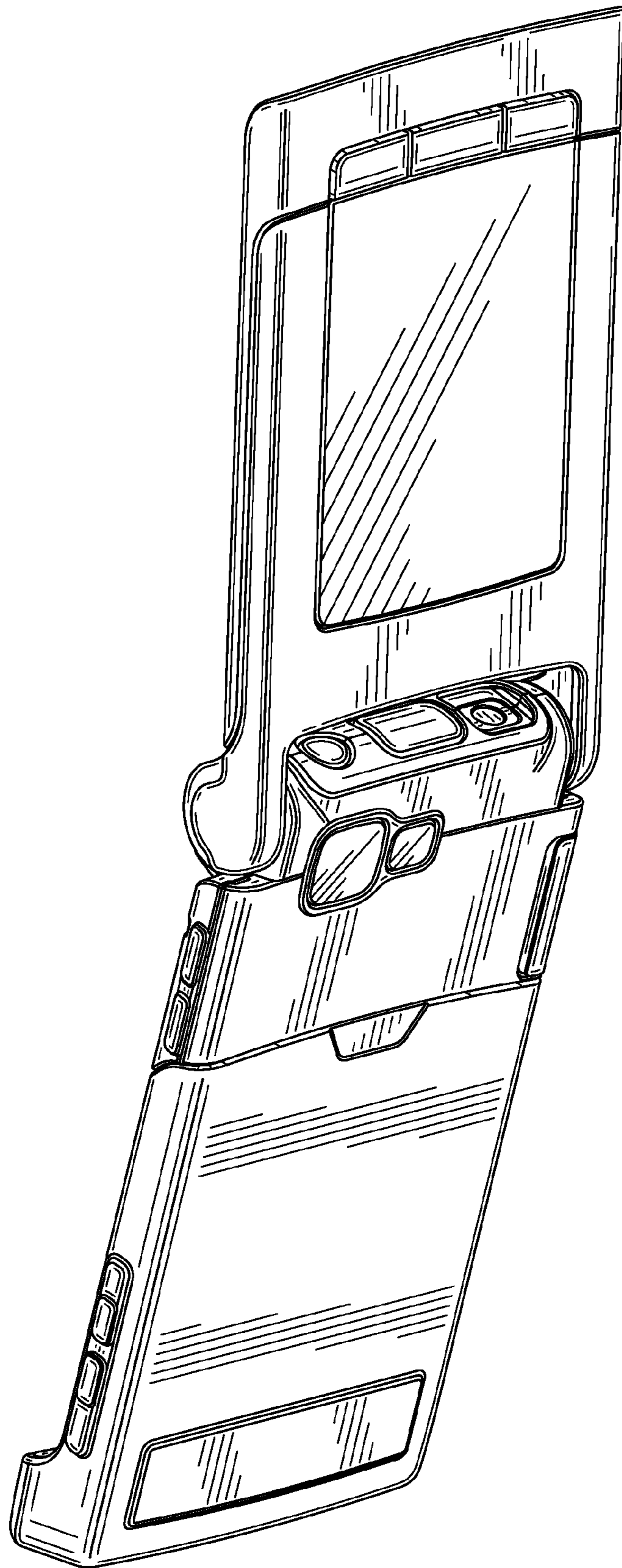


FIG. 14