



US00D567200S

(12) **United States Design Patent**  
**Rieu Piquet**

(10) **Patent No.:** **US D567,200 S**

(45) **Date of Patent:** **\*\* Apr. 22, 2008**

(54) **LCD TV**

D546,331 S \* 7/2007 Kim ..... D14/375  
D546,788 S \* 7/2007 Isshiki ..... D14/126  
D547,313 S \* 7/2007 Kim ..... D14/375

(75) Inventor: **Sylvain Rieu Piquet**, Shenzhen (CN)

(73) Assignee: **Shenzhen TCL New Technology Co., Ltd.**, Shenzhen, P.R. (CN)

\* cited by examiner

*Primary Examiner*—Raphael Barkai

(\*\*) Term: **14 Years**

(74) *Attorney, Agent, or Firm*—Morris Manning Martin LLP; Tim Tingkang Xia, Esq.

(21) Appl. No.: **29/282,876**

(57) **CLAIM**

(22) Filed: **Jul. 31, 2007**

The ornamental design for a LCD TV, as shown and described.

(51) **LOC (8) Cl.** ..... **14-03**

(52) **U.S. Cl.** ..... **D14/126**

(58) **Field of Classification Search** ..... D14/125–134,  
D14/239, 371, 136, 374–377; 312/7.2; 348/836,  
348/838, 180, 184, 325, 739; 341/12; 248/917–924,  
248/465; 345/104, 133, 156, 168, 87, 173;  
720/605, 669, 600, 655; 369/99, 197; 455/344–347  
See application file for complete search history.

**DESCRIPTION**

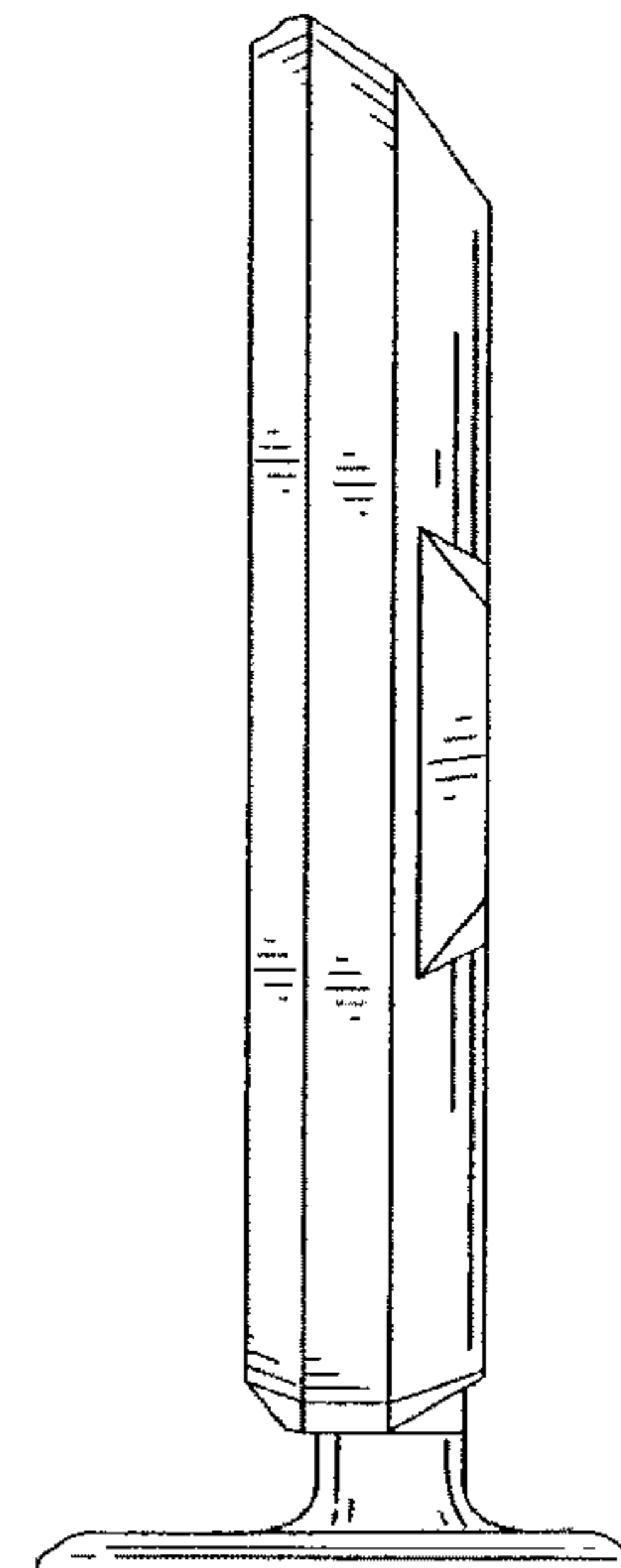

FIG. 1 is a perspective view of a LCD TV of my new design;  
FIG. 2 is a front elevational view thereof;  
FIG. 3 is a rear elevational view thereof;  
FIG. 4 is a left side elevational view thereof;  
FIG. 5 is a right side elevational view thereof;  
FIG. 6 is a top plan view thereof; and,  
FIG. 7 is a bottom plan view thereof.

(56) **References Cited**

U.S. PATENT DOCUMENTS

D487,433 S \* 3/2004 Kanatani ..... D14/126  
D540,279 S \* 4/2007 You et al. .... D14/126  
D546,299 S \* 7/2007 Honda et al. .... D14/126

**1 Claim, 5 Drawing Sheets**






FIG. 1

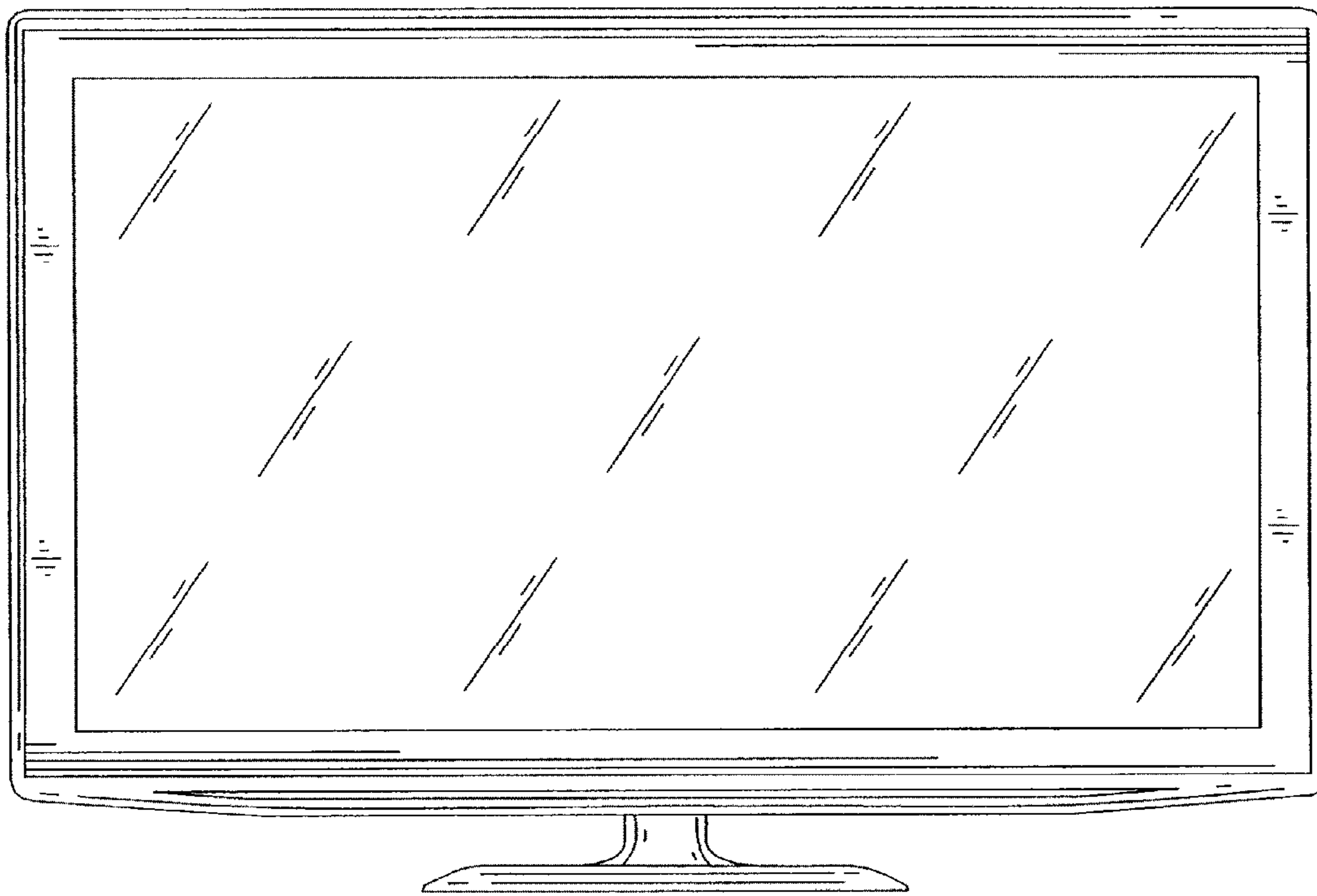


FIG. 2

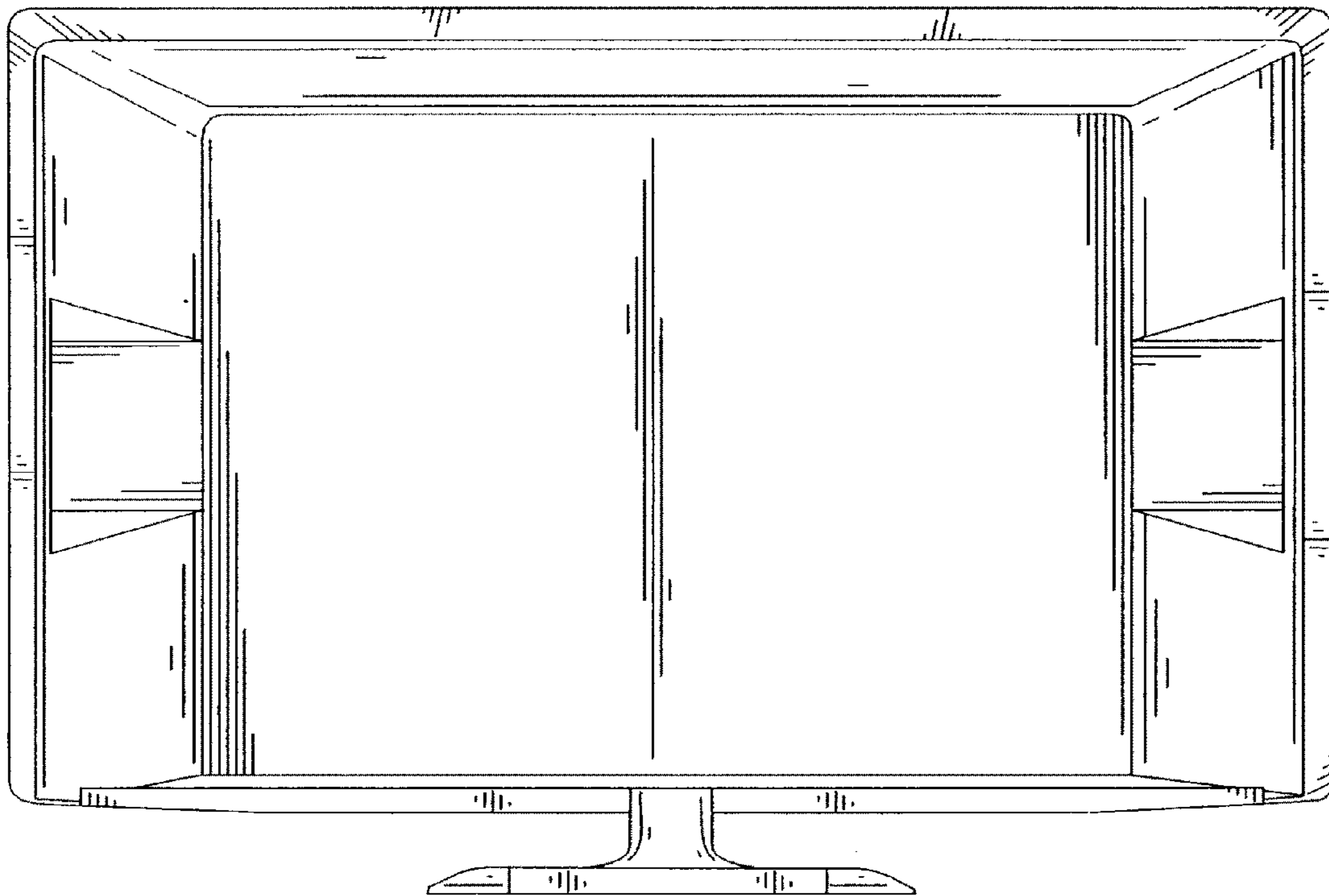


FIG. 3

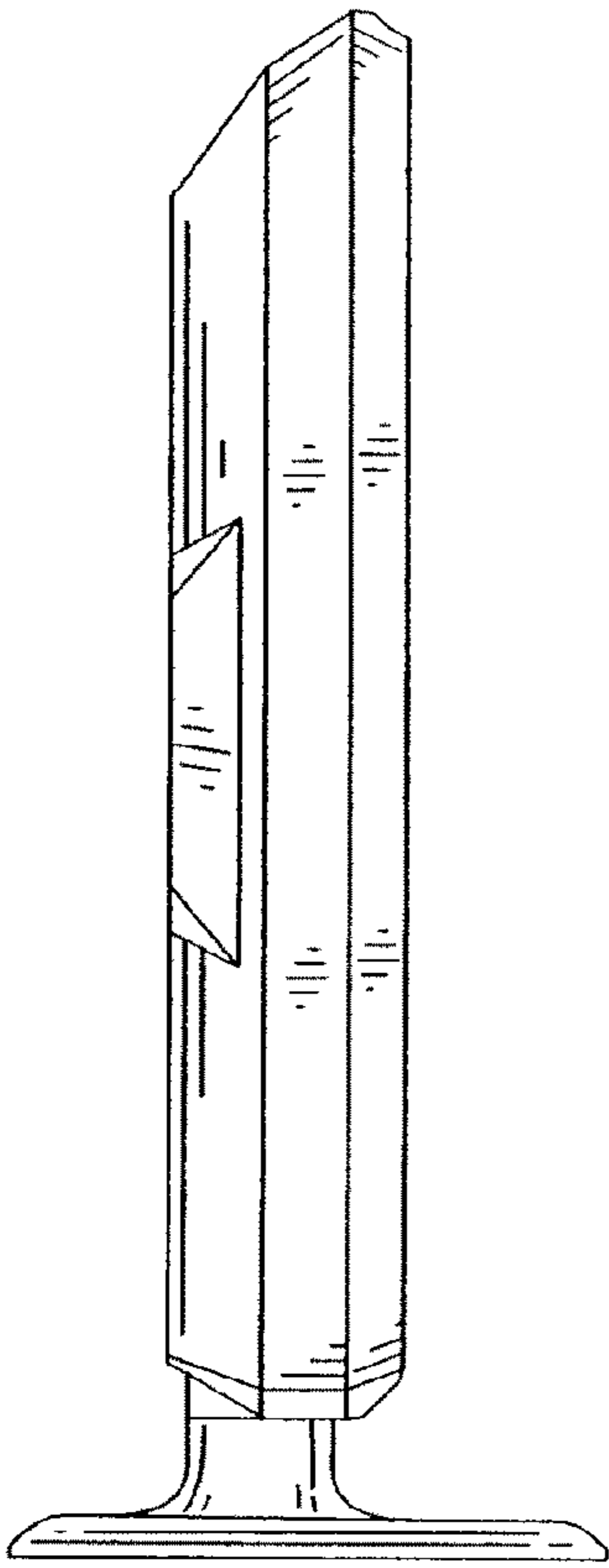


FIG. 4

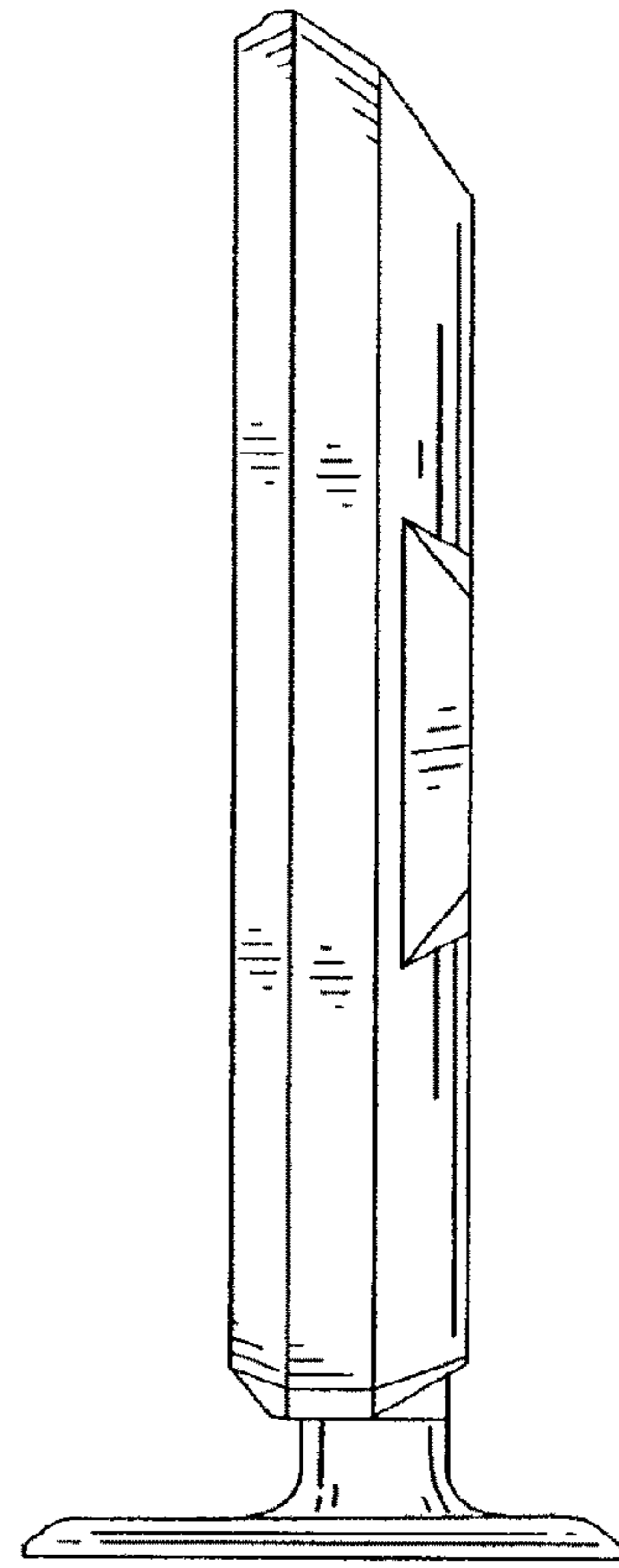


FIG. 5

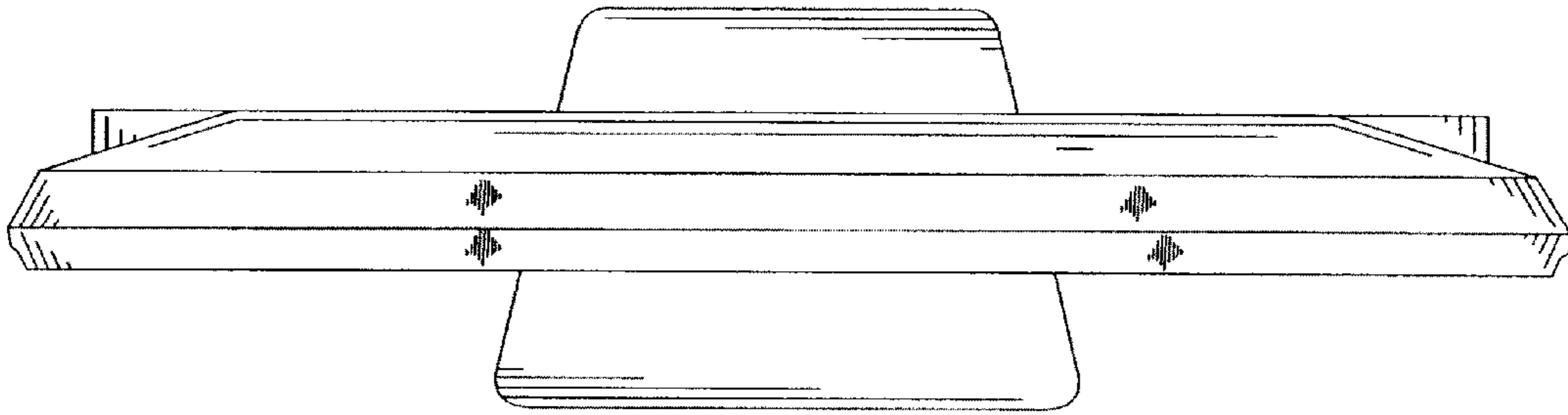


FIG. 6




FIG. 7