

US00D567169S

(12) **United States Design Patent**  
**Maxwell et al.**

(10) **Patent No.:** **US D567,169 S**  
(45) **Date of Patent:** **\*\* Apr. 22, 2008**

(54) **TIRE SIDEWALL**

(75) Inventors: **Paul Bryan Maxwell**, Kent, OH (US);  
**Sheila Marie Erdle**, Mogadore, OH  
(US)

(73) Assignee: **The Goodyear Tire & Rubber  
Company**, Akron, OH (US)

(\*\*) Term: **14 Years**

(21) Appl. No.: **29/284,209**

(22) Filed: **Sep. 4, 2007**

(51) **LOC (8) Cl.** ..... **12-15**

(52) **U.S. Cl.** ..... **D12/605**

(58) **Field of Classification Search** ..... D12/500-501,  
D12/503, 605; 152/523, 524, DIG. 12, 209.1-209.27  
See application file for complete search history.

(56) **References Cited**

**U.S. PATENT DOCUMENTS**

D449,576 S	10/2001	Kajikawa	.....	D12/605
D450,034 S	11/2001	Kajikawa	.....	D12/605
D452,203 S	12/2001	Kajikawa	.....	D12/605
D492,648 S	7/2004	Maxwell et al.	.....	D12/605
D506,435 S	6/2005	Maxwell et al.	.....	D12/605
D517,003 S	3/2006	Shondel	.....	D12/605

D543,497 S	*	5/2007	Maxwell et al.	.....	D12/605
D543,933 S	*	6/2007	Shondel	.....	D12/605
D549,168 S	*	8/2007	Shondel et al.	.....	D12/605
D552,536 S	*	10/2007	Shondel	.....	D12/605
D553,076 S	*	10/2007	Miyasaka	.....	D12/605
2002/0174928 A1		11/2002	Ratliff	.....	152/555

\* cited by examiner

*Primary Examiner*—Stacia Cadmus

(74) *Attorney, Agent, or Firm*—Richard B. O'Planick

(57) **CLAIM**

The ornamental design for a tire sidewall, as shown and described.

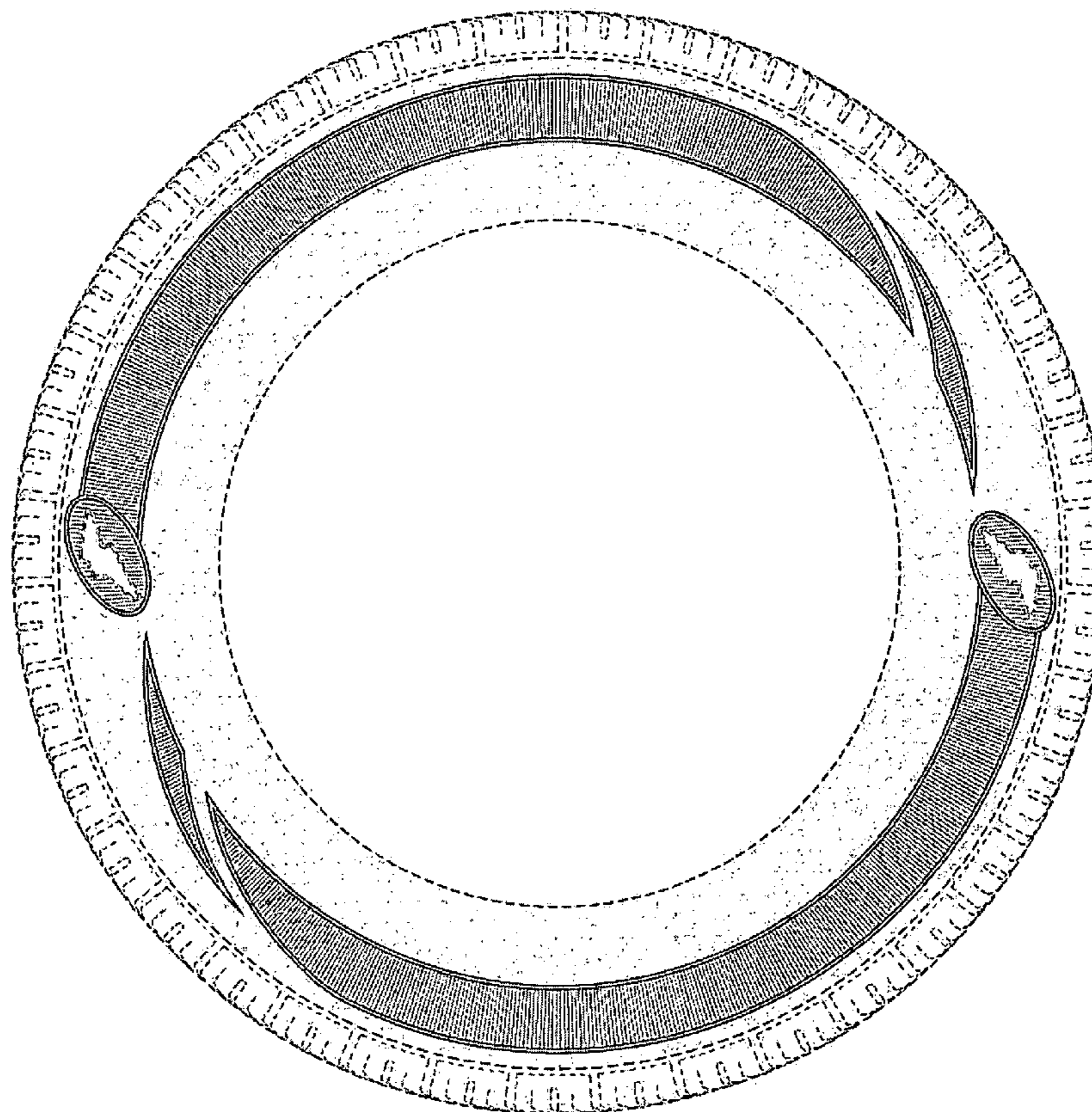
**DESCRIPTION**

FIG. 1 is a front elevational view of a tire sidewall showing our new design; and,

FIG. 2 is a front elevational view of a second embodiment thereof showing the disclaimed portions of FIG. 1 in solid lines.

The broken lines defining the tire tread, inner bead and the peripheral boundary between the tire tread and the sidewall in FIG. 1 are for illustrative purposes only and forms no part of the claimed design.

**1 Claim, 2 Drawing Sheets**



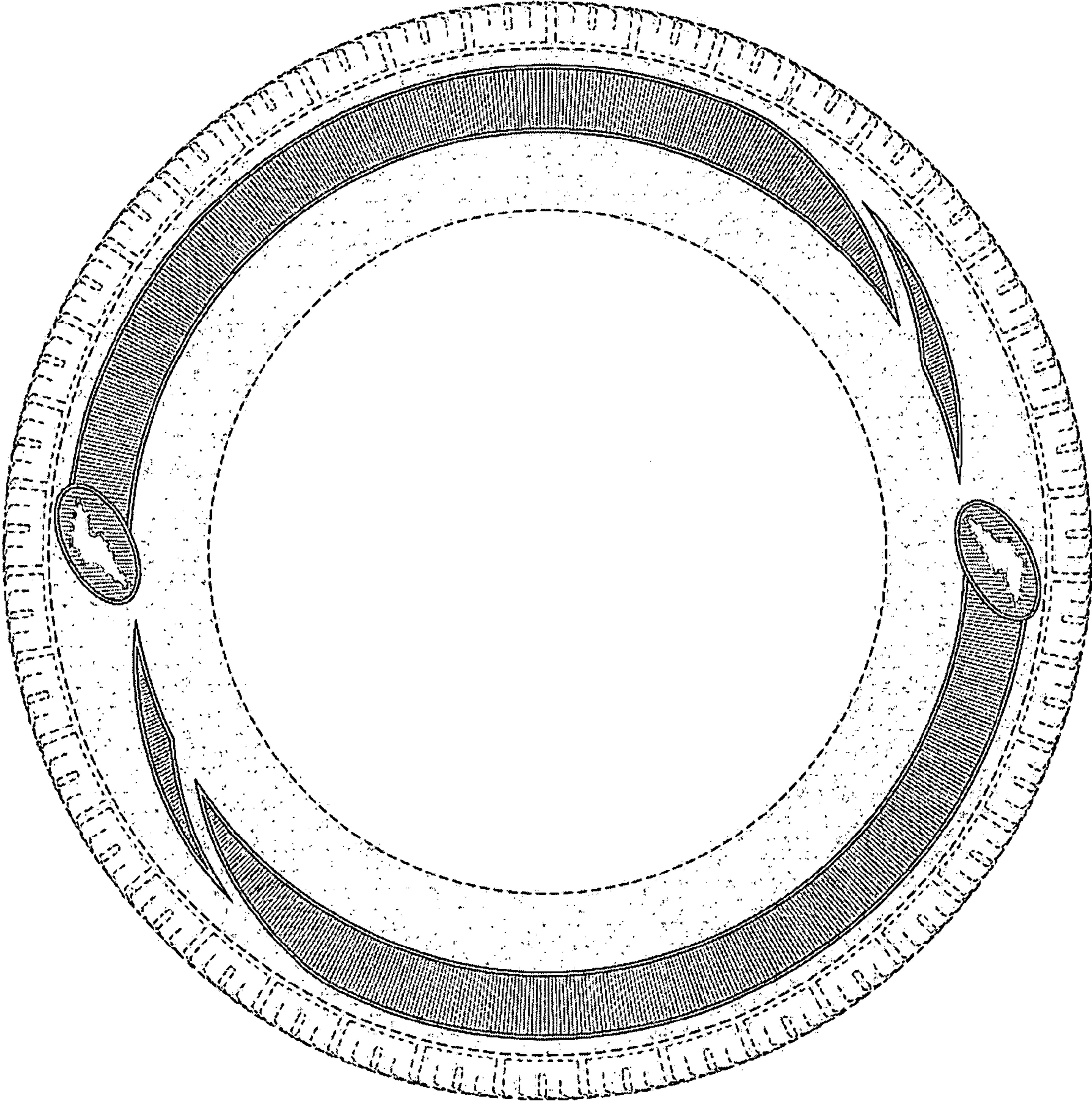


FIG-1

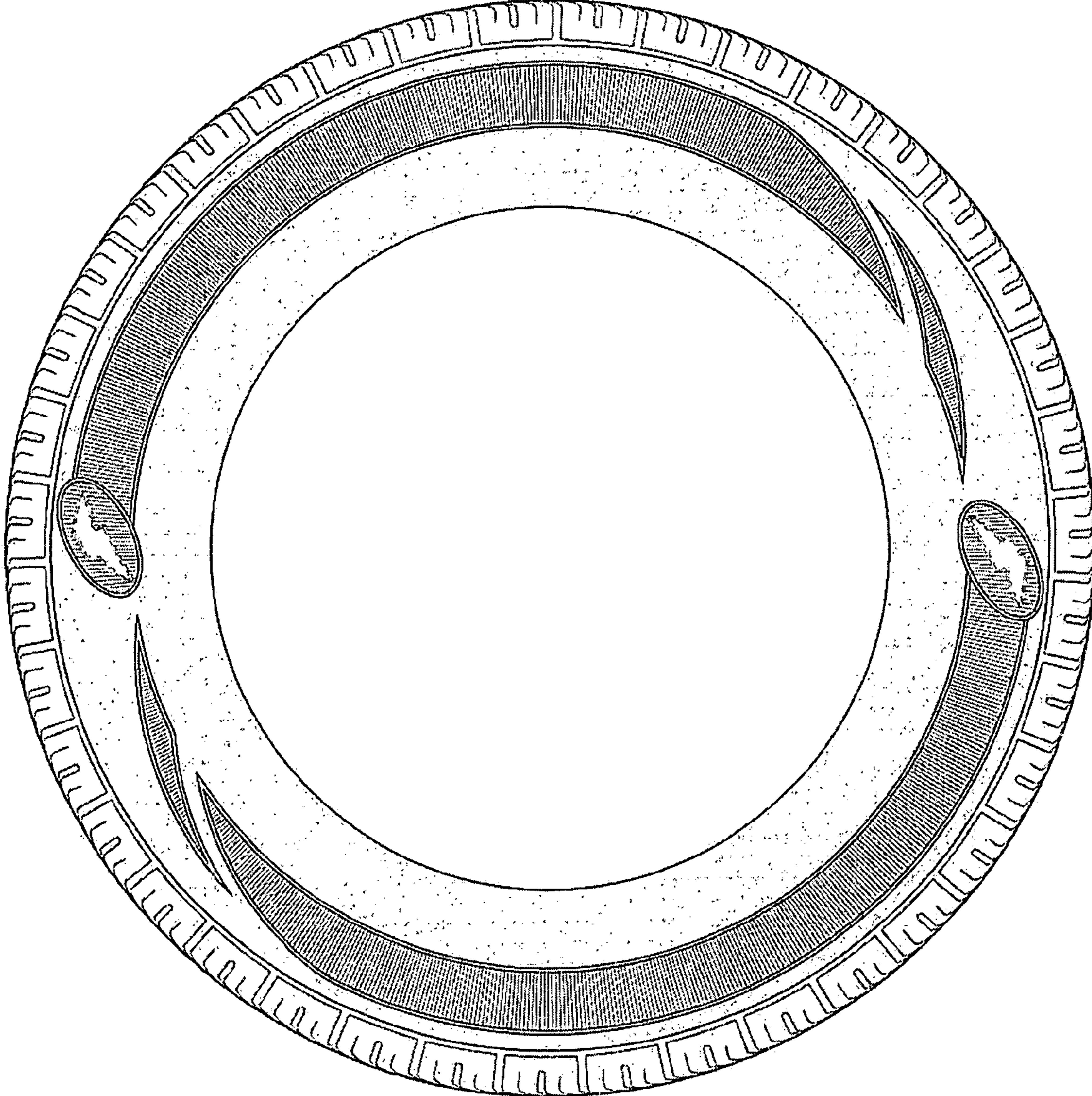


FIG-2