



US00D567158S

(12) **United States Design Patent**
Ishibashi et al.

(10) **Patent No.:** **US D567,158 S**
(45) **Date of Patent:** **** Apr. 22, 2008**

(54) **REAR BUMPER FOR AN AUTOMOBILE**

D551,601 S * 9/2007 Tabata et al. D12/169

(75) Inventors: **Takuya Ishibashi**, Toyota (JP);
Hiroyuki Hatake, Toyota (JP);
Takahiro Kanno, Toyota (JP)

(73) Assignee: **Toyota Jidosha Kabushiki Kaisha**,
Toyota (JP)

(**) Term: **14 Years**

(21) Appl. No.: **29/274,307**

(22) Filed: **Apr. 13, 2007**

(30) **Foreign Application Priority Data**

Dec. 29, 2006 (JP) 2006-036304

(51) **LOC (8) Cl.** **12-16**

(52) **U.S. Cl.** **D12/169**

(58) **Field of Classification Search** D12/90-92,
D12/86, 169, 196, 163; 296/193.1, 181.1;
293/102, 113, 115, 117, 120

See application file for complete search history.

(56) **References Cited**

U.S. PATENT DOCUMENTS

D536,286 S * 2/2007 Sycha D12/169
D546,250 S * 7/2007 Hettler D12/169

OTHER PUBLICATIONS

2005 New York Press Kit, Lexus LF-A (2005); Toyota, publication date unknown.

* cited by examiner

Primary Examiner—Melody N. Brown

(74) *Attorney, Agent, or Firm*—Finnegan, Henderson, Farabow, Garrett & Dunner, L.L.P.

(57) **CLAIM**

The ornamental design for a rear bumper for an automobile, as shown and described.

DESCRIPTION

FIG. 1 is a right-front, perspective view of a rear bumper for an automobile of our new design;

FIG. 2 is a front view thereof;

FIG. 3 is a top view thereof;


FIG. 4 is a bottom view thereof;

FIG. 5 is a left-side view thereof; and,

FIG. 6 is a right-side view thereof.

The rear of the bumper is not seen during ordinary use and forms no part of the claimed design.

1 Claim, 4 Drawing Sheets






FIG. 1

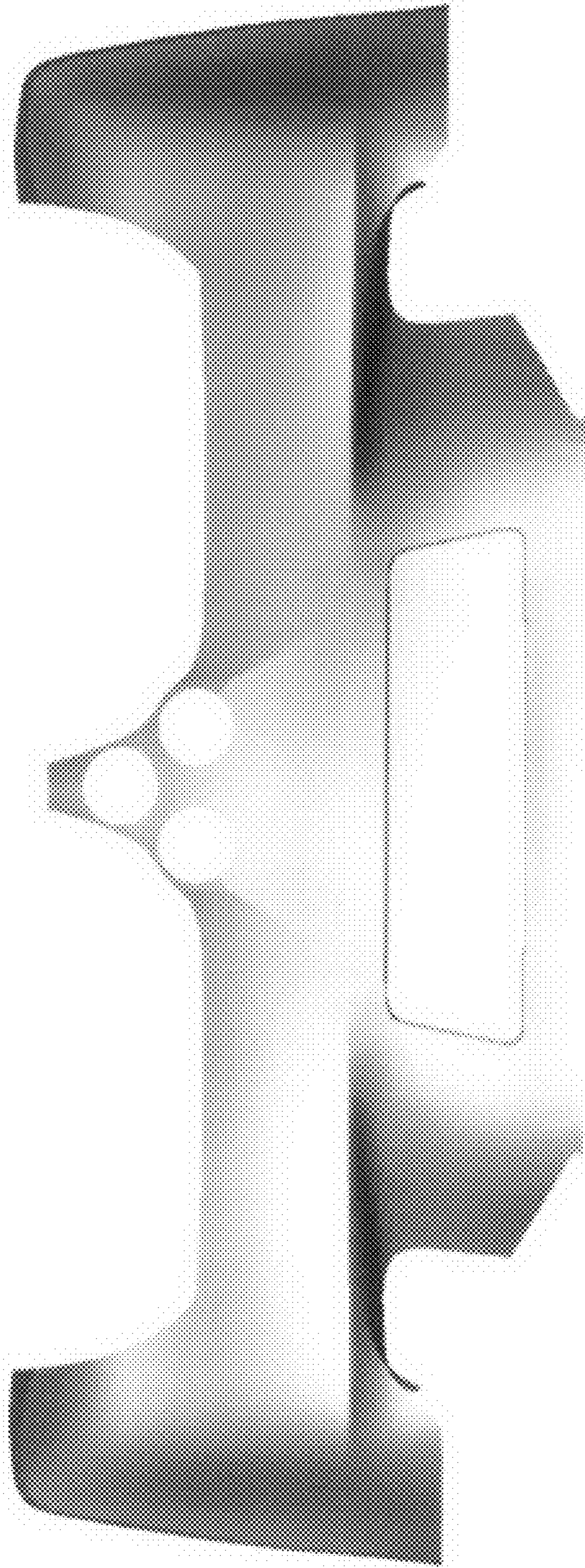


FIG. 2




FIG. 3




FIG. 4




FIG. 5




FIG. 6