



US00D567153S

(12) **United States Design Patent**
Cunningham

(10) **Patent No.:** **US D567,153 S**

(45) **Date of Patent:** **** Apr. 22, 2008**

(54) **VEHICLE GRILLE**

(75) Inventor: **Roy Curtis Cunningham**, Belton, MO
(US)

(73) Assignee: **Carriage Works, Inc.**, Grandview, MO
(US)

(**) Term: **14 Years**

(21) Appl. No.: **29/280,196**

(22) Filed: **May 21, 2007**

(51) **LOC (8) Cl.** **12-16**

(52) **U.S. Cl.** **D12/163**

(58) **Field of Classification Search** D12/163,
D12/171, 90-92, 216, 169, 196; 180/68.1,
180/68.6; 296/193.11; 293/102, 113, 115
See application file for complete search history.

(56) **References Cited**

U.S. PATENT DOCUMENTS

D492,626 S *	7/2004	Elwell et al.	D12/163
D492,918 S *	7/2004	Elwell et al.	D12/163
D492,919 S *	7/2004	Elwell et al.	D12/163
D492,920 S *	7/2004	Elwell et al.	D12/163
D496,889 S *	10/2004	Elwell et al.	D12/163

* cited by examiner

Primary Examiner—Melody N. Brown

(74) *Attorney, Agent, or Firm*—Shook, Hardy & Bacon,
L.L.P.

(57) **CLAIM**

The ornamental design for a vehicle grille, as shown and described.

DESCRIPTION

FIG. 1 is a perspective view of a vehicle grille showing the new design;

FIG. 2 is a top plan view thereof;

FIG. 3 is a front elevational view thereof;

FIG. 4 is a bottom plan view thereof;

FIG. 5 is a right side elevational view thereof, a left side elevational view thereof being a mirror image of the right side elevational view;

FIG. 6 is a perspective view of a second embodiment of the vehicle grille;

FIG. 7 is a top plan view of the vehicle grille of FIG. 6;

FIG. 8 is a front elevational view of the vehicle grille of FIG. 6;

FIG. 9 is a bottom plan view of the vehicle grille of FIG. 6; and,

FIG. 10 is a right side elevational view of the vehicle grille of FIG. 6, a left side elevational view thereof being a mirror image of the right side elevational view.

1 Claim, 2 Drawing Sheets

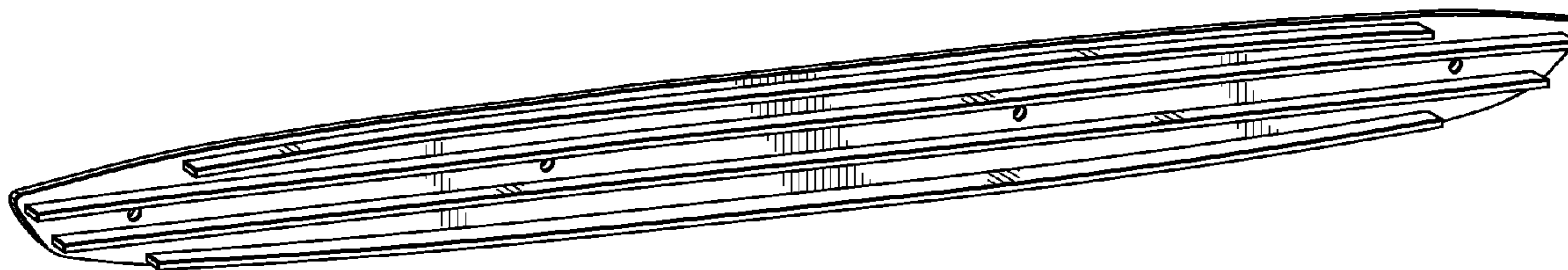




FIG. 1.



FIG. 5.



FIG. 2.



FIG. 3.




FIG. 4.



FIG. 6.

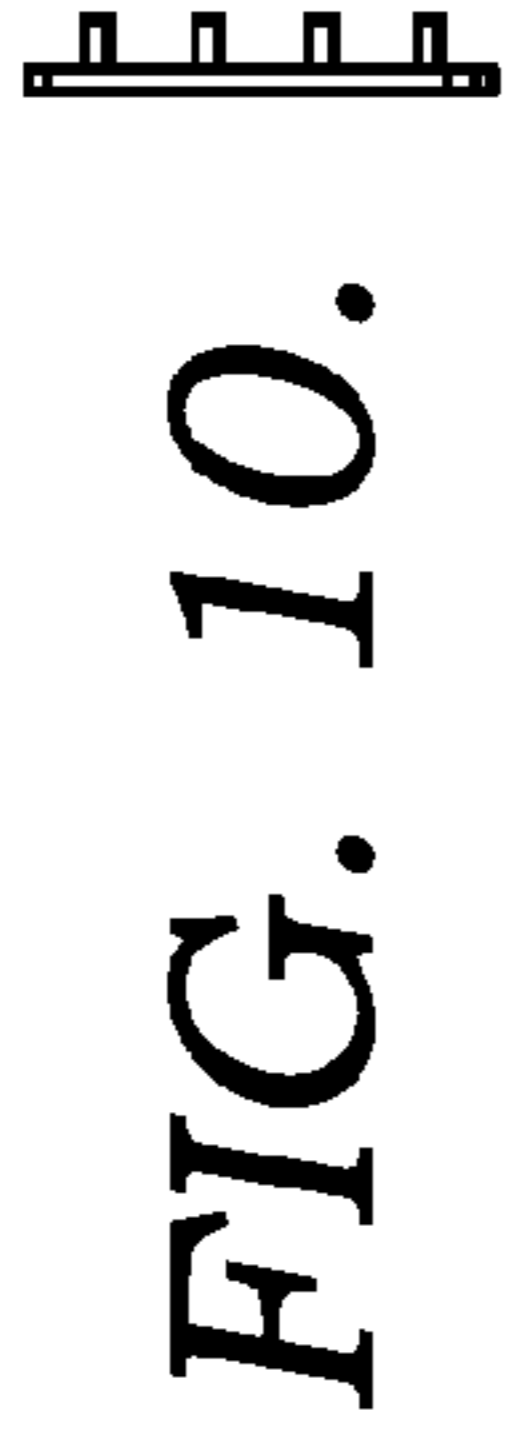


FIG. 10.



FIG. 7.

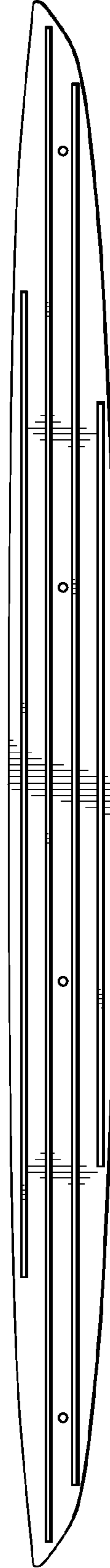


FIG. 8.



FIG. 9.