



US00D567147S

(12) **United States Design Patent** (10) **Patent No.:** **US D567,147 S**  
**Sakae et al.** (45) **Date of Patent:** **\*\* Apr. 22, 2008**

(54) **AUTOMOBILE AND TOY REPLICA THEREOF**

D551,122 S \* 9/2007 Trostle et al. .... D12/92

**OTHER PUBLICATIONS**

(75) Inventors: **Masanari Sakae**, Toyota (JP); **Yoshikazu Harada**, Toyota (JP); **Kenta Shimoguchi**, Toyota (JP); **Ian Cartabiano**, Newport Beach, CA (US); **Scott Roller**, Newport Beach, CA (US)

Brochure for Toyota Mark X, issued by Toyota Jidosha Kabushiki Kaisha, Nov. 2004.  
Brochure of MarkII, MarkII (Toyota: Aug. 2001).  
Brochure of Celsior, Celsior, Jul. 2004, Mfg. Toyota Jidosha Kabushiki Kaisha.  
Catalog of Toyota Avensis; Toyota; Oct. 2003.  
Frankfurt Show Press in 2003; VW Phaeton; Volkswagen; Aug. 2003.

(73) Assignee: **Toyota Jidosha Kabushiki Kaisha**, Toyota (JP)

\* cited by examiner

(\*\*) Term: **14 Years**

*Primary Examiner*—Melody N. Brown

(21) Appl. No.: **29/274,849**

(74) *Attorney, Agent, or Firm*—Finnegan, Henderson, Farabow, Garrett & Dunner, L.L.P.

(22) Filed: **May 31, 2007**

(57) **CLAIM**

(51) **LOC (8) Cl.** ..... **12-08**

The ornamental design for an automobile and toy replica thereof, as shown and described.

(52) **U.S. Cl.** ..... **D12/92**

(58) **Field of Classification Search** ..... D12/90–92, D12/86; 296/181.1, 181.5

See application file for complete search history.

**DESCRIPTION**

(56) **References Cited**

**U.S. PATENT DOCUMENTS**

D421,934 S	3/2000	Hunter
D459,683 S	7/2002	Sakae
D473,824 S	4/2003	Mori
D476,602 S	7/2003	Yanada
D491,842 S	6/2004	Nakamura
D500,710 S	1/2005	Saito
D500,711 S	1/2005	Saito
D501,645 S	2/2005	Hosoda
D512,342 S	12/2005	Okazaki
D531,547 S	11/2006	Hiruta
D531,935 S	11/2006	Matsumoto
D547,699 S	7/2007	Okazaki

FIG. 1 is a front, perspective view of an automobile and toy replica thereof of our new design;

FIG. 2 is a rear perspective view thereof;

FIG. 3 is a top plan view thereof;

FIG. 4 is a right side elevational view thereof, the left side elevational view being a mirror image thereof with exception of the outline of the door over the gas cap which is not present on the left side;

FIG. 5 is a front elevational view thereof; and,

FIG. 6 is a rear elevational view thereof.

The bottom of the automobile is not visible during ordinary use and is not part of the claimed design.

**1 Claim, 5 Drawing Sheets**






FIG. 1

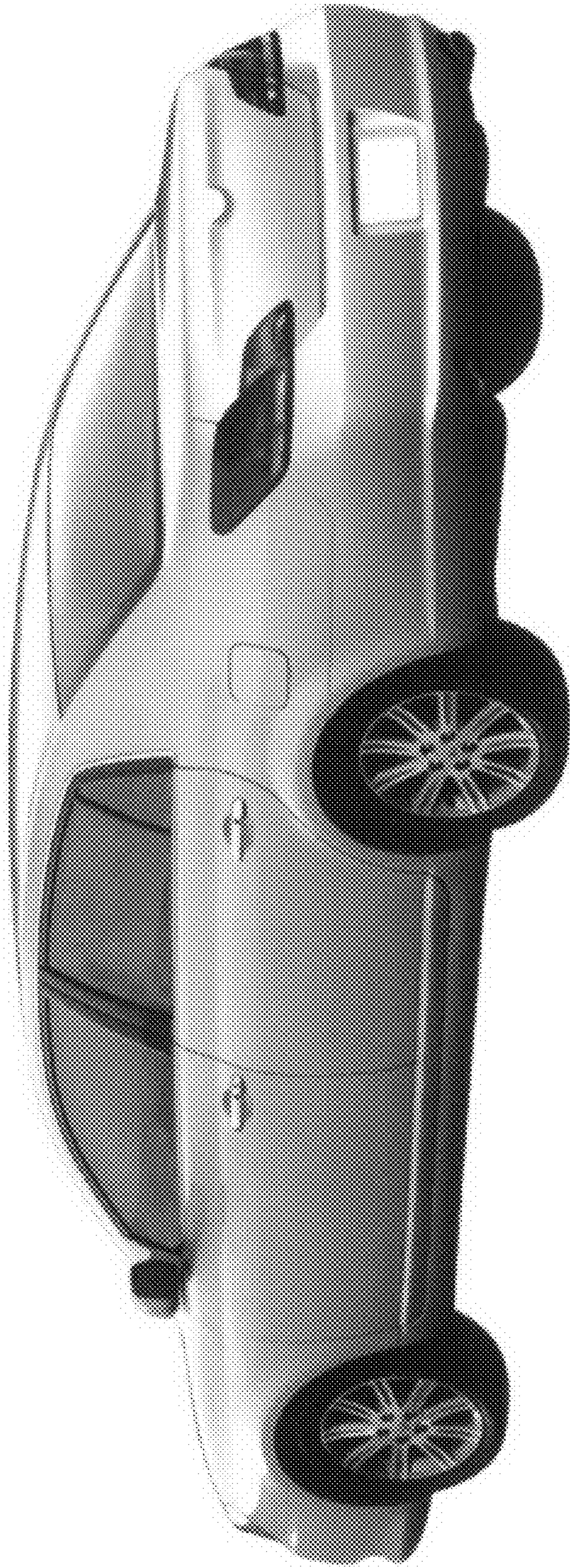


FIG. 2




**FIG. 3**



FIG. 4



**FIG. 5**



**FIG. 6**