



US00D567146S

(12) **United States Design Patent**  
**Wang et al.**

(10) **Patent No.:** **US D567,146 S**

(45) **Date of Patent:** **\*\* Apr. 22, 2008**

(54) **CAR**  
(75) Inventors: **Chuanfu Wang**, Guangdong (CN);  
**Yubo Lian**, Guangdong (CN); **Zhentao Ren**, Guangdong (CN); **Xin Tan**, Guangdong (CN)

D489,293 S \* 5/2004 Ikuma et al. .... D12/90  
D519,414 S \* 4/2006 Hiruta et al. .... D12/90  
D519,880 S \* 5/2006 Hiruta et al. .... D12/91  
D526,934 S \* 8/2006 Fujiwara et al. .... D12/90  
D528,469 S \* 9/2006 Yakushi et al. .... D12/90

(73) Assignee: **BYD Company Limited**, Guangdong (CN)

\* cited by examiner

*Primary Examiner*—Melody N. Brown

(\*\*) Term: **14 Years**

(74) *Attorney, Agent, or Firm*—Blakely, Sokoloff, Taylor & Zafman, LLP; Stephen M. De Klerk

(21) Appl. No.: **29/279,248**

(57) **CLAIM**

(22) Filed: **Apr. 24, 2007**

The ornamental design for a car, as shown and described.

(30) **Foreign Application Priority Data**

**DESCRIPTION**

Oct. 24, 2006 (CN) ..... 2006 3 0154146

(51) **LOC (8) Cl.** ..... **12-08**

(52) **U.S. Cl.** ..... **D12/90**

(58) **Field of Classification Search** ..... D12/90-92,  
D12/86; 296/181.1, 181.5

See application file for complete search history.

FIG. 1 is a front view of a car showing our new design;  
FIG. 2 is a back view thereof;  
FIG. 3 is a left view thereof;  
FIG. 4 is a right view thereof;  
FIG. 5 is a top view thereof;  
FIG. 6 is a perspective front view thereof; and,  
FIG. 7 is a perspective rear view thereof.

(56) **References Cited**

**U.S. PATENT DOCUMENTS**

D411,814 S \* 7/1999 Chibuka et al. .... D12/90

**1 Claim, 4 Drawing Sheets**





Fig. 1



Fig. 2




Fig. 3




Fig. 4




Fig. 5




Fig. 6




Fig. 7