

US00D567133S

(12) **United States Design Patent**
Crawford

(10) **Patent No.:** **US D567,133 S**

(45) **Date of Patent:** **** Apr. 22, 2008**

(54) **WRITING UTENSIL EARRING**

D346,343 S * 4/1994 Haugh D11/44
D474,239 S * 5/2003 Rosenbaum D19/44
D505,452 S * 5/2005 Crawford D19/45

(76) Inventor: **Tabitha Crawford**, 2415 Heather Ave.,
Long Beach, CA (US) 90815

* cited by examiner

(**) Term: **14 Years**

Primary Examiner—Louis S. Zarfes

Assistant Examiner—Anhdao Doan

(21) Appl. No.: **29/276,577**

(74) *Attorney, Agent, or Firm*—MacPherson Kwok Chen &
Heid LLP; David S. Park

(22) Filed: **Jan. 30, 2007**

(51) **LOC (8) Cl.** **11-01**

(57) **CLAIM**

(52) **U.S. Cl.** **D11/44; D19/44**

The ornamental design for an writing utensil earring, as
shown and described.

(58) **Field of Classification Search** D11/40–48,
D11/79, 81; 63/1.11, 1.12, 1.14, 12–14.3;
D19/36, 42, 44

DESCRIPTION

See application file for complete search history.

FIG. 1 is a left side view of an writing utensil earring
showing my new design;

(56) **References Cited**

FIG. 2 is a right side view thereof;

U.S. PATENT DOCUMENTS

FIG. 3 is a rear view thereof; and,

D173,480 S * 11/1954 Fink D19/36
D254,854 S * 4/1980 Texidor D19/36
D303,230 S * 9/1989 Westmoland D11/45
D333,279 S * 2/1993 Fryklund D11/43

FIG. 4 is a front view thereof.

1 Claim, 1 Drawing Sheet



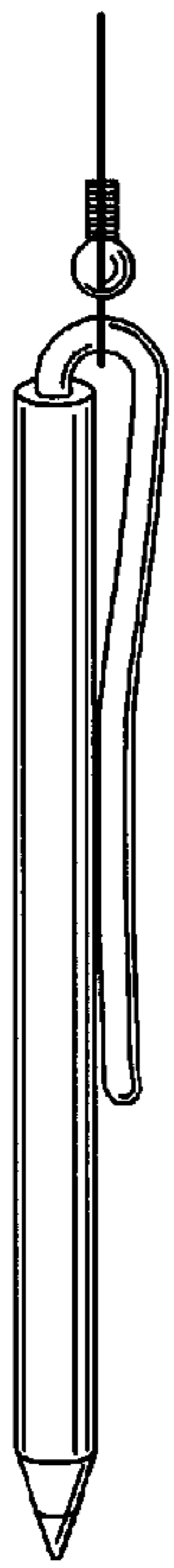


FIG. 1



FIG. 2

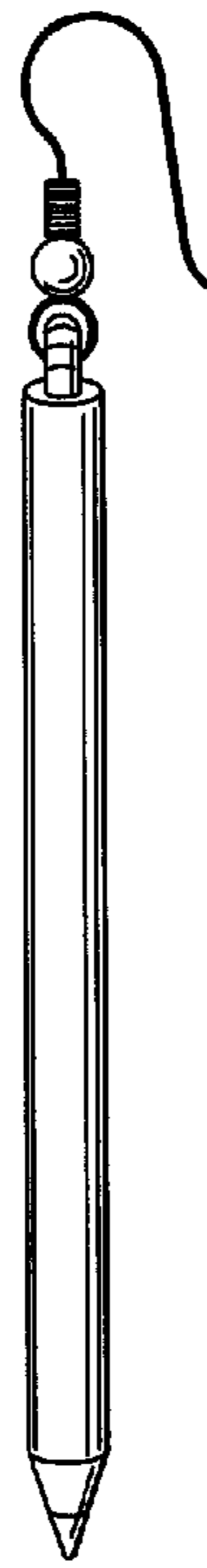


FIG. 3

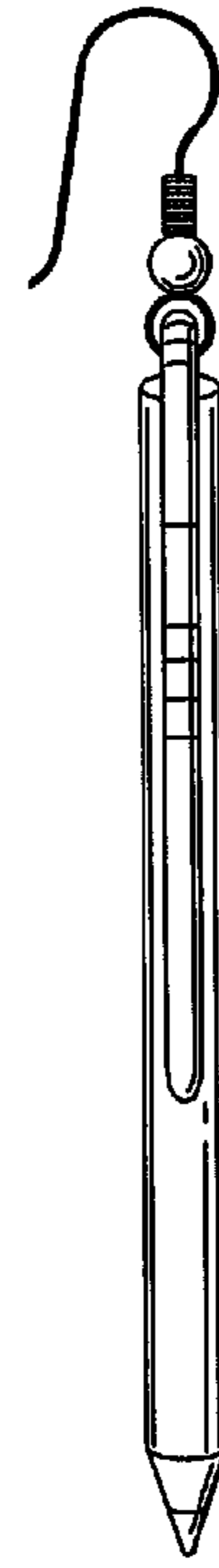


FIG. 4