



US00D567112S

(12) **United States Design Patent**
Giannini

(10) **Patent No.:** **US D567,112 S**

(45) **Date of Patent:** **** Apr. 22, 2008**

(54) **WRISTWATCH**

(75) Inventor: **Frida Giannini**, Florence (IT)

(73) Assignee: **Luxury Timepieces International SA**,
Cortailod (CH)

(**) Term: **14 Years**

(21) Appl. No.: **29/290,045**

(22) Filed: **Oct. 16, 2007**

(30) **Foreign Application Priority Data**

Jul. 4, 2007 (CH) 134033

(51) **LOC (8) Cl.** **10-02**

(52) **U.S. Cl.** **D10/31; D10/32**

(58) **Field of Classification Search** D10/30-39,
D10/122-126; 368/276, 277, 281, 282, 285,
368/80, 223, 228, 232; D11/3, 12, 17, 13,
D11/14; 224/164; 63/3, 3.1, 4

See application file for complete search history.

(56) **References Cited**

U.S. PATENT DOCUMENTS

1,454,322	A	*	5/1923	Loeb	368/277
D84,000	S	*	4/1931	Schwab	D11/12
D84,303	S	*	6/1931	Schwab	D11/13
D91,261	S	*	1/1934	Baer	D11/13
D109,338	S	*	4/1938	Prestinari	D11/24
D112,263	S	*	11/1938	Wadsworth	D10/38
2,221,206	A	*	11/1940	Schwankhaus	368/281
3,738,100	A	*	6/1973	Hassman et al.	368/282
D310,335	S	*	9/1990	Wunderman	D10/32

D340,414	S	*	10/1993	DeGraeve	D10/39
D382,494	S	*	8/1997	Wunderman	D10/32
D390,123	S	*	2/1998	Kennedy	D10/30
D390,128	S	*	2/1998	Toribio	D10/32
D412,446	S	*	8/1999	Tse	D10/32
D423,950	S	*	5/2000	Bulgari	D10/32
D434,335	S	*	11/2000	Amstutz	D10/32
D473,478	S	*	4/2003	d'Origny	D10/39
D508,654	S	*	8/2005	Tada	D10/32
D509,757	S	*	9/2005	Mok	D10/32
D532,319	S	*	11/2006	Bedat	D10/32
D533,467	S	*	12/2006	Modolo	D10/31
D551,097	S	*	9/2007	Modolo	D10/32

* cited by examiner

Primary Examiner—Lucy Lieberman

(74) *Attorney, Agent, or Firm*—Sughrue Mion, PLLC

(57) **CLAIM**

The ornamental design for a wristwatch, as shown.

DESCRIPTION

FIG. 1 is a perspective view of the front and right side of a wristwatch showing my new design;

FIG. 2 is a front elevational view thereof;

FIG. 3 is a rear elevational view thereof;

FIG. 4 is a right side elevational view thereof;

FIG. 5 is a left side elevational view thereof;

FIG. 6 is a top plan view thereof; and,

FIG. 7 is a bottom plan view thereof.

1 Claim, 2 Drawing Sheets



FIG. 1



FIG. 2




FIG. 3




FIG. 4




FIG. 6




FIG. 5




FIG. 7

