

US00D567106S

(12) **United States Design Patent**
Simpson et al.

(10) **Patent No.: US D567,106 S**
(45) **Date of Patent: ** Apr. 22, 2008**

(54) **BOTTLE**

DESCRIPTION

(75) Inventors: **Rodney J. Simpson**, Batavia, IL (US);
Javier Verdura, Milford, CT (US);
Jonathan Lee, Milford, CT (US);
Matthew L. Prancuk, Brookfield, CT (US)

(73) Assignee: **Tropicana Products, Inc.**, Bradenton, FL (US)

(**) Term: **14 Years**

(21) Appl. No.: **29/276,047**

(22) Filed: **Jan. 12, 2007**

(51) **LOC (8) Cl.** **09-01**

(52) **U.S. Cl.** **D9/667; D9/500**

(58) **Field of Classification Search** D9/600,
D9/653, 614, 667, 500-504, 516, 537-543,
D9/549-551, 554; D7/514; 215/379-383,
215/400; 206/457, 459.1, 459.5, 822-823;
220/890

See application file for complete search history.

(56) **References Cited**

U.S. PATENT DOCUMENTS

D217,230 S *	4/1970	Kessig et al.	D9/500
D224,514 S *	8/1972	Barrash	D9/500
D225,210 S *	11/1972	Becker	D9/500
D249,330 S *	9/1978	Pigeon	D9/502
D481,937 S *	11/2003	McRae	D9/667
D482,607 S *	11/2003	McRae	D9/614
D534,080 S *	12/2006	Mody et al.	D9/516

OTHER PUBLICATIONS

Beverage World Jan. 2004. p. 20, Widmer Brothers beer bottle.*

* cited by examiner

Primary Examiner—Sandra L. Morris

(74) *Attorney, Agent, or Firm*—Banner & Witcoff, Ltd.

(57) **CLAIM**

The ornamental design for a bottle, as shown and described.

FIG. 1 is a front left perspective view of a first embodiment of a bottle showing our new design;

FIG. 2 is a front view thereof;

FIG. 3 is a rear view thereof;

FIG. 4 is a left side view thereof;

FIG. 5 is a bottom view thereof;

FIG. 6 is a top view thereof;

FIG. 7 is a front left perspective view of a second embodiment of a bottle showing our new design;

FIG. 8 is a front view thereof;

FIG. 9 is a rear view thereof;

FIG. 10 is a left side view thereof;

FIG. 11 is a bottom view thereof;

FIG. 12 is a top view thereof;

FIG. 13 is a front left perspective view of a third embodiment of a bottle showing our new design;

FIG. 14 is a front view thereof;

FIG. 15 is a rear view thereof;

FIG. 16 is a left side view thereof;

FIG. 17 is a bottom view thereof;

FIG. 18 is a top view thereof;

FIG. 19 is a front left perspective view of a fourth embodiment of a bottle showing our new design;

FIG. 20 is a front view thereof;

FIG. 21 is a rear view thereof;

FIG. 22 is a left side view thereof;

FIG. 23 is a bottom view thereof; and,

FIG. 24 is a top view thereof.

The broken lines immediately adjacent to the shaded area of the bottle in FIGS. 13-24 represent an unclaimed boundary of the design. The broken lines showing the remainder of the bottle in FIGS. 13-24, are for illustrative purposes only and form no part of the claimed design. The stipple shaded surface shown in FIGS. 1-6 and 13-18 only represents a contrast in appearance with the line shaded surface and does not represent any specific surface ornamentation.

1 Claim, 8 Drawing Sheets




Fig. 1

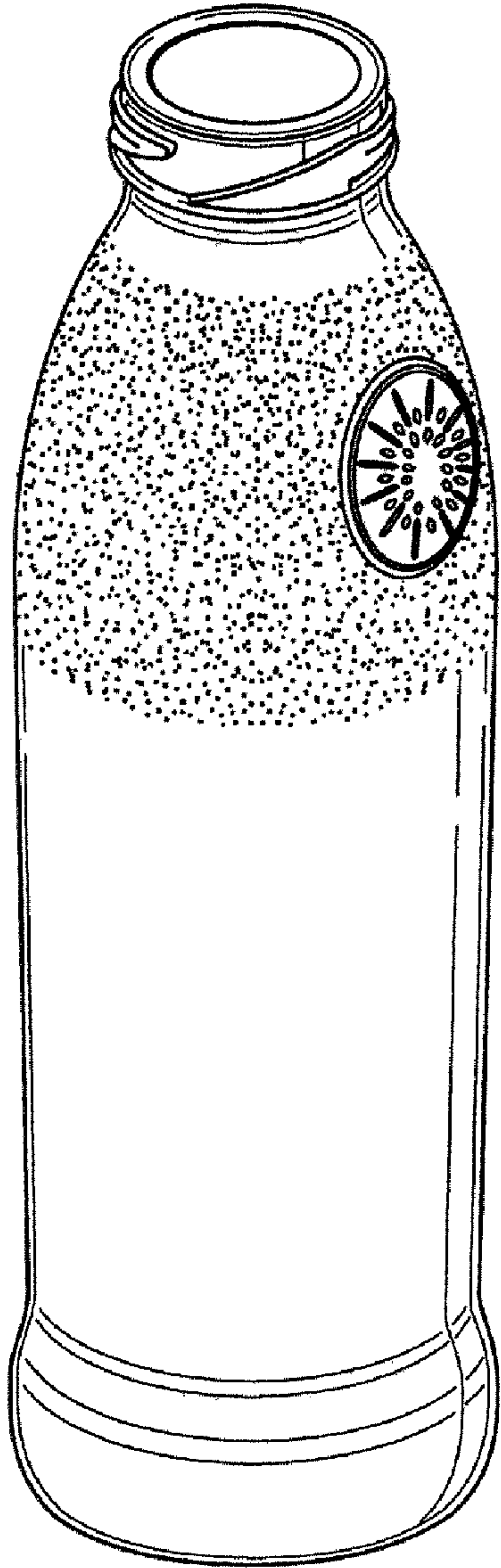


Fig. 2




Fig. 3

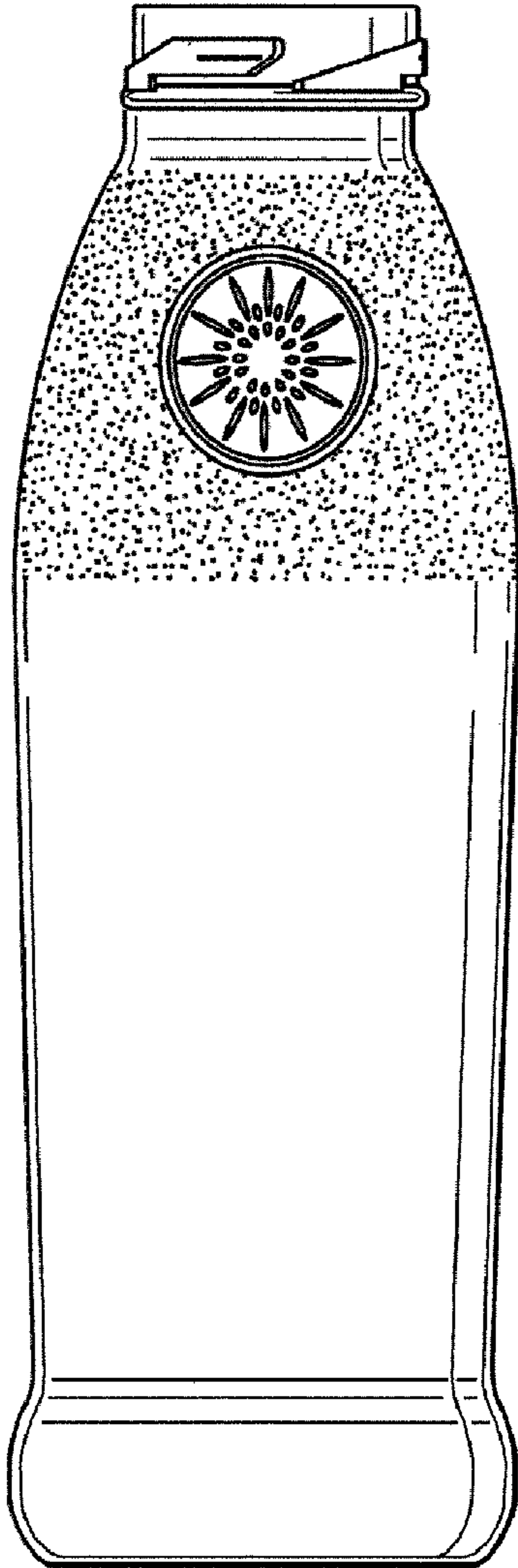


Fig. 4

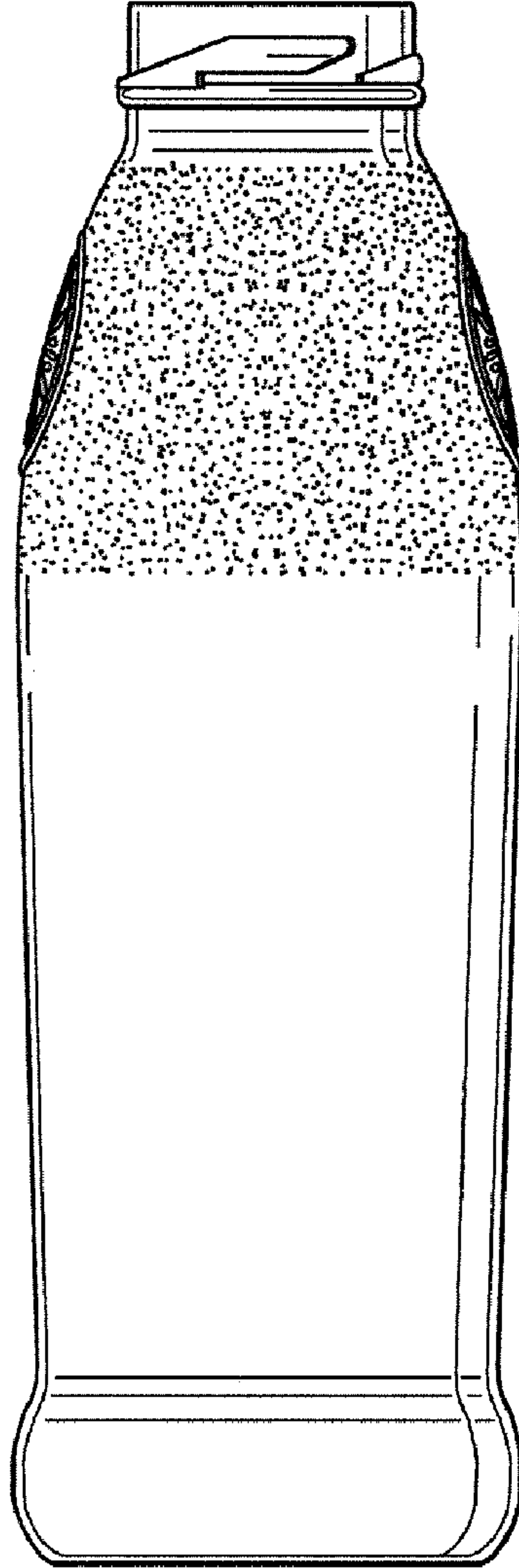


Fig. 5




Fig. 6

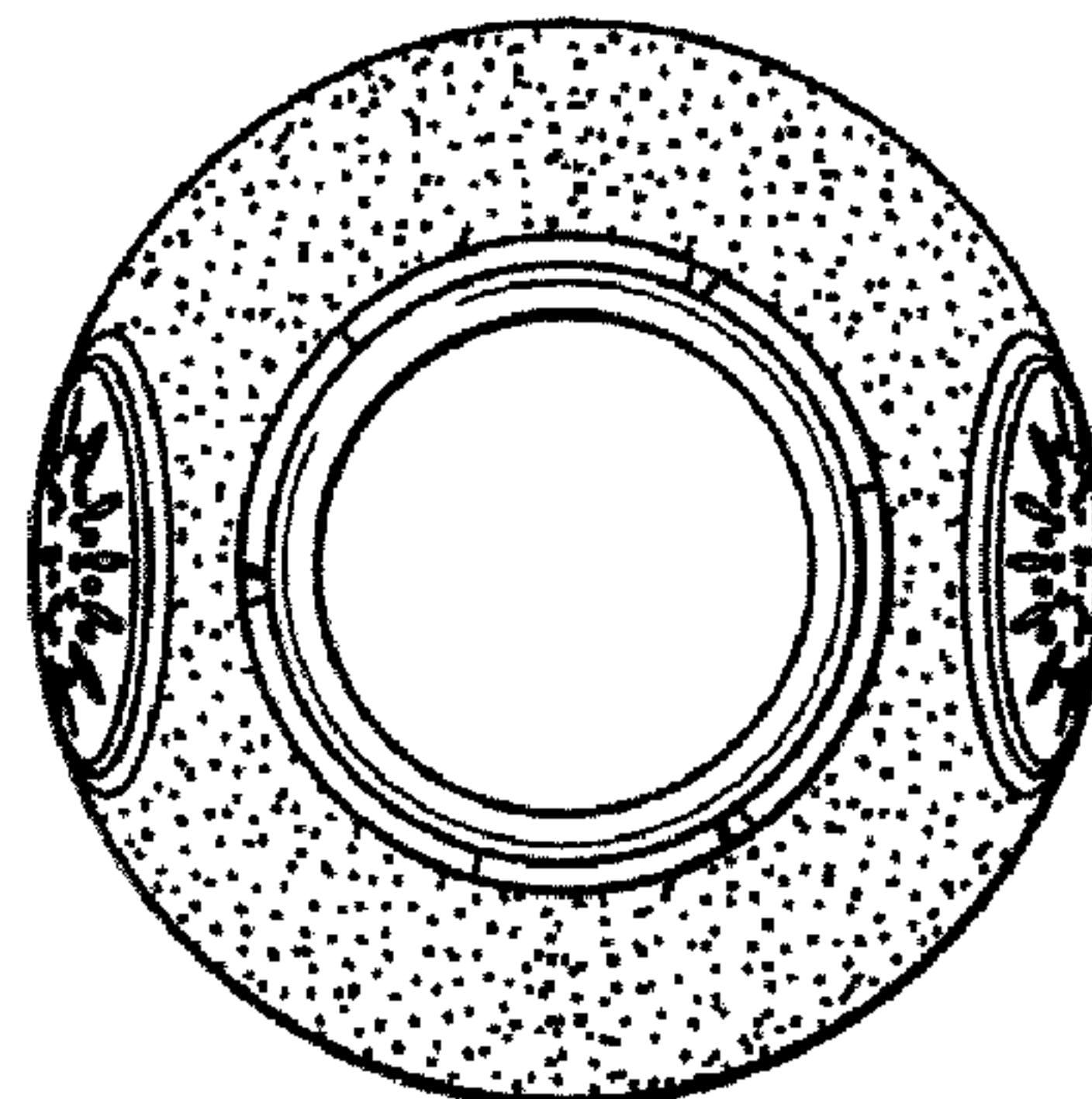


Fig. 7




Fig. 8




Fig. 9




Fig. 10




Fig. 11




Fig. 12

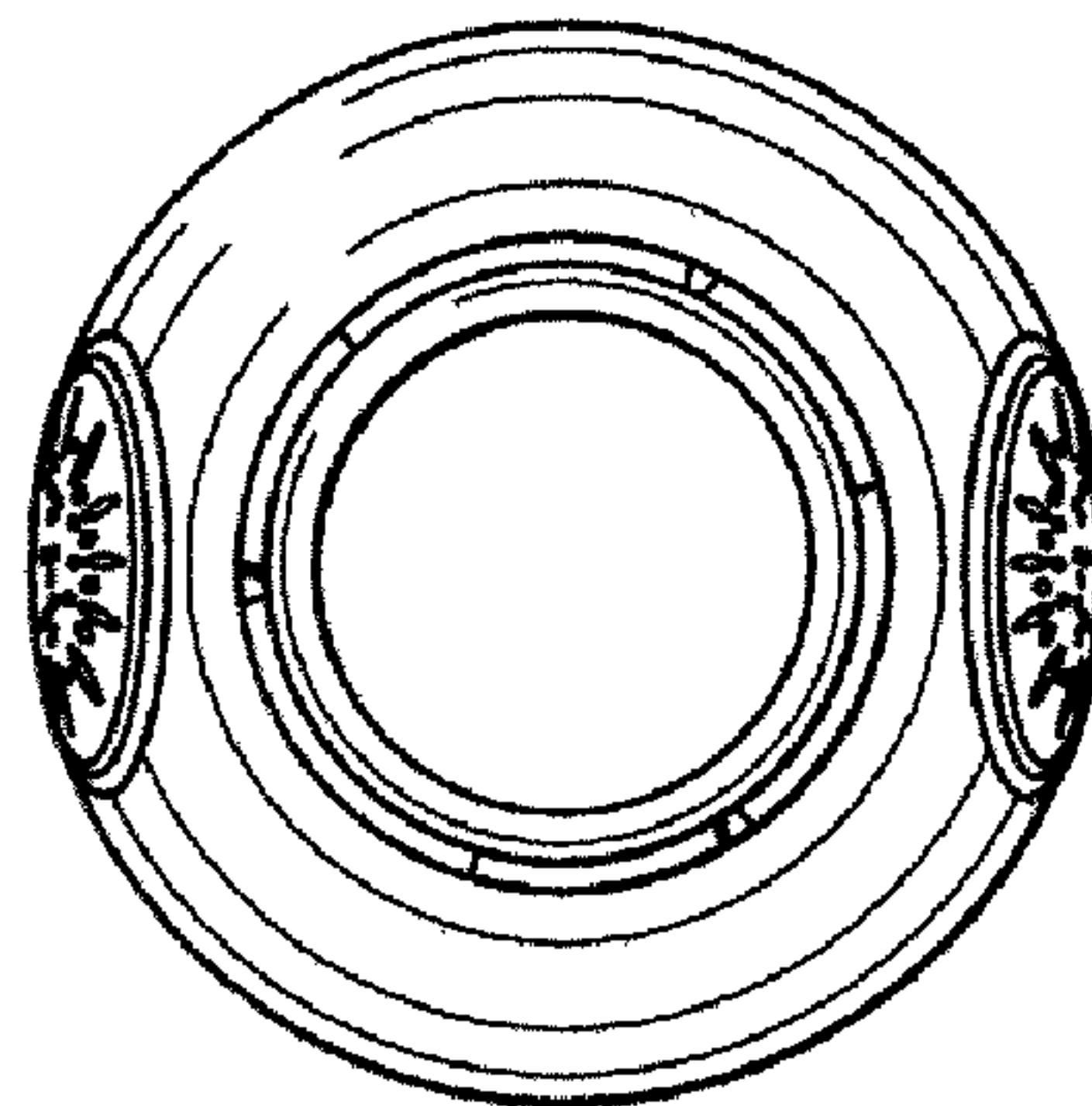


Fig. 13

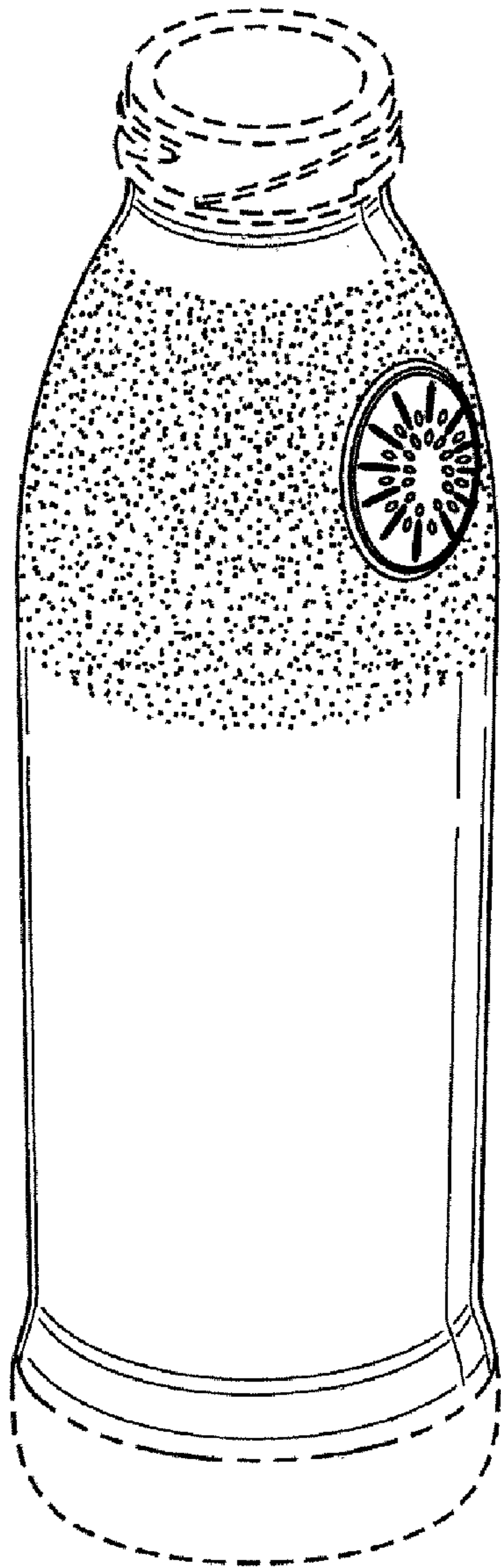


Fig. 14




Fig. 15




Fig. 16




Fig. 17




Fig. 18

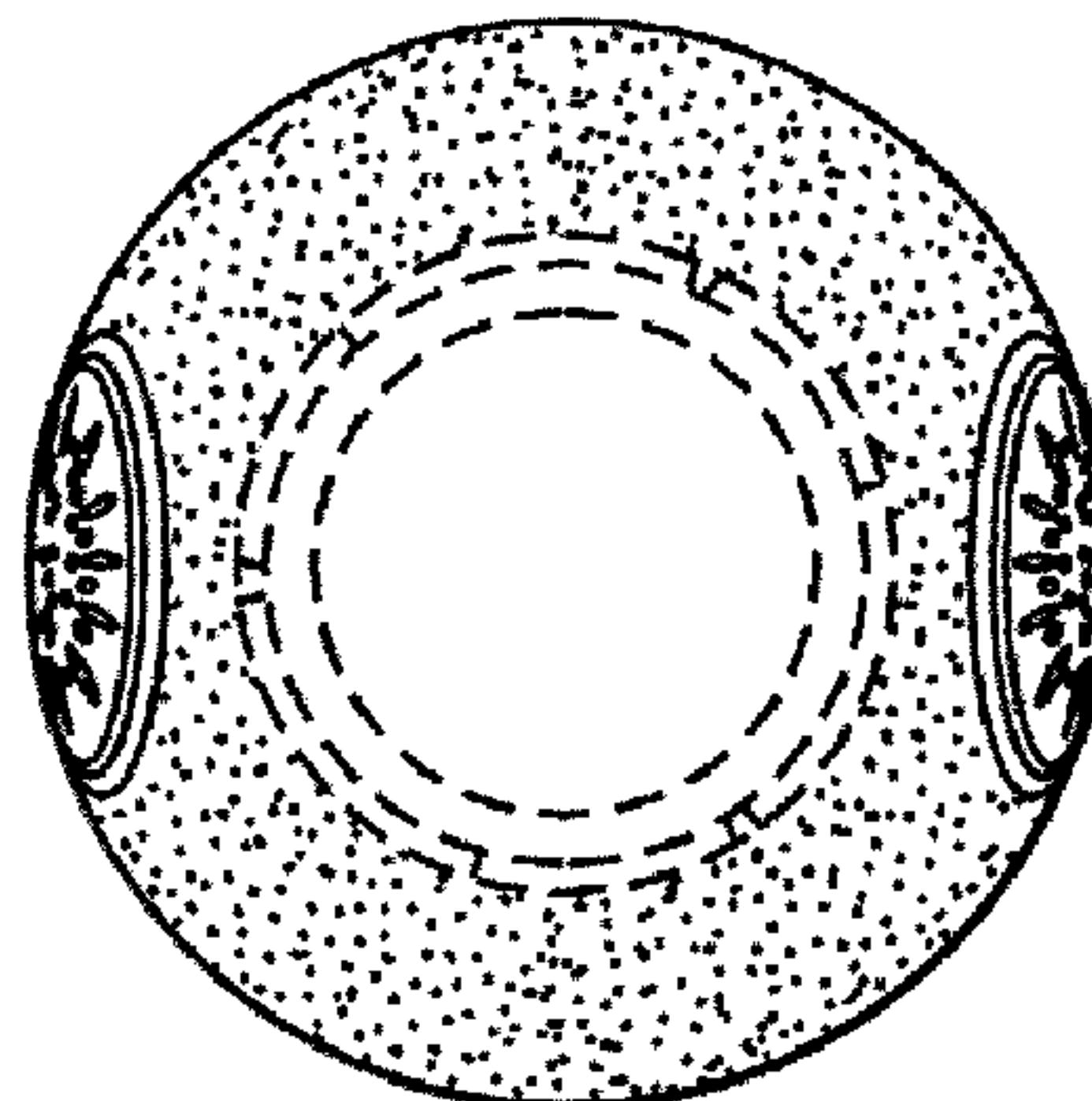


Fig. 19




Fig. 20




Fig. 21




Fig. 22




Fig. 23




Fig. 24

