

US00D567101S

(12) **United States Design Patent**
Pierre

(10) **Patent No.:** **US D567,101 S**

(45) **Date of Patent:** **** Apr. 22, 2008**

(54) **BOTTLE**

(75) Inventor: **Yvan Pierre**, Le Havre Cedex (FR)

(73) Assignee: **Sidel Participations**, Octeville sur Mer (FR)

(**) Term: **14 Years**

(21) Appl. No.: **29/270,755**

(22) Filed: **Jan. 3, 2007**

(30) **Foreign Application Priority Data**

Jul. 4, 2006 (EM) 000554860

(51) **LOC (8) Cl.** **09-01**

(52) **U.S. Cl.** **D9/561; D9/520; D9/569; D9/571**

(58) **Field of Classification Search** D9/645-647, D9/662, 668, 516, 549, 552, 554, 561, 565, D9/567, 571; 215/382-384, 396, 398
See application file for complete search history.

(56) **References Cited**

U.S. PATENT DOCUMENTS

D85,067 S *	9/1931	Sterrett	D9/561
D151,945 S *	11/1948	Smith	D9/549
D189,372 S *	11/1960	Adell	D9/561
D233,738 S *	11/1974	Latorre	D9/561 X
D248,834 S *	8/1978	Morgan	D9/552
D254,954 S *	5/1980	Ribeiro	D9/662
D267,076 S *	11/1982	Hurtig	D9/520
D277,647 S *	2/1985	Lane	D9/552 X
D336,035 S *	6/1993	Baker	D9/669

5,226,538 A *	7/1993	Roselle	215/384 X
5,295,609 A *	3/1994	Robbins, III	215/384 X
D387,278 S *	12/1997	Olivares et al.	D9/571 X
D412,845 S *	8/1999	Miller et al.	D9/554 X
D453,113 S *	1/2002	Feen et al.	D9/561
D467,183 S *	12/2002	Chew	D9/561
D478,289 S *	8/2003	Dean et al.	D9/571 X
D481,635 S *	11/2003	Lovelace et al.	D9/516
D526,207 S *	8/2006	Switalski et al.	D9/570 X
D555,486 S *	11/2007	Bourne	D9/552 X
D555,492 S *	11/2007	Lockman et al.	D9/552 X

* cited by examiner

Primary Examiner—Carol Rademaker

(74) *Attorney, Agent, or Firm*—Marshall, Gerstein & Borun LLP

(57) **CLAIM**

The ornamental design for a bottle, as shown and described.

DESCRIPTION

FIG. 1 is a top, front, and right side perspective view of a bottle according to our new design;

FIG. 2 is a bottom, front, and right side perspective view thereof;

FIG. 3 is a left side elevational view thereof;

FIG. 4 is a front elevational view thereof;

FIG. 5 is a right side elevational view thereof;

FIG. 6 is a top plan view thereof; and,

FIG. 7 is a bottom plan view thereof.

1 Claim, 6 Drawing Sheets

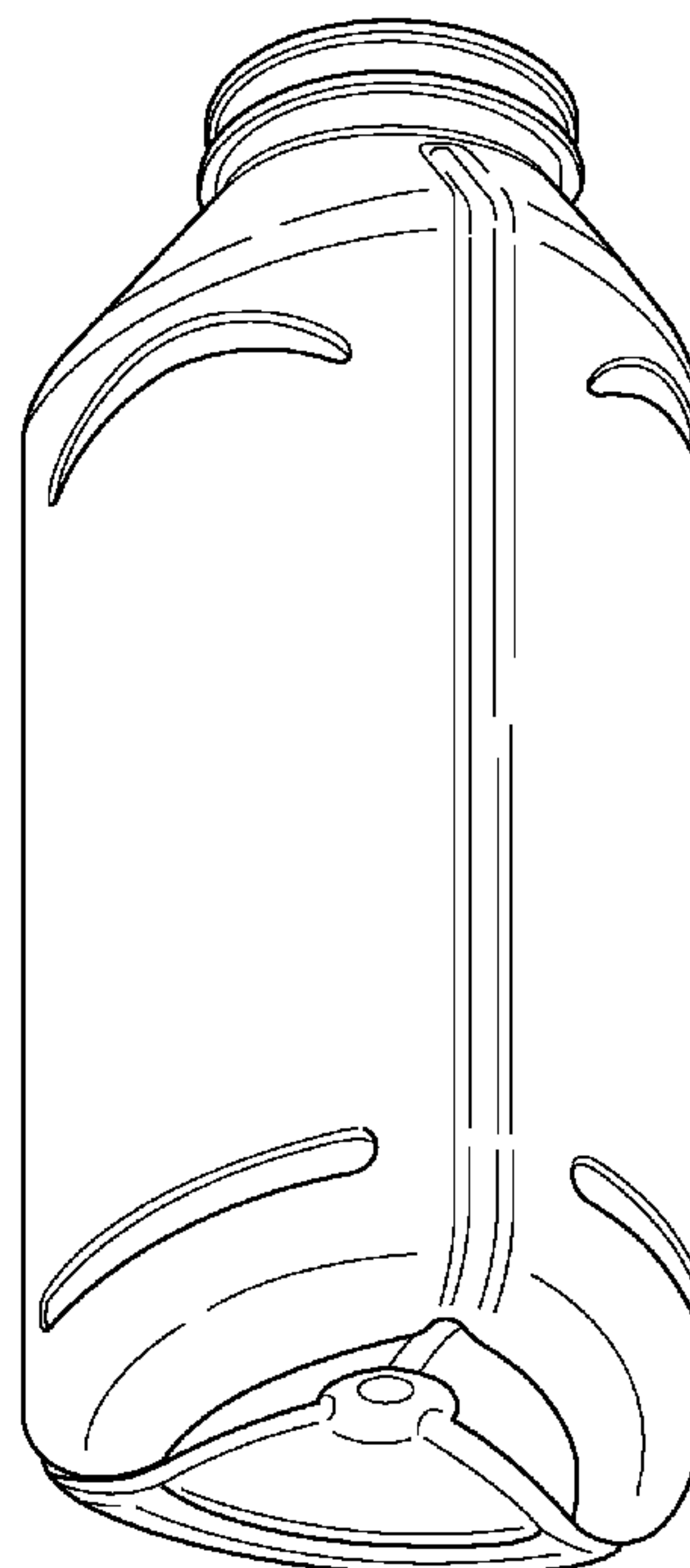
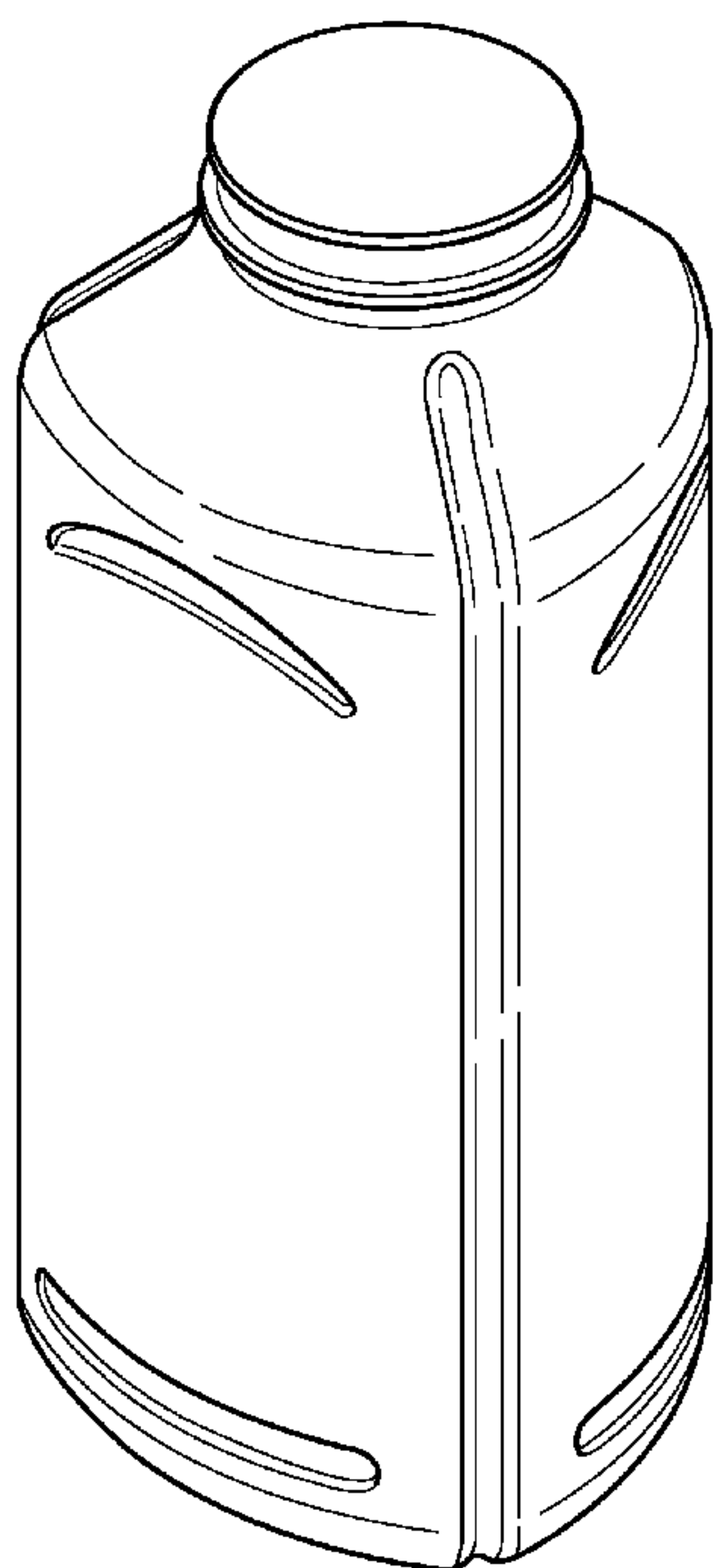


FIG. 1

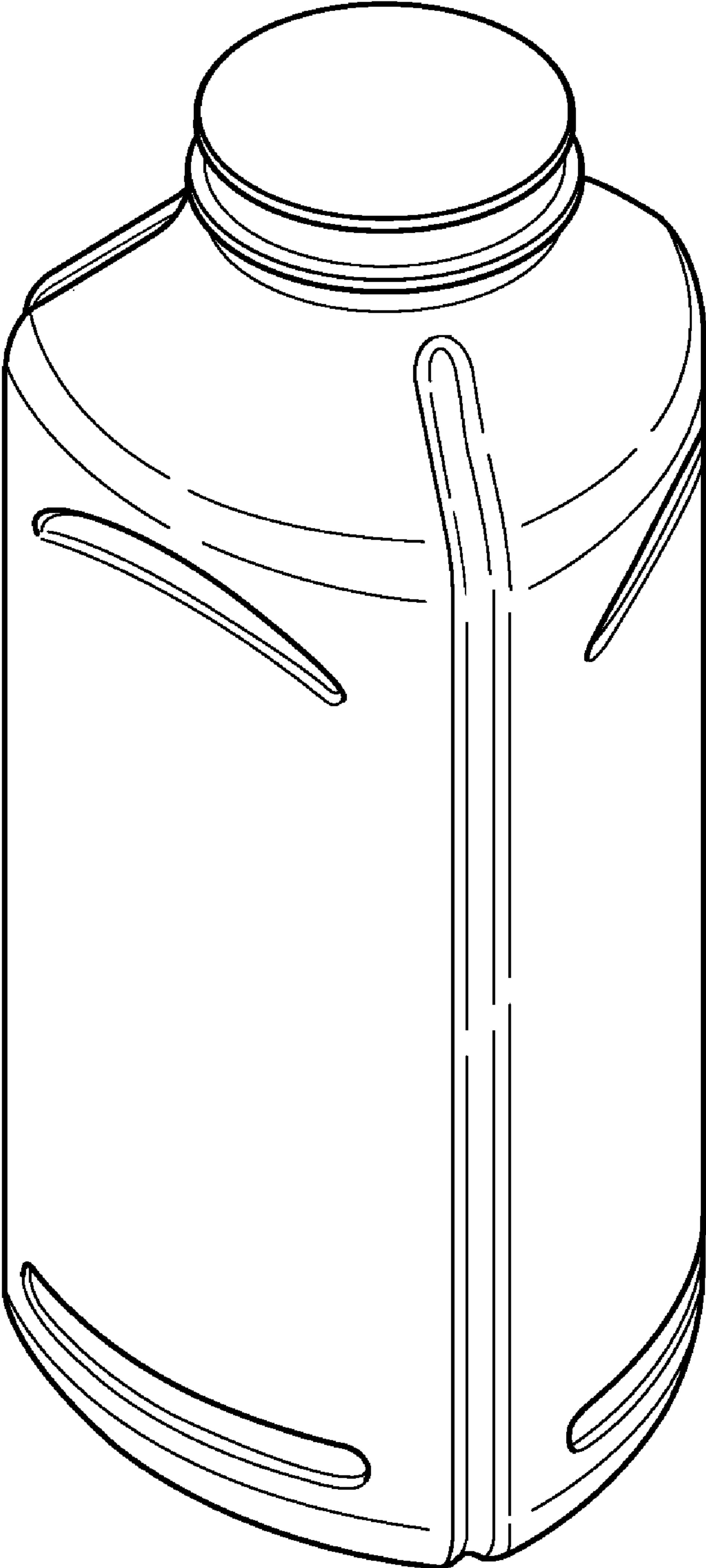


FIG. 2

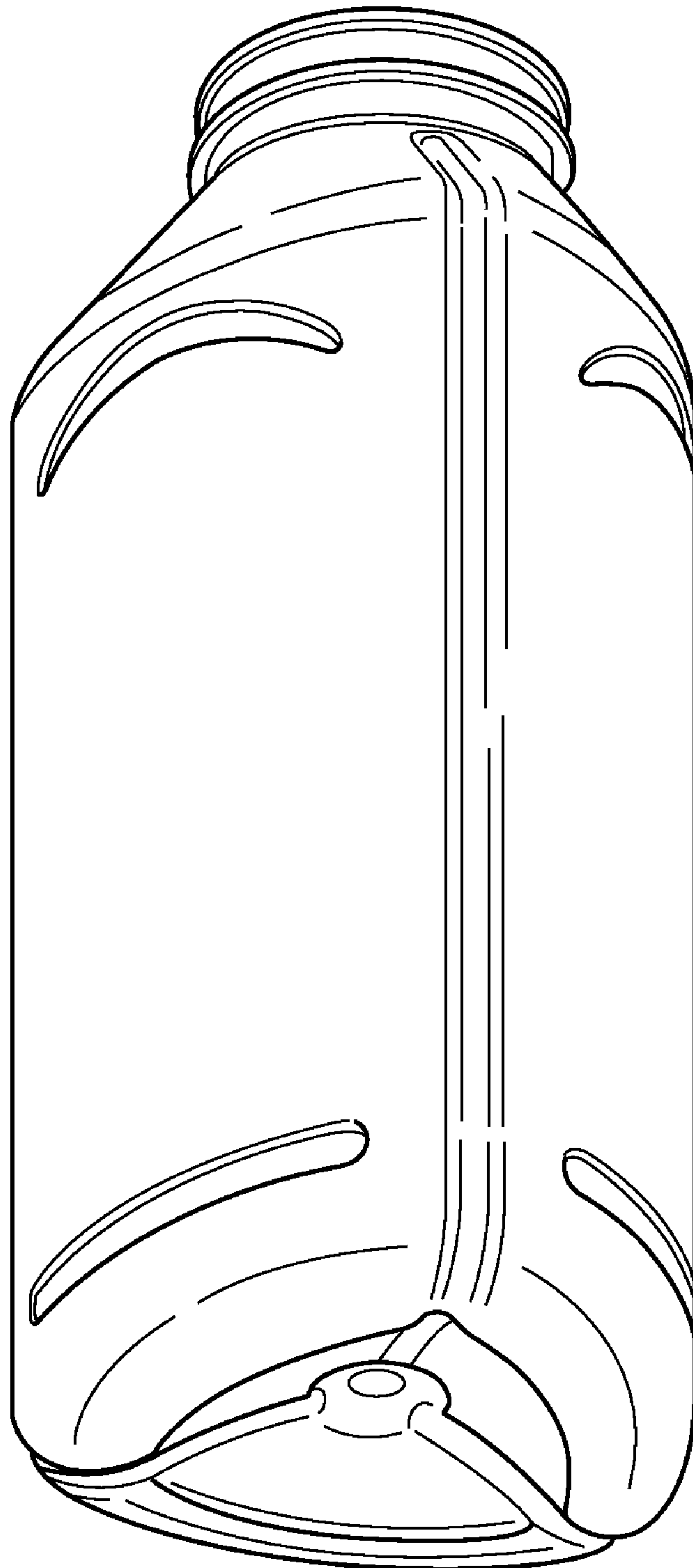


FIG. 3

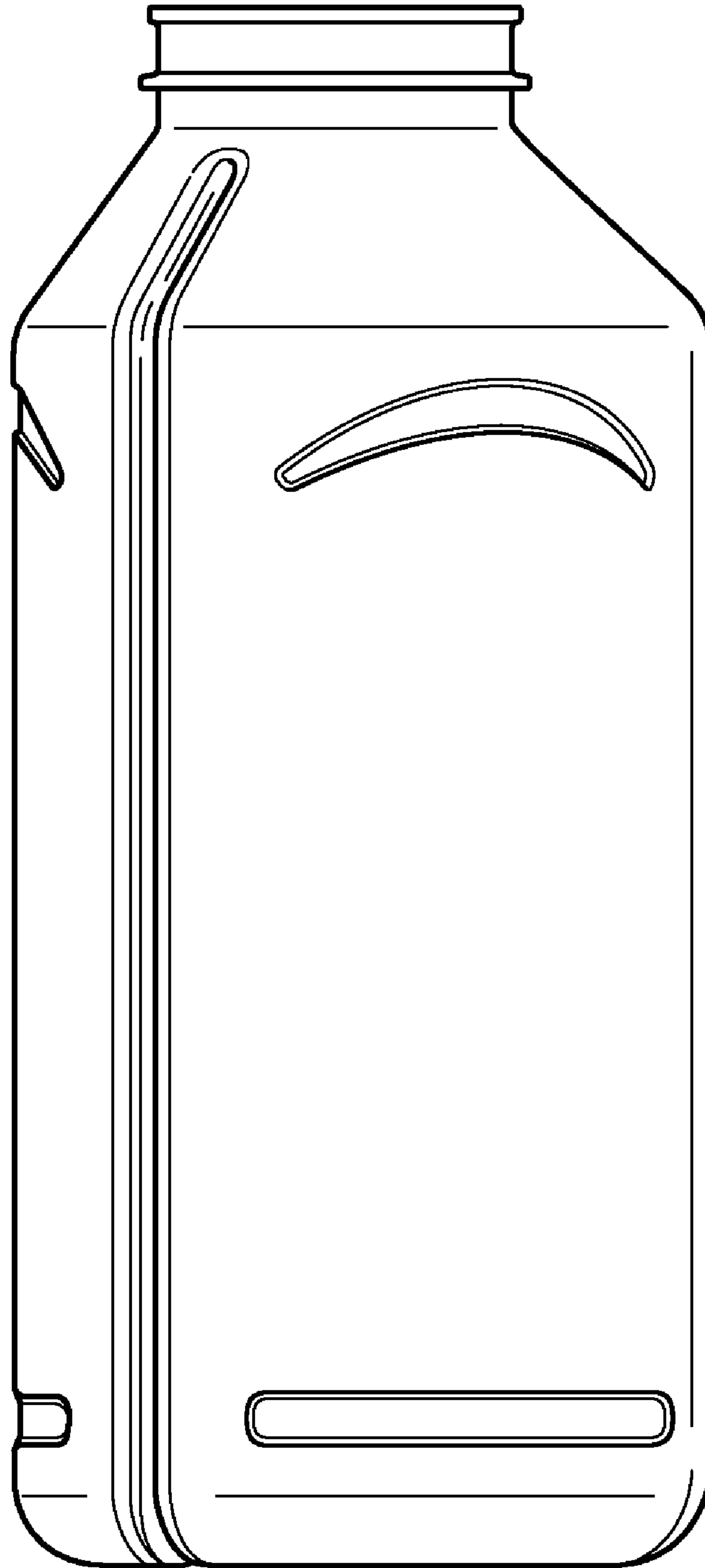


FIG. 4




FIG. 5

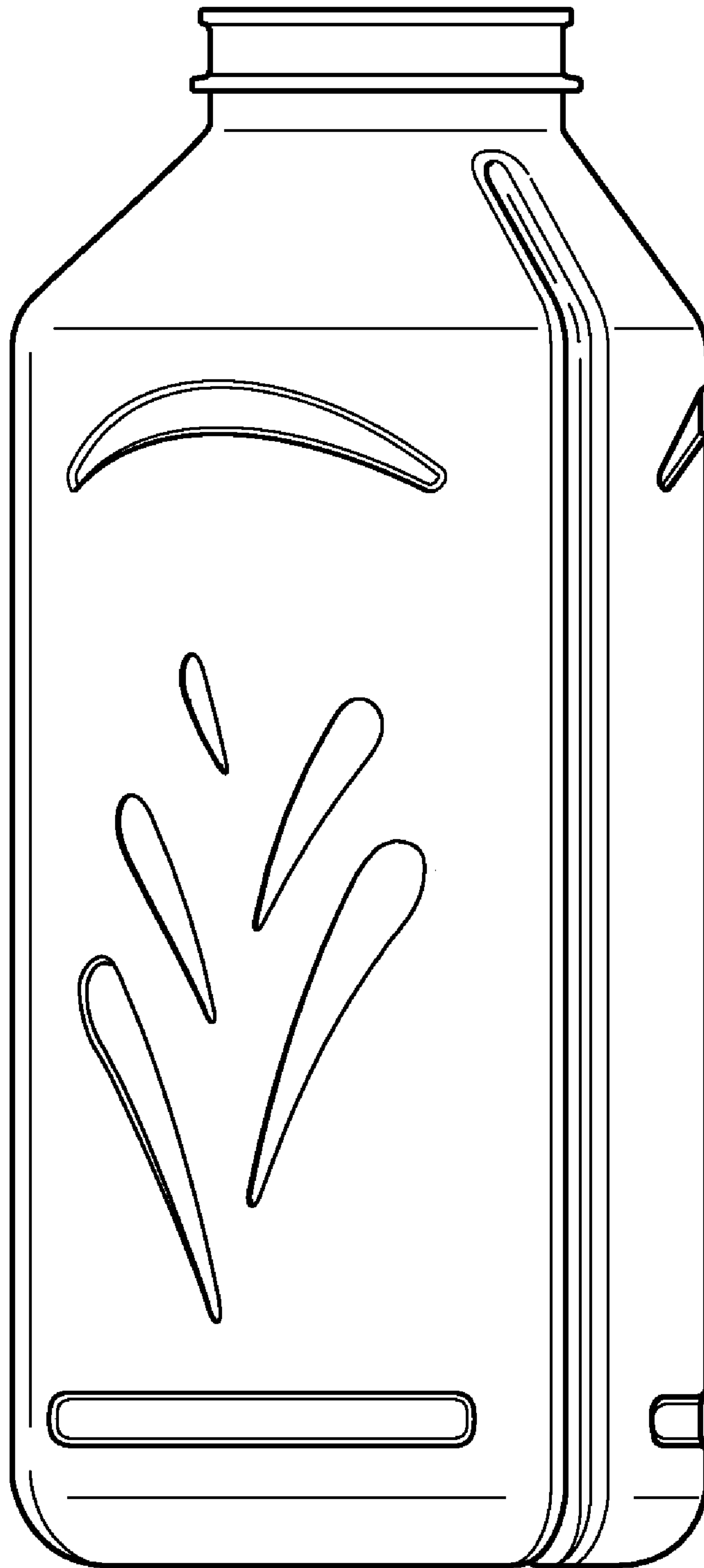


FIG. 6

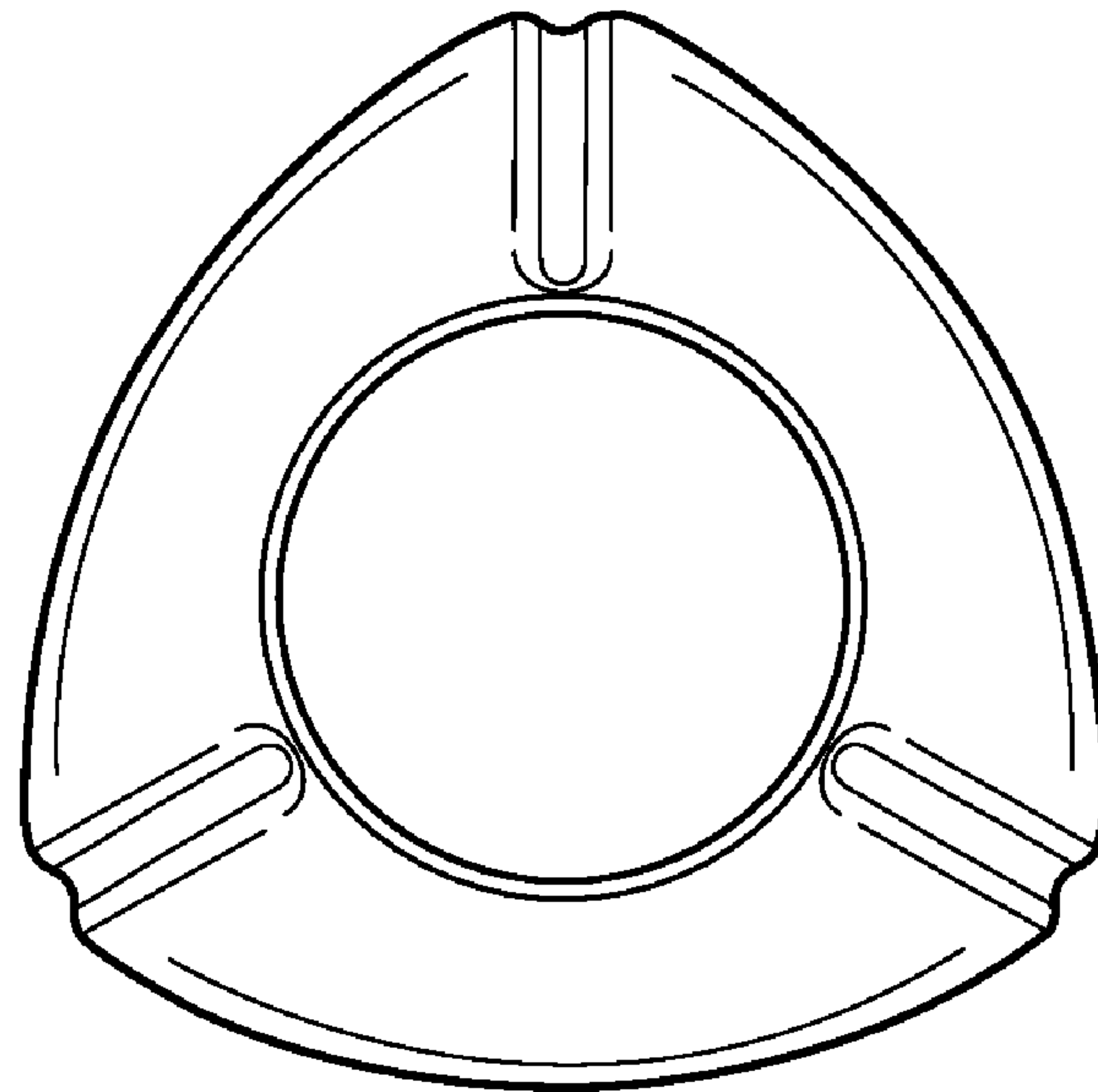


FIG. 7

