



US00D567098S

(12) **United States Design Patent**  
**Sequeira**

(10) **Patent No.:** **US D567,098 S**

(45) **Date of Patent:** **\*\* Apr. 22, 2008**

(54) **PORTION OF A BOTTLE**

(75) Inventor: **Clarence Sequeira**, New Milford, CT  
(US)

(73) Assignee: **PepsiCo, Inc.**, Purchase, NY (US)

(\*\*) Term: **14 Years**

(21) Appl. No.: **29/297,860**

(22) Filed: **Nov. 20, 2007**

**Related U.S. Application Data**

(62) Division of application No. 29/244,060, filed on Dec. 3, 2005.

(51) **LOC (8) Cl.** ..... **09-01**

(52) **U.S. Cl.** ..... **D9/552**

(58) **Field of Classification Search** ..... D9/500,  
D9/503, 516, 520, 537-541, 544-546, 548-549,  
D9/552, 556, 558, 565, 574-575, 682, 688-693;  
D7/509-511; 215/381-385, 396, 398  
See application file for complete search history.

(56) **References Cited**

**U.S. PATENT DOCUMENTS**

- 1,837,068 A \* 12/1931 Richter ..... 215/385 X
- D86,037 S \* 1/1932 Lloyd ..... D9/500
- D115,956 S \* 8/1939 Dennis ..... D9/558
- D119,303 S \* 3/1940 Deletzke ..... D9/558
- D221,836 S \* 9/1971 Lloyd ..... D9/500
- D287,933 S \* 1/1987 Mills et al. .... D9/500
- D347,714 S \* 6/1994 Maple et al. .... D9/538 X
- D386,043 S \* 11/1997 Chiag ..... D7/511 X

- 5,785,197 A \* 7/1998 Slat ..... 215/375
- D404,651 S \* 1/1999 Warner et al. .... D9/552
- D406,065 S \* 2/1999 Cheng ..... D9/552
- D429,156 S \* 8/2000 Williams et al. .... D9/552 X
- D435,219 S \* 12/2000 Williams et al. .... D9/538
- D443,519 S \* 6/2001 Warner et al. .... D9/538
- D462,013 S \* 8/2002 Iizuka et al. .... D9/538
- D468,640 S \* 1/2003 Mitchell et al. .... D9/549 X
- D476,570 S \* 7/2003 Silvers ..... D9/500
- D545,209 S \* 6/2007 Batliner ..... D9/558
- 2002/0070193 A1 \* 6/2002 Mero ..... 215/381

\* cited by examiner

*Primary Examiner*—Carol Rademaker

(74) *Attorney, Agent, or Firm*—Banner & Witcoff, Ltd.

(57) **CLAIM**

The ornamental design for a portion of a bottle, as shown and described.

**DESCRIPTION**

FIG. 1 is a top, front perspective view of a portion of a bottle depicting the new design;

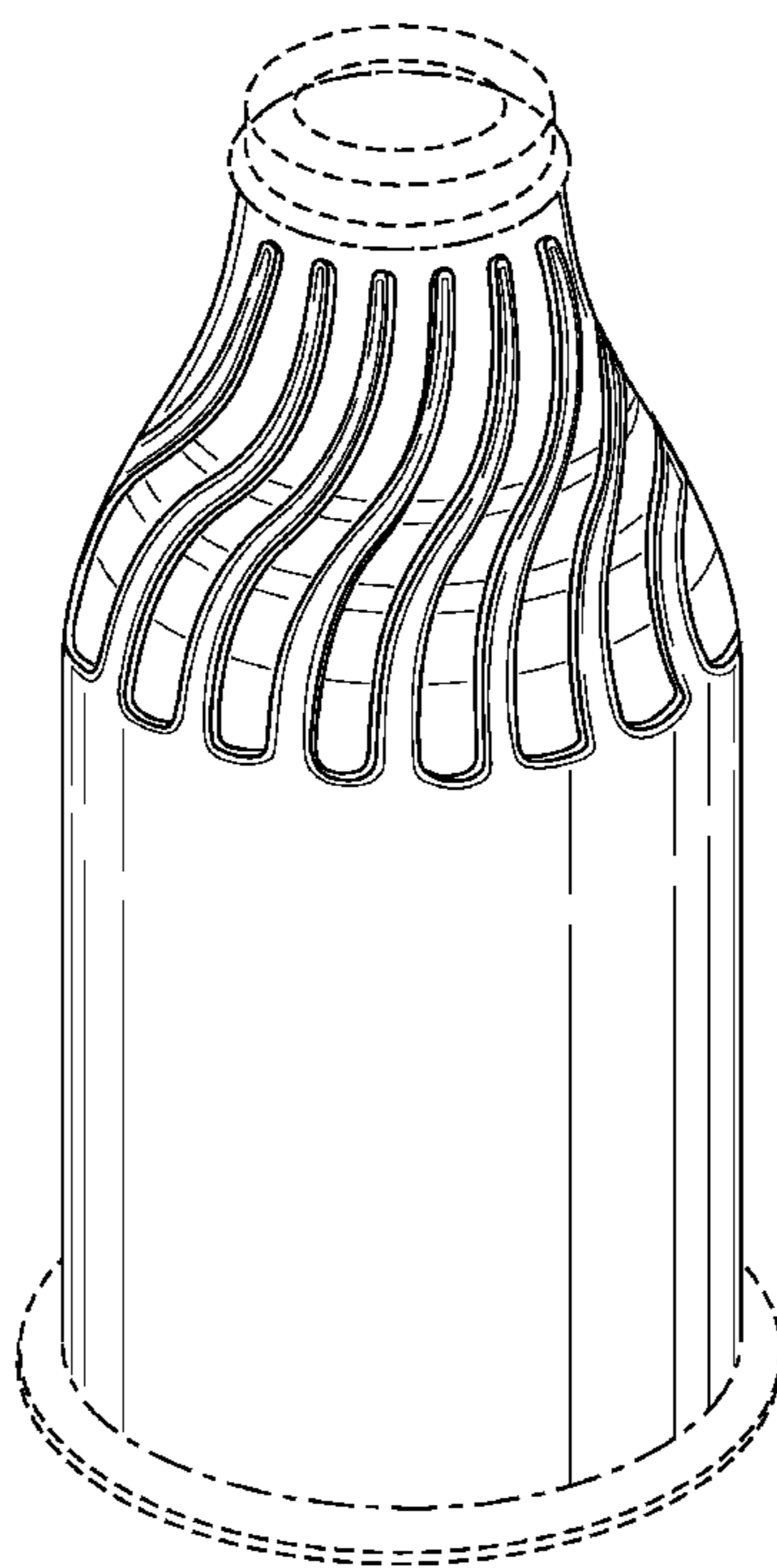
FIG. 2 is a front elevational view thereof, the rear elevational view being a mirror image;

FIG. 3 is a top plan view thereof, and,

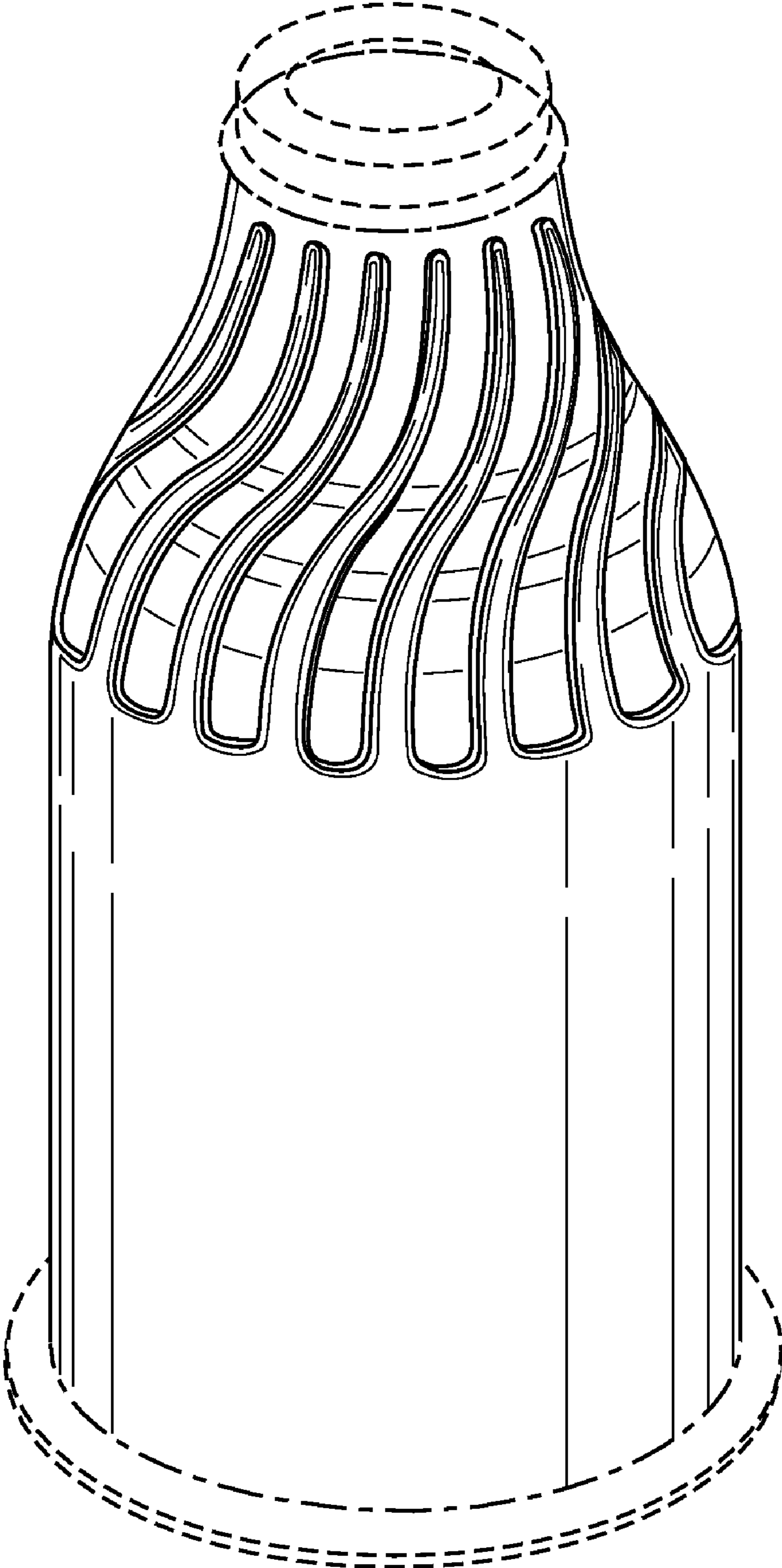
FIG. 4 is a bottom plan view thereof.

The dash-dot lines immediately adjacent to the shaded areas of the bottle represent unclaimed boundaries of the claimed design. The dotted lines showing the remainder of the bottle are for illustrative purposes only and form no part of the claimed design.

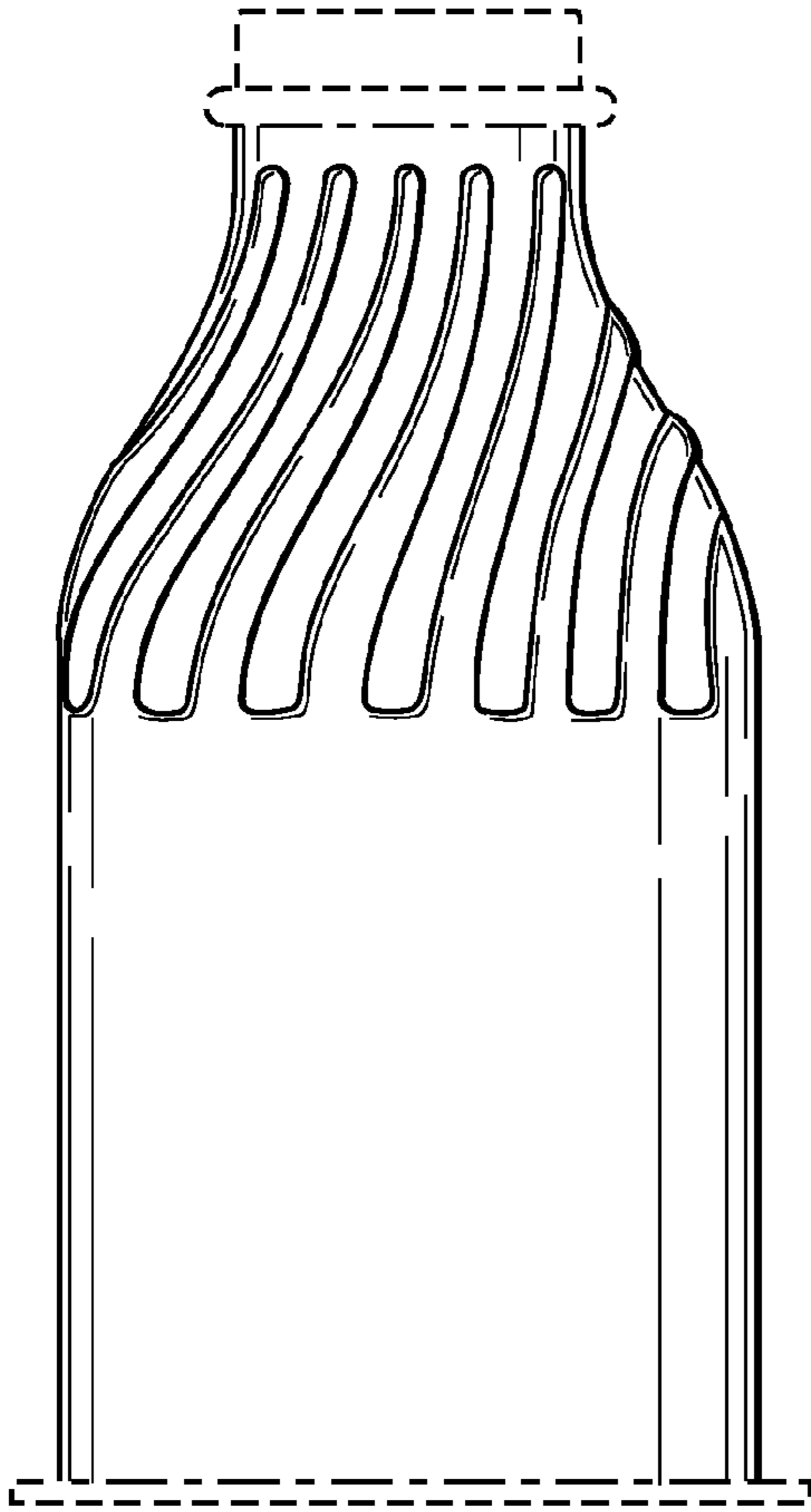
**1 Claim, 2 Drawing Sheets**



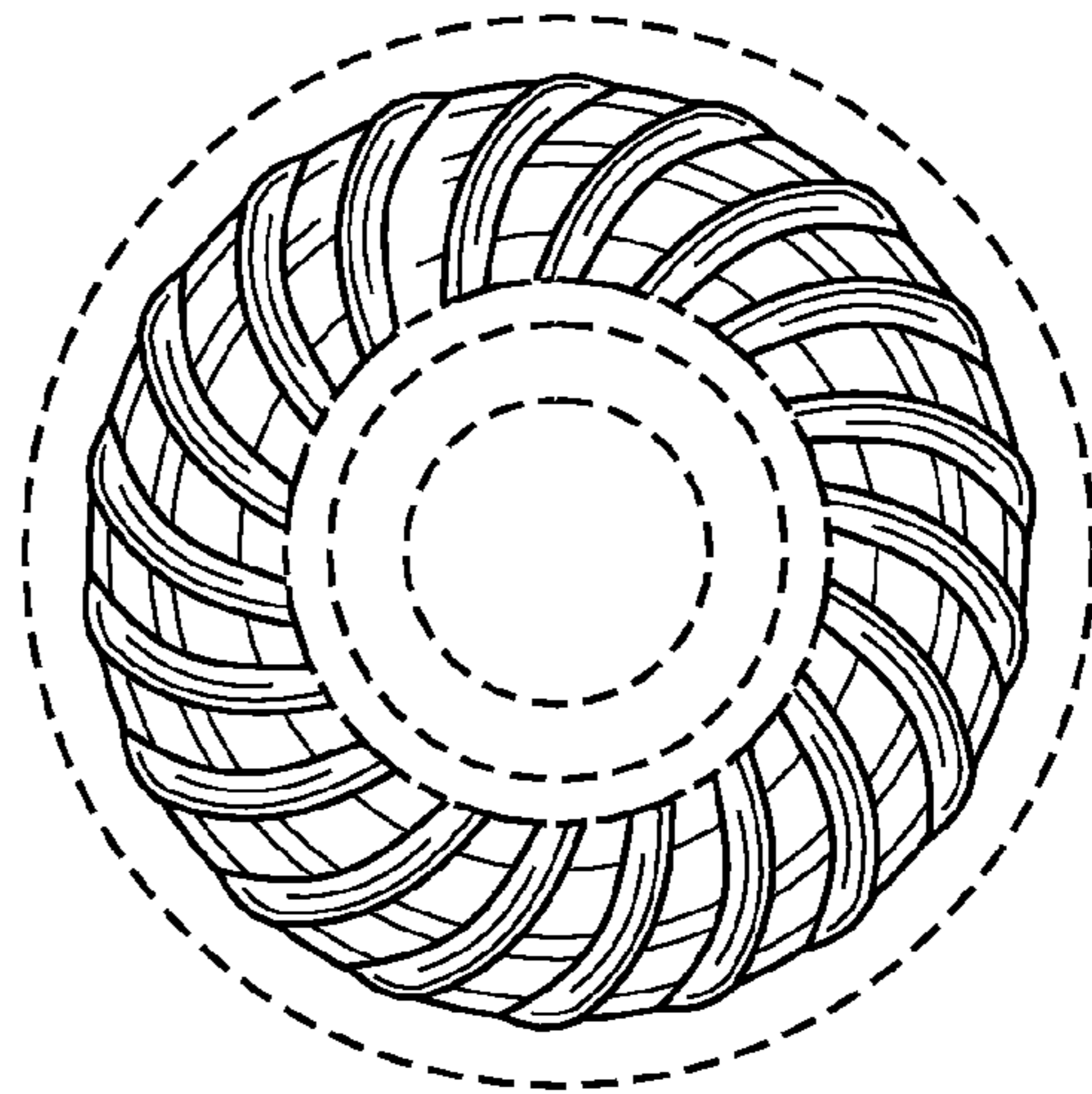
**Fig. 1**



**Fig. 2**



**Fig. 3**



**Fig. 4**

