

US00D567097S

(12) **United States Design Patent**
Bourne

(10) **Patent No.:** **US D567,097 S**

(45) **Date of Patent:** **** Apr. 22, 2008**

(54) **BOTTLE**

(75) Inventor: **Damien Bourne**, Le Havre Cedex (FR)

(73) Assignee: **Sidel Participations**, Octeville sur Mer (FR)

(**) Term: **14 Years**

(21) Appl. No.: **29/273,996**

(22) Filed: **Mar. 19, 2007**

D420,291 S *	2/2000	Gnann et al.	D9/554
D427,071 S *	6/2000	Williams et al.	D9/552 X
D438,789 S *	3/2001	Choe et al.	D9/724
D443,826 S *	6/2001	Gnann et al.	D9/537
D449,785 S *	10/2001	Guthrie et al.	D9/516
D471,112 S *	3/2003	Davis et al.	D9/551
D480,314 S *	10/2003	Johnson et al.	D9/538
D513,992 S *	1/2006	Boyd	D9/529 X
D530,210 S *	10/2006	Chisholm	D9/538
D533,070 S *	12/2006	Schuller et al.	D9/564 X
D539,660 S *	4/2007	Bunch	D9/551
7,228,981 B2 *	6/2007	Chisholm	215/382
D551,083 S *	9/2007	Schwarz	D9/538

(30) **Foreign Application Priority Data**

Nov. 17, 2006 (EM) 000622980

(51) **LOC (8) Cl.** **09-01**

(52) **U.S. Cl.** **D9/551; D9/552; D9/557**

(58) **Field of Classification Search** D9/643,
D9/652, 667, 682, 687-688, 723-728, 500,
D9/503-505, 516, 529, 537-540, 546, 549,
D9/551-552, 558, 564-565; 215/382-384,
215/396, 398

See application file for complete search history.

(56) **References Cited**

U.S. PATENT DOCUMENTS

D206,831 S *	1/1967	Hodgman	D9/552 X
D221,210 S *	7/1971	Weiner	D9/724
D251,181 S *	2/1979	Angleman et al.	D9/551 X
5,198,248 A *	3/1993	Krishnakumar et al.	215/373 X
D342,902 S *	1/1994	Granai	D9/551 X
D379,152 S *	5/1997	Richardson	D9/537
D379,306 S *	5/1997	Peykoff	D9/538 X

* cited by examiner

Primary Examiner—Carol Rademaker

(74) *Attorney, Agent, or Firm*—Marshall, Gerstein & Borun LLP

(57) **CLAIM**

The ornamental design for a bottle, as shown.

DESCRIPTION

FIG. 1 is a top, front, and left side perspective view of a bottle of the claimed design;

FIG. 2 is a front elevational view thereof;

FIG. 3 is a left side elevational view thereof;

FIG. 4 is a rear elevational view thereof;

FIG. 5 is a right side elevational view thereof; and,

FIG. 6 is a top plan view thereof.

1 Claim, 6 Drawing Sheets

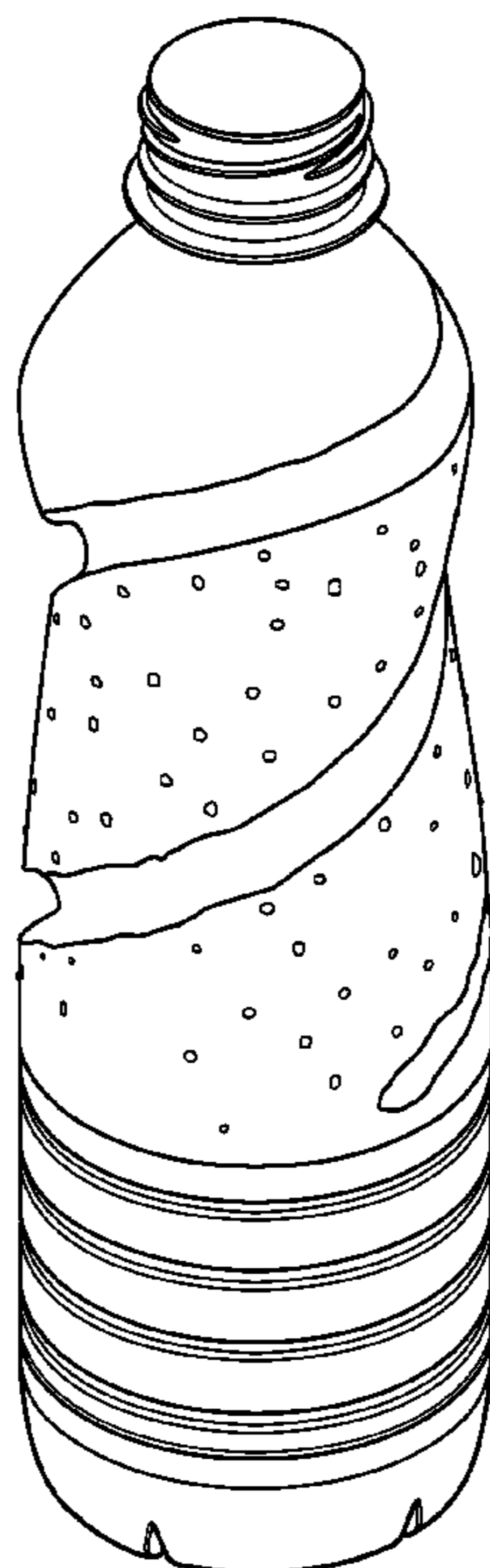


FIG. 1

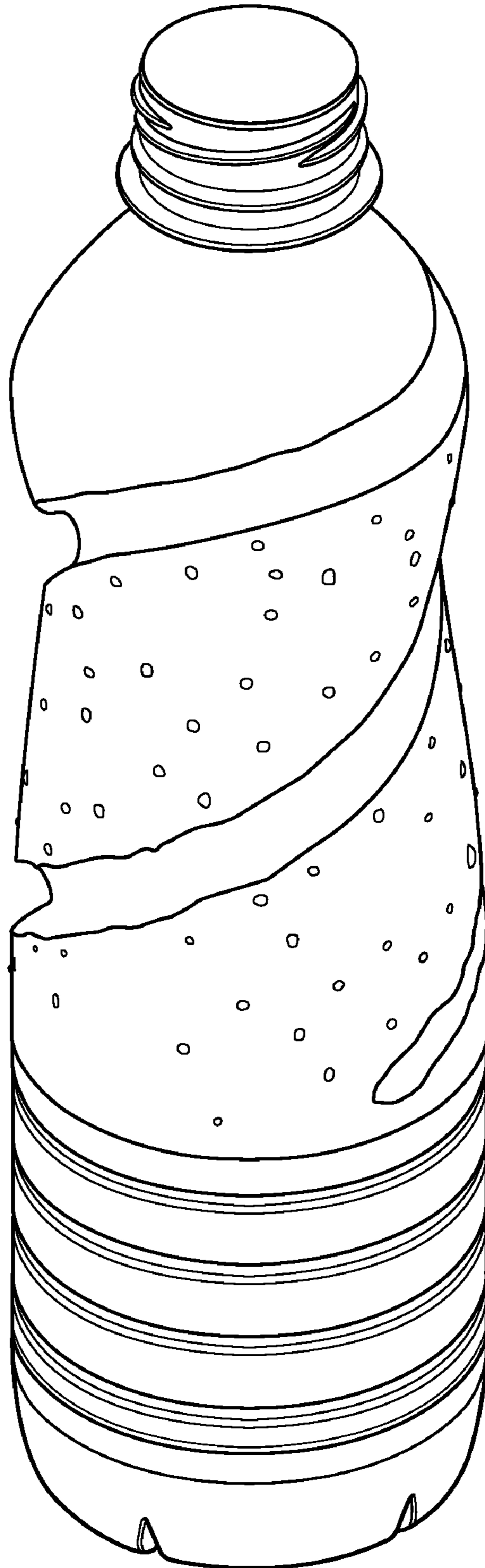


FIG. 2

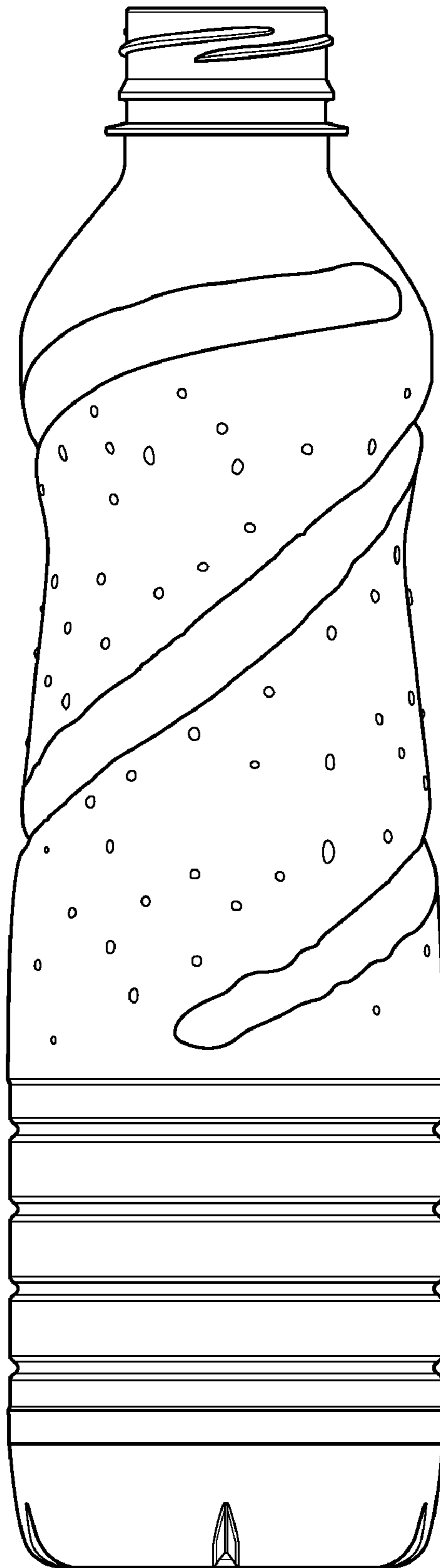


FIG. 3

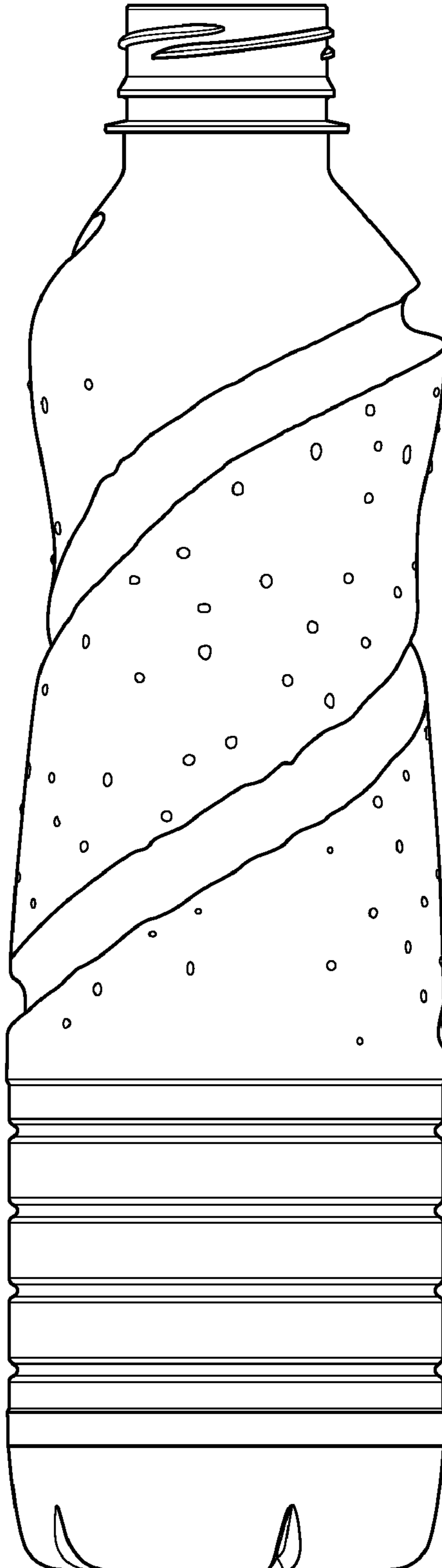


FIG. 4

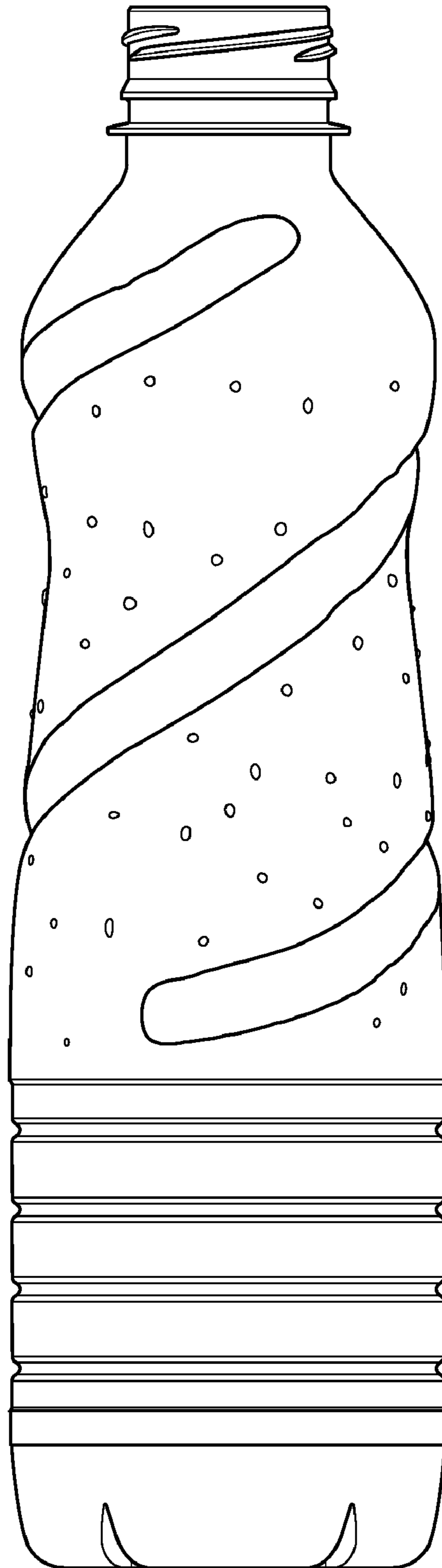


FIG. 5

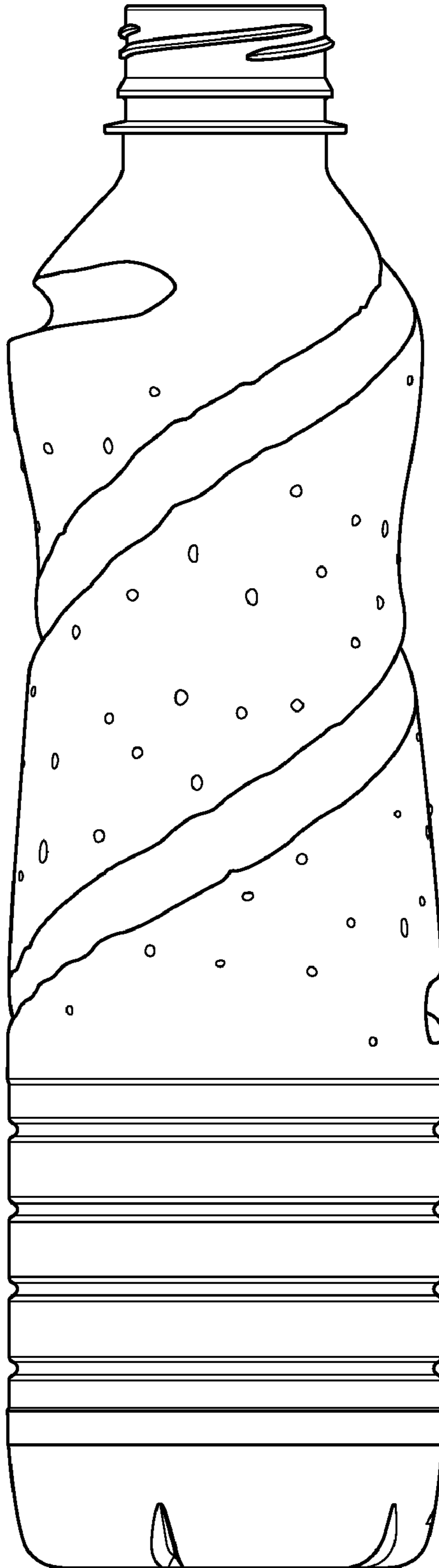


FIG. 6

