



US00D567096S

(12) **United States Design Patent**  
**Toh**

(10) **Patent No.:** **US D567,096 S**

(45) **Date of Patent:** **\*\* Apr. 22, 2008**

(54) **CONTAINER**

(75) Inventor: **Kiat-Cheong Toh**, Forest Hills, NY  
(US)

(73) Assignee: **Colgate-Palmolive Company**, New  
York, NY (US)

(\*\*) Term: **14 Years**

(21) Appl. No.: **29/276,194**

(22) Filed: **Jan. 18, 2007**

(51) **LOC (8) Cl.** ..... **09-01**

(52) **U.S. Cl.** ..... **D9/542; D9/573; D9/574**

(58) **Field of Classification Search** ..... D9/685-687,  
D9/694, 516, 521-522, 529-530, 541-544,  
D9/572-574; 215/382-574, 396, 398  
See application file for complete search history.

(56) **References Cited**

**U.S. PATENT DOCUMENTS**

D38,385 S *	12/1906	Kohn	.....	D9/542
D46,285 S *	8/1914	Mackenzie	.....	D9/541 X
D112,704 S *	12/1938	McLaughlin	.....	D9/542
D202,821 S	11/1965	Gould		
D211,933 S	8/1968	Horne		
D218,221 S	8/1970	Coghill et al.		
D218,398 S	8/1970	Coghill et al.		
D223,335 S	4/1972	Donoghue		
D234,911 S	4/1975	Stevens, Jr. et al.		
D247,473 S	3/1978	Goettner		
D253,166 S	10/1979	Pardo		
D259,022 S	4/1981	Weckman		
D262,778 S *	1/1982	Britt et al.	.....	D9/542
D281,861 S	12/1985	Jones et al.		
D294,121 S *	2/1988	Cramer	.....	D9/542
5,542,585 A *	8/1996	Peters et al.	.....	222/531

D384,285 S	9/1997	D'Amico et al.		
D427,913 S	7/2000	Davies		
D431,473 S *	10/2000	Faucon	.....	D9/544
D445,692 S	7/2001	Meeker et al.		
D457,439 S	5/2002	Meeker et al.		
D459,659 S	7/2002	Chung		
D462,618 S	9/2002	Meeker et al.		
D498,680 S *	11/2004	Cleary	.....	D9/542
D511,299 S	11/2005	Angeletta		
D511,970 S *	11/2005	Cleary	.....	D9/542
D546,189 S *	7/2007	Costello et al.	.....	D9/542
D552,995 S *	10/2007	Toh et al.	.....	D9/516
D553,502 S *	10/2007	Toh et al.	.....	D9/530
D553,503 S *	10/2007	Toh et al.	.....	D9/530

\* cited by examiner

*Primary Examiner*—Carol Rademaker

(74) *Attorney, Agent, or Firm*—Michael J Wallace, Jr.

(57) **CLAIM**

The ornamental design for a container, as shown and described.

**DESCRIPTION**

FIG. 1 is a perspective view of the container of my design.

FIG. 2 is a front elevation view thereof.

FIG. 3 is a rear elevation view thereof.

FIG. 4 is a left side elevation view thereof.

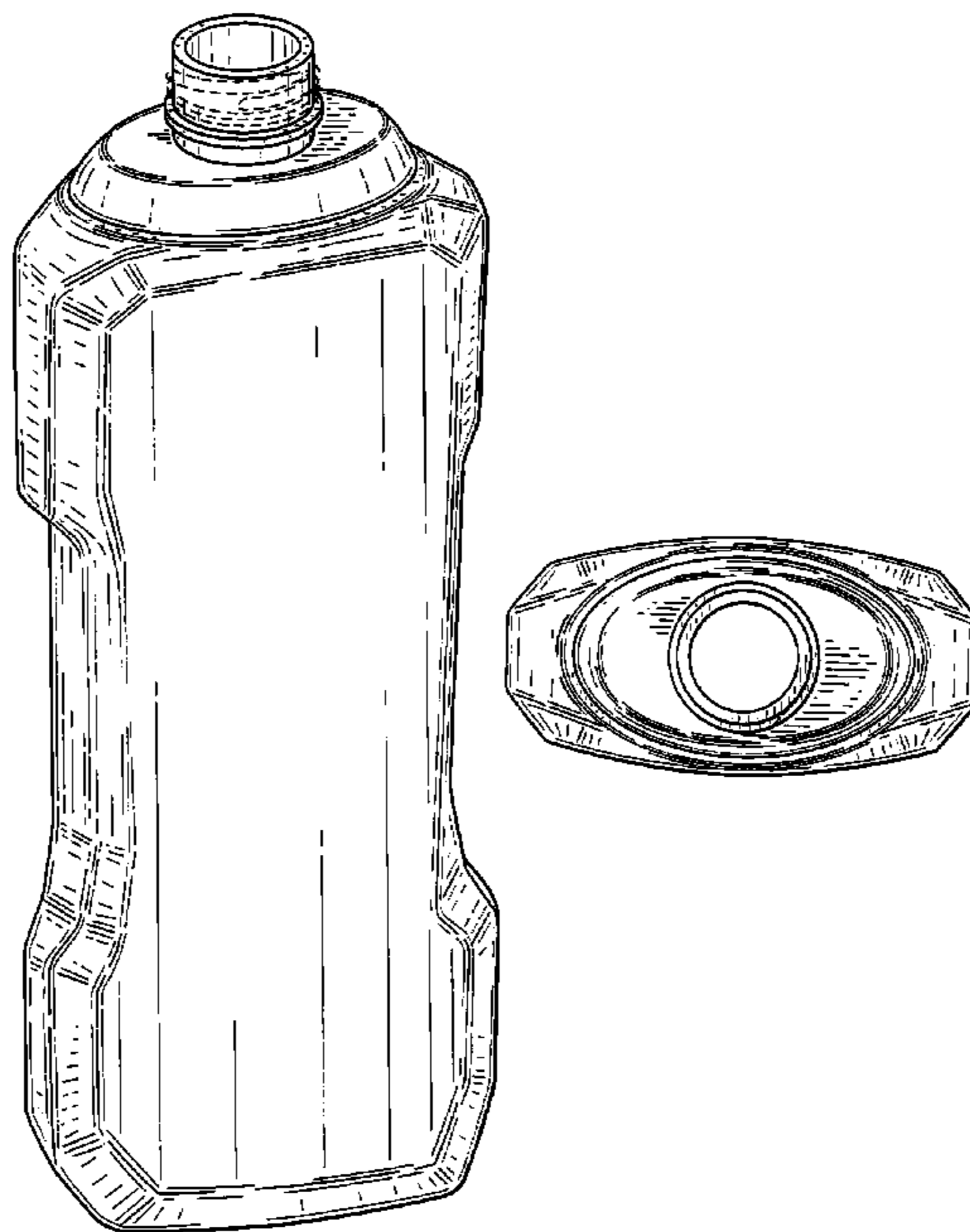
FIG. 5 is a right side elevation view thereof.

FIG. 6 is a top plan view thereof; and,

FIG. 7 is a bottom plan view thereof.

The broken line showing of the bottom of the container is for illustrative purposes only and forms no part of the claimed design.

**1 Claim, 6 Drawing Sheets**



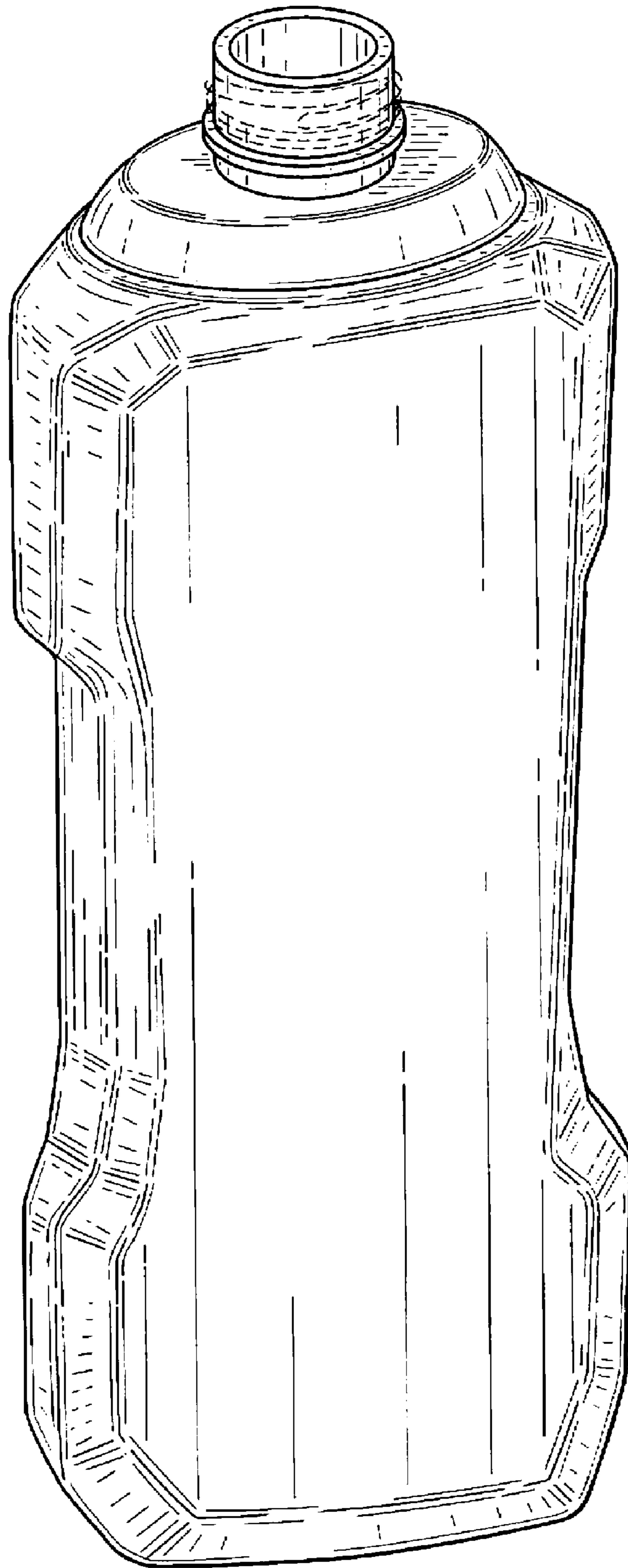


FIG. 1

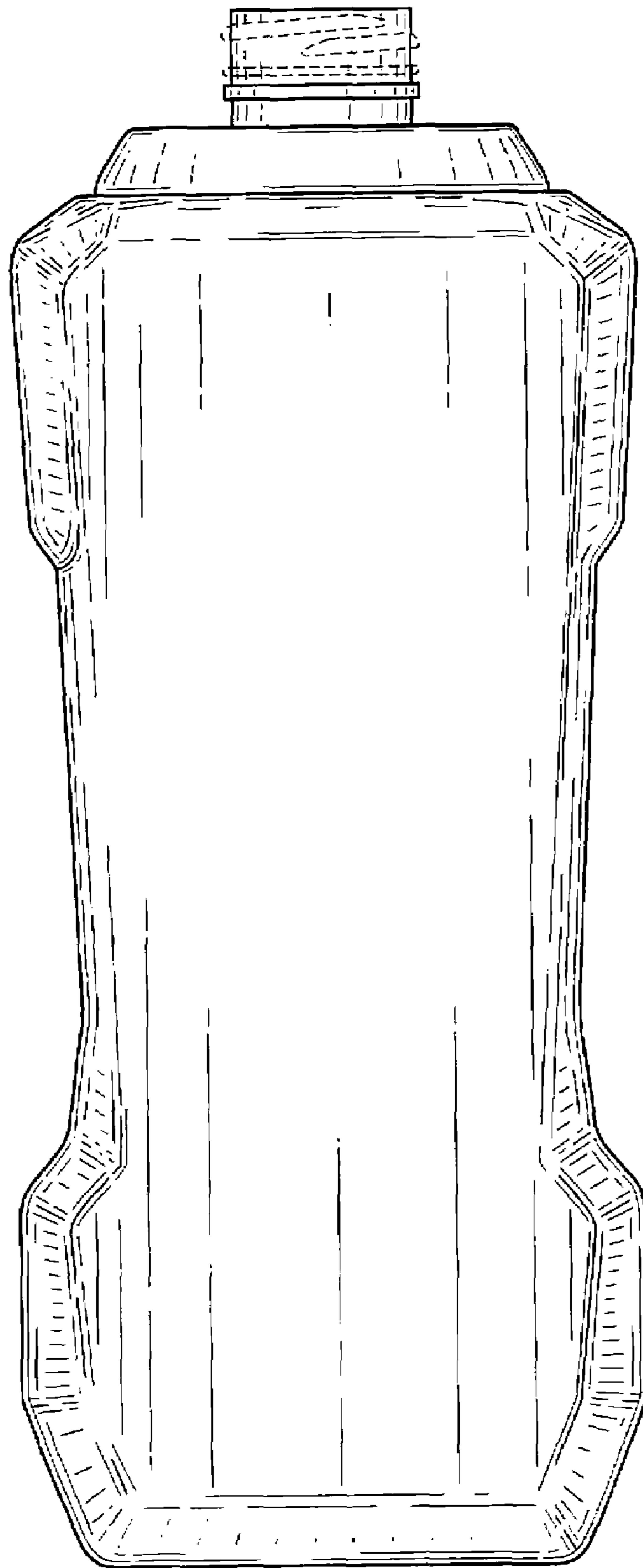


FIG. 2

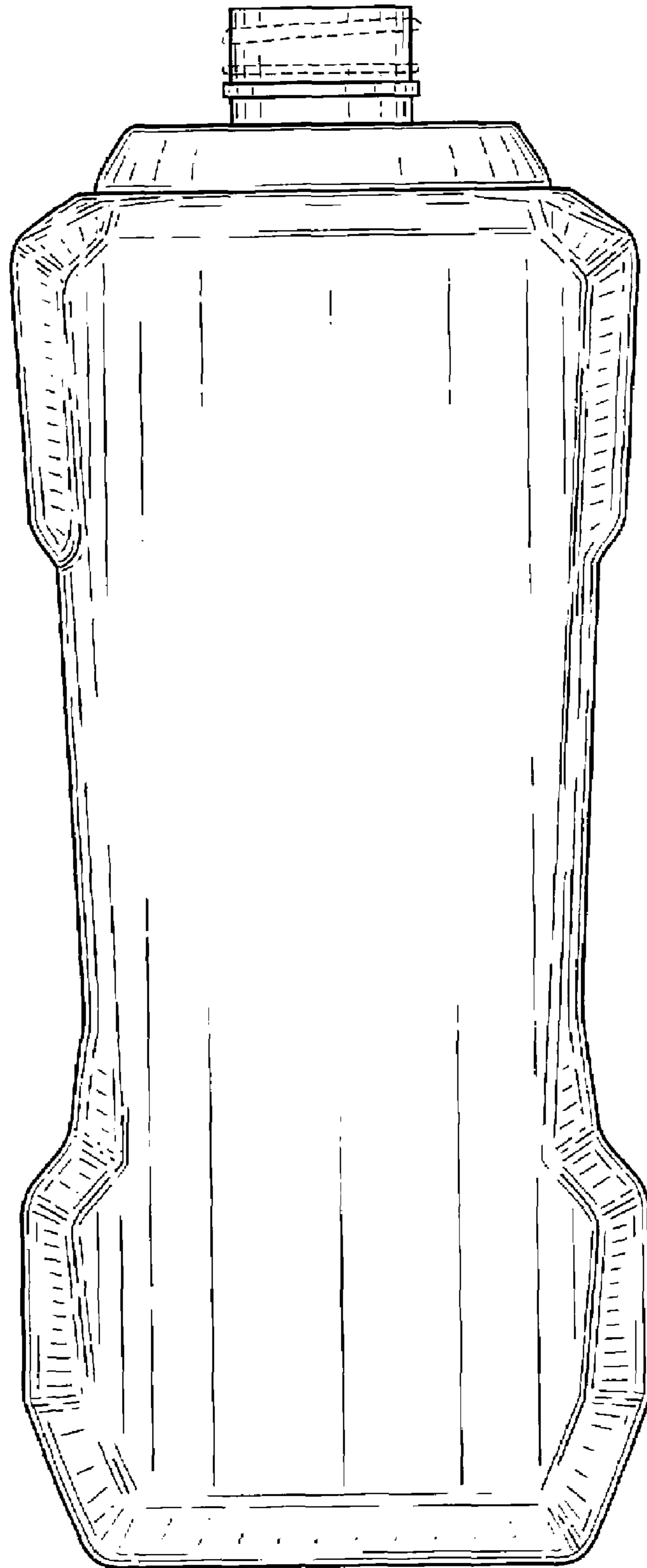


FIG. 3

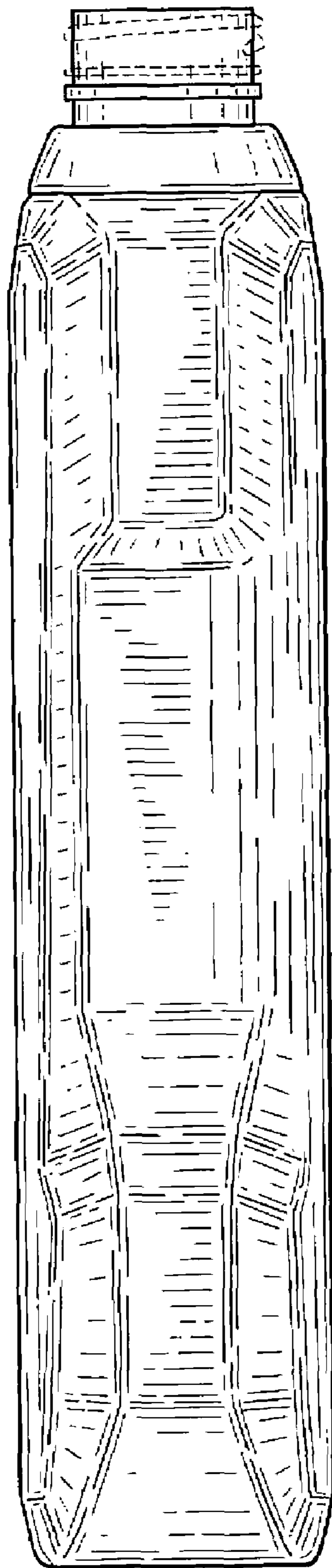


FIG. 4

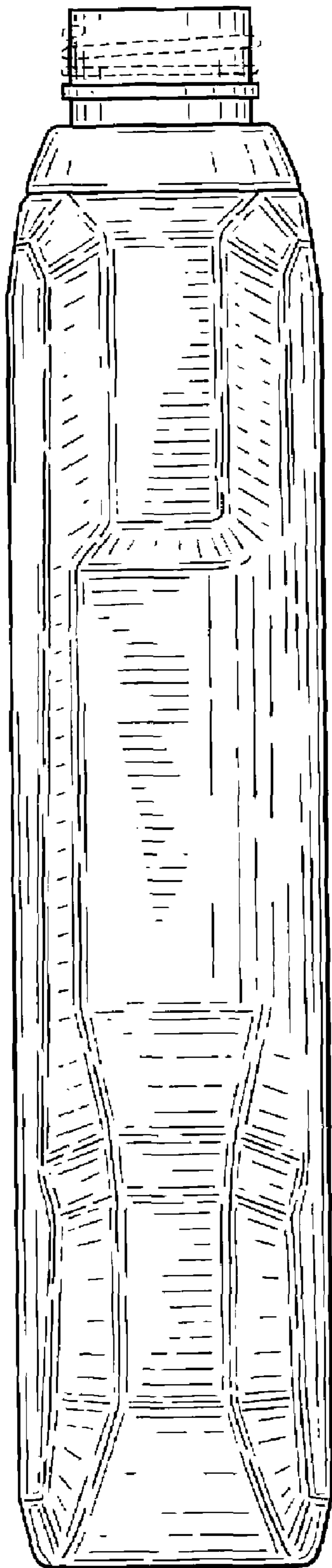


FIG. 5

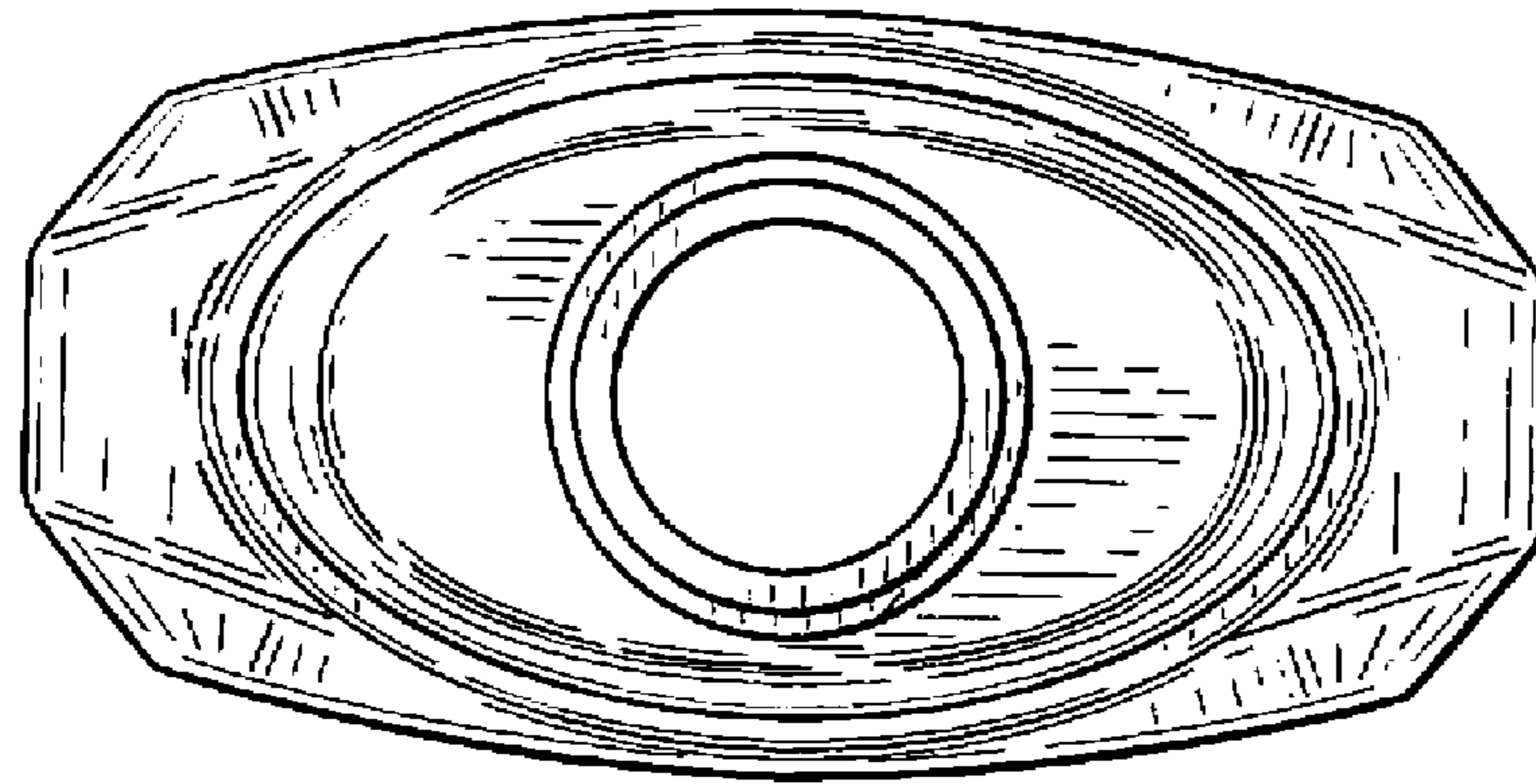


FIG. 6

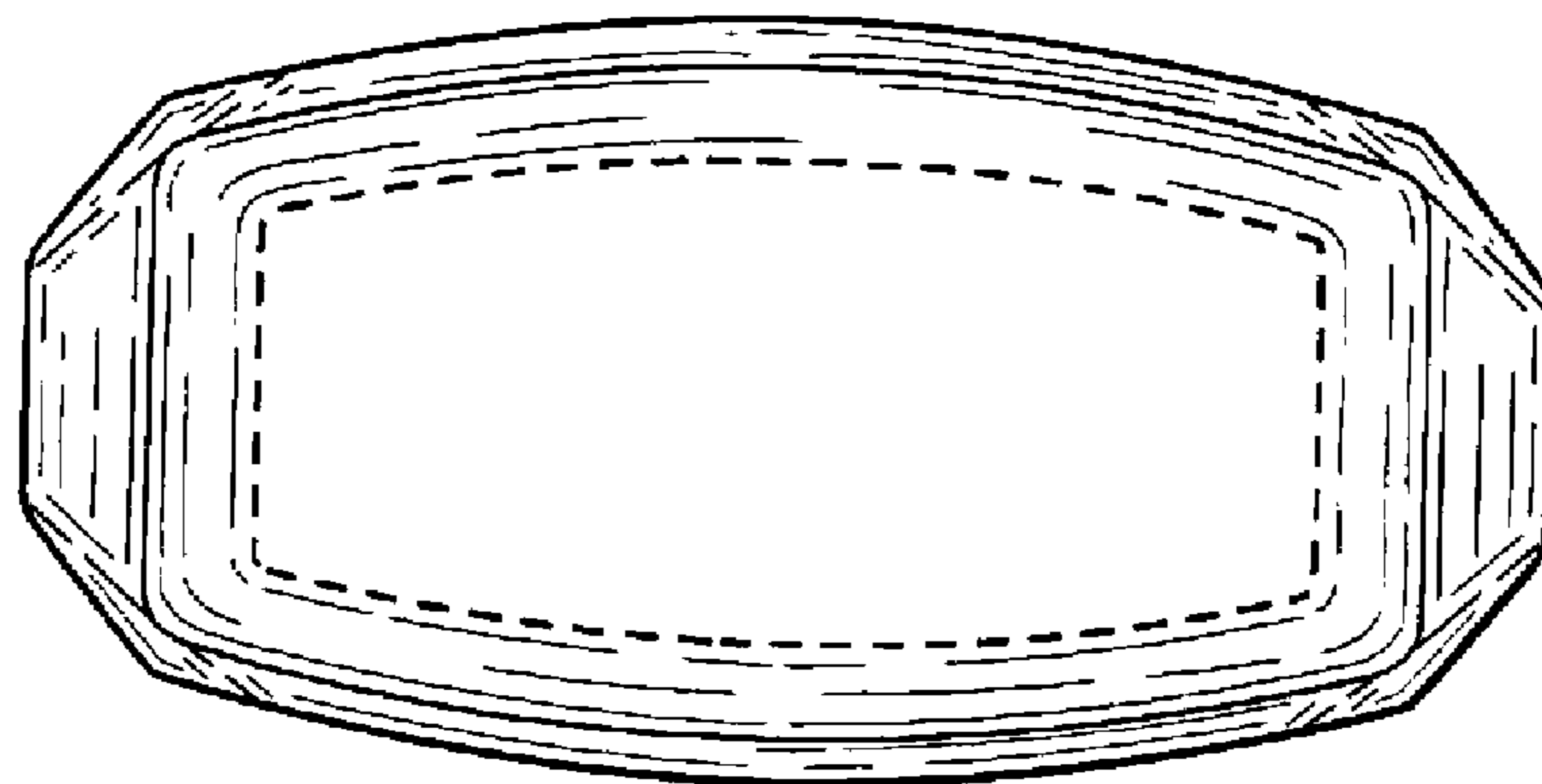


FIG. 7