



US00D567094S

(12) **United States Design Patent**
Bickert

(10) **Patent No.:** **US D567,094 S**

(45) **Date of Patent:** **** Apr. 22, 2008**

(54) **DIMPLED FLASK**

(75) Inventor: **Robert Bickert**, Mobile, AL (US)

(73) Assignee: **EBSCO, Industries, Inc.**, Birmingham, AL (US)

(**) Term: **14 Years**

(21) Appl. No.: **29/250,695**

(22) Filed: **Nov. 28, 2006**

(51) **LOC (8) Cl.** **09-01**

(52) **U.S. Cl.** **D9/529; D9/551**

(58) **Field of Classification Search** D9/682,
D9/687-688, 723-728, 516, 529, 537-540,
D9/546, 549, 551-552, 558, 564-565, 454,
D9/643, 652, 667, 504, 414; 215/382-384,
215/396, 398; D28/88, 90

See application file for complete search history.

(56) **References Cited**

U.S. PATENT DOCUMENTS

D64,830	S	*	6/1924	Woods	D9/551	X
D65,187	S	*	7/1924	Howel	D9/551	
1,766,990	A	*	6/1930	Freeman	D28/88	X
D112,782	S	*	1/1939	McIntosh	D9/564	
D156,089	S	*	11/1949	Fuerst	D9/564	
D180,664	S	*	7/1957	Kent	D28/90	
D189,321	S	*	11/1960	Fuerst	D9/551	
D192,014	S	*	1/1962	Winnblad	D7/523	
D193,033	S	*	6/1962	Waser	D9/538	
D197,151	S	*	12/1963	Lawton	D9/529	
D206,889	S	*	2/1967	Benes	D7/523	
D214,873	S	*	8/1969	Koenigsberg	D9/529	

D226,703	S	*	4/1973	Broadhead	D9/529	
D261,940	S	*	11/1981	Holloway	D28/88	
D278,121	S	*	3/1985	Sussman	D9/504	
4,859,423	A	*	8/1989	Perlman	D9/504	X
D322,753	S	*	12/1991	Sussman	D9/504	
D362,925	S	*	10/1995	Granai	D28/88	
D383,941	S	*	9/1997	Petrie	D7/511	
D448,307	S	*	9/2001	Handler	D9/564	
D466,814	S	*	12/2002	Hurlburt	D9/504	
D472,474	S	*	4/2003	Headen et al.	D9/551	
D491,800	S	*	6/2004	Palomino, Jr.	D9/504	X
D535,152	S	*	1/2007	Gluck	D7/523	

* cited by examiner

Primary Examiner—Carol Rademaker

(74) *Attorney, Agent, or Firm*—Smith, Gabrell & Russell

(57) **CLAIM**

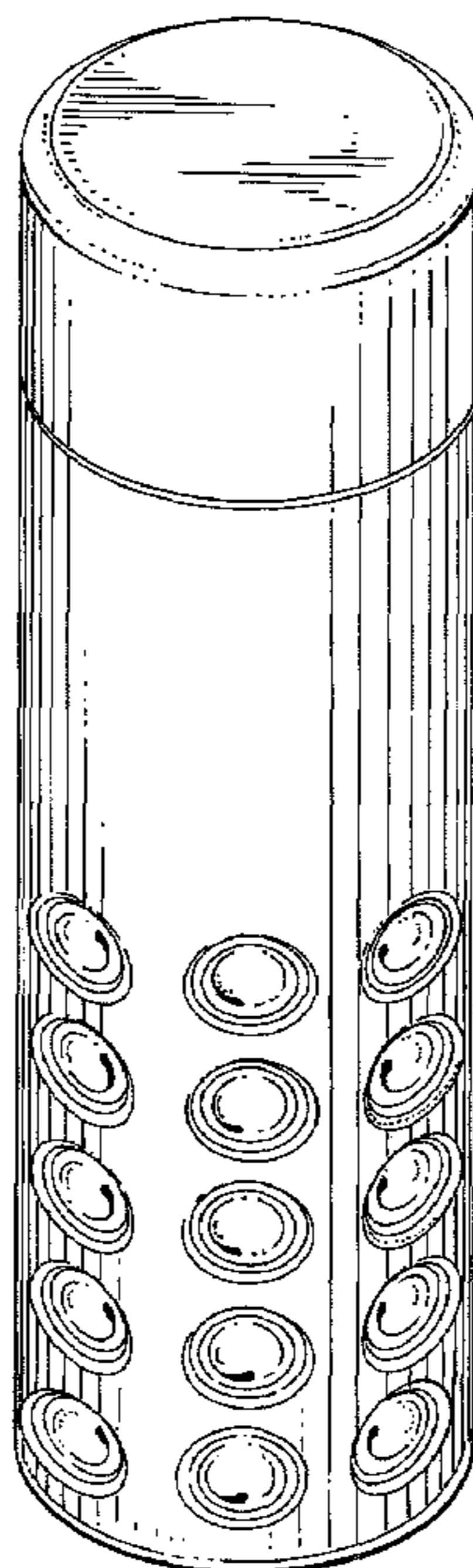
The ornamental design for a dimpled flask, as shown and described.

DESCRIPTION

FIG. 1 is a perspective view of the present invention;
 FIG. 2 is a front view thereof, the rear view is identical;
 FIG. 3 is a left side view thereof, the right side view is identical;
 FIG. 4 is a top view thereof; and,
 FIG. 5 is a bottom view thereof.

The broken line showing of the central portion of the bottom is to show environment and forms no part of the claimed design.

1 Claim, 3 Drawing Sheets






Fig. 1




Fig. 2

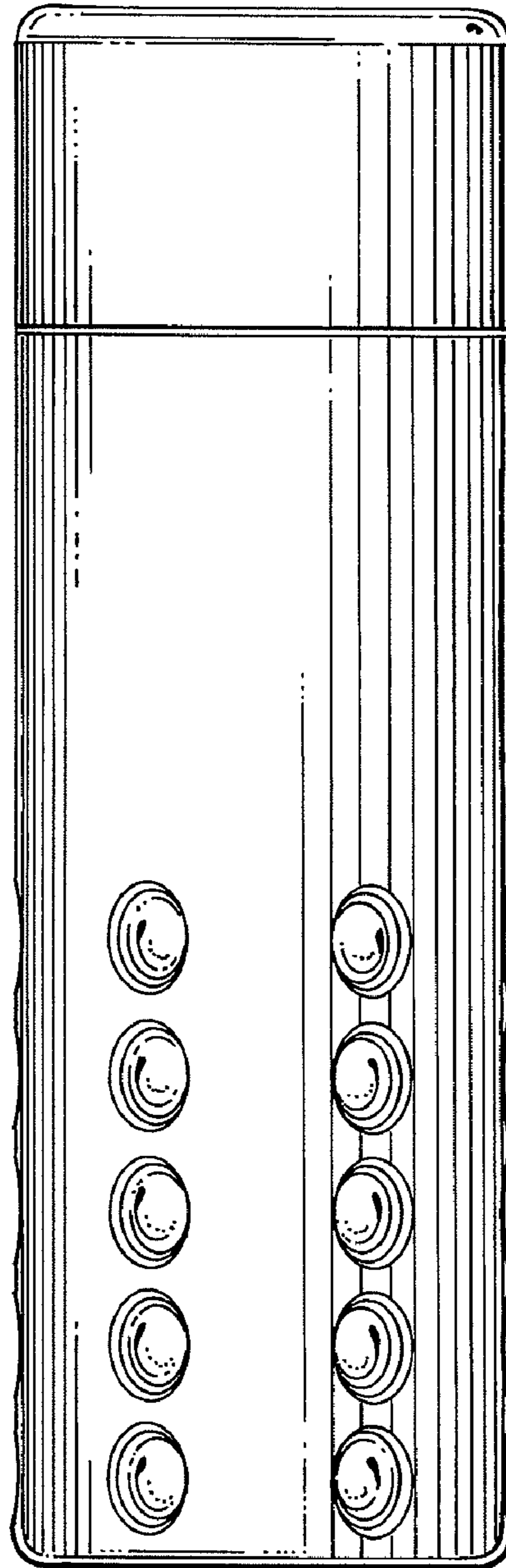


Fig. 3

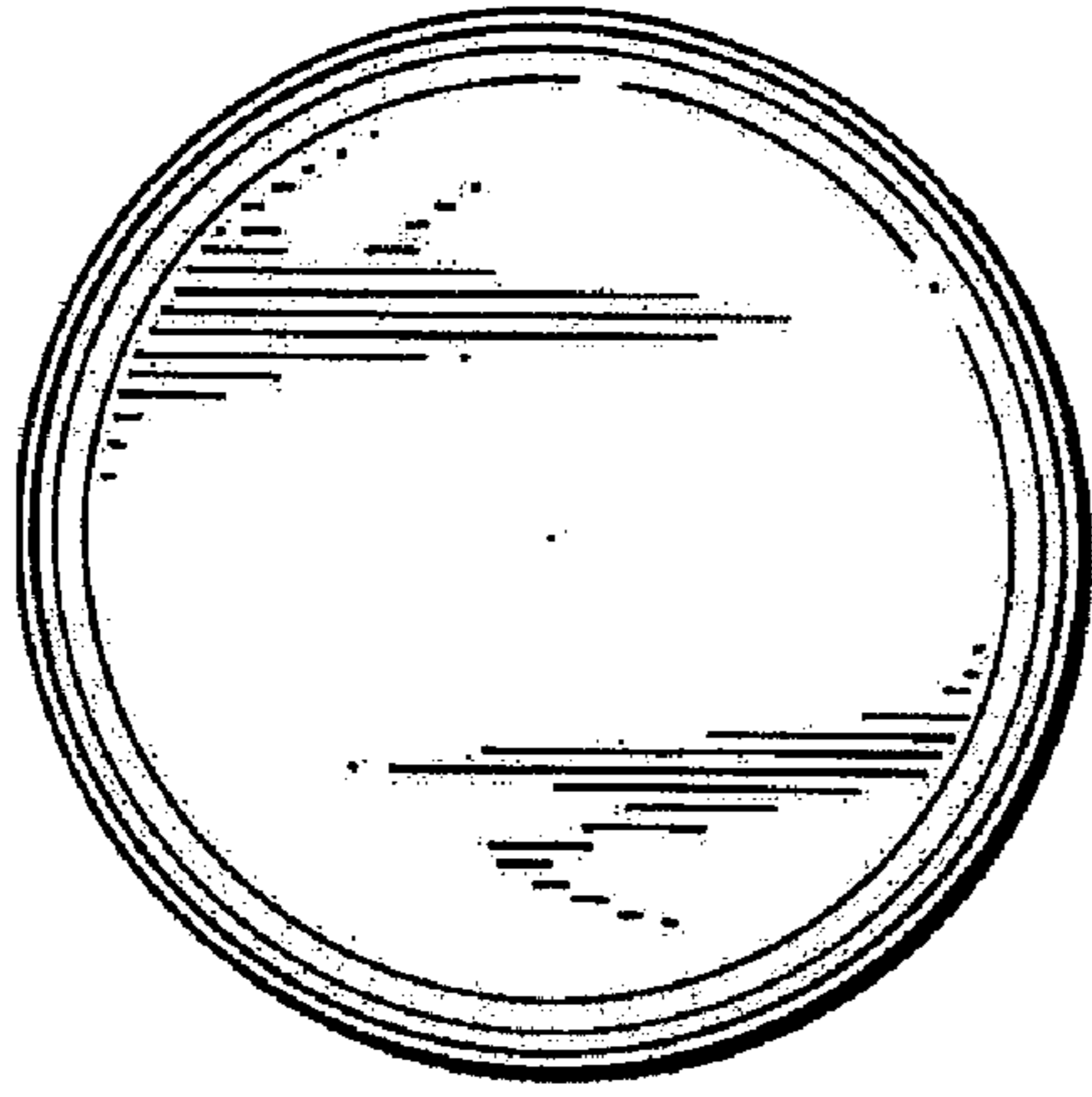


Fig. 4

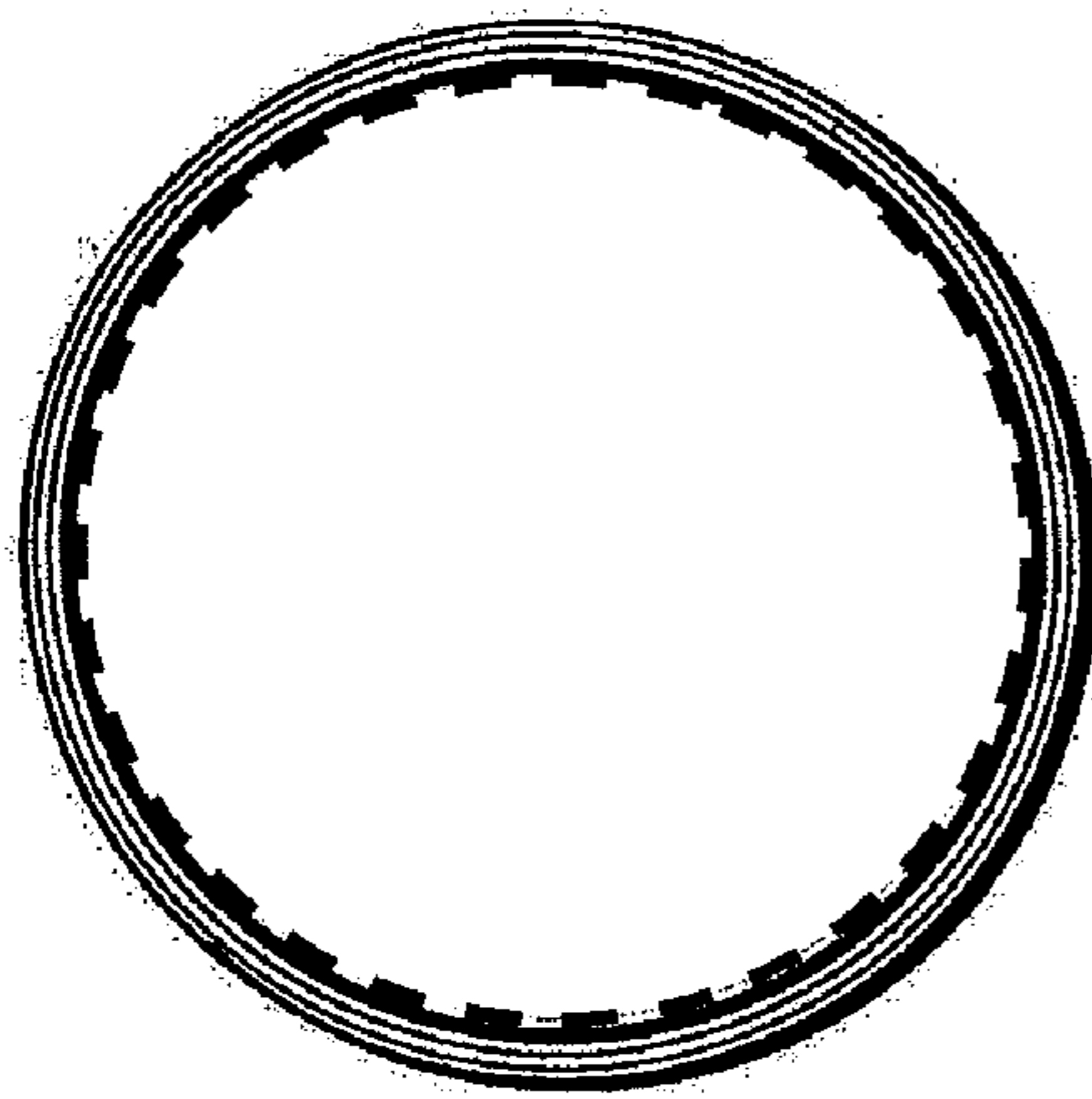


Fig. 5