

US00D567078S

(12) **United States Design Patent**
Katsuyama

(10) **Patent No.:** **US D567,078 S**

(45) **Date of Patent:** **** Apr. 22, 2008**

(54) **PACKAGE FOR A TONER CARTRIDGE**

(75) Inventor: **Goro Katsuyama**, Kanagawa (JP)

(73) Assignee: **Ricoh Company, Ltd.**, Tokyo (JP)

(**) Term: **14 Years**

(21) Appl. No.: **29/216,735**

(22) Filed: **Nov. 9, 2004**

(30) **Foreign Application Priority Data**

May 11, 2004 (JP) 2004-013756

(51) **LOC (8) Cl.** **09-03**

(52) **U.S. Cl.** **D9/431**

(58) **Field of Classification Search** D9/430-433,
D9/414-418; 229/105-106, 108, 108.1,
229/100, 112-113, 115-116, 110, 162.1,
229/922, 938; 206/551, 746, 457, 784, 822
See application file for complete search history.

(56) **References Cited**

U.S. PATENT DOCUMENTS

1,431,730 A * 10/1922 Gearson 229/115

1,669,139 A * 5/1928 Martin 229/125.37

3,471,006 A * 10/1969 Tempelhof 206/449

D271,943 S * 12/1983 Beise et al. D9/415

4,678,882 A * 7/1987 Bohrer et al. 219/730

D365,753 S * 1/1996 Sibbio D9/415

D519,833 S * 5/2006 Katsuyama D9/431

D525,121 S * 7/2006 Katsuyama D9/431

* cited by examiner

Primary Examiner—Robert A. Delehanty

(74) *Attorney, Agent, or Firm*—Dickstein Shapiro LLP

(57) **CLAIM**

The ornamental design for a package for a toner cartridge,
as shown and described.

DESCRIPTION

FIG. 1 is a front elevation of a package for a toner cartridge
according to the present invention;

FIG. 2 is a rear elevation thereof;

FIG. 3 is a top plan view thereof;

FIG. 4 is a bottom plan view thereof;

FIG. 5 is a right side elevation thereof; and,

FIG. 6 is a top, front and right side perspective view thereof.

1 Claim, 2 Drawing Sheets




FIG. 1




FIG. 2

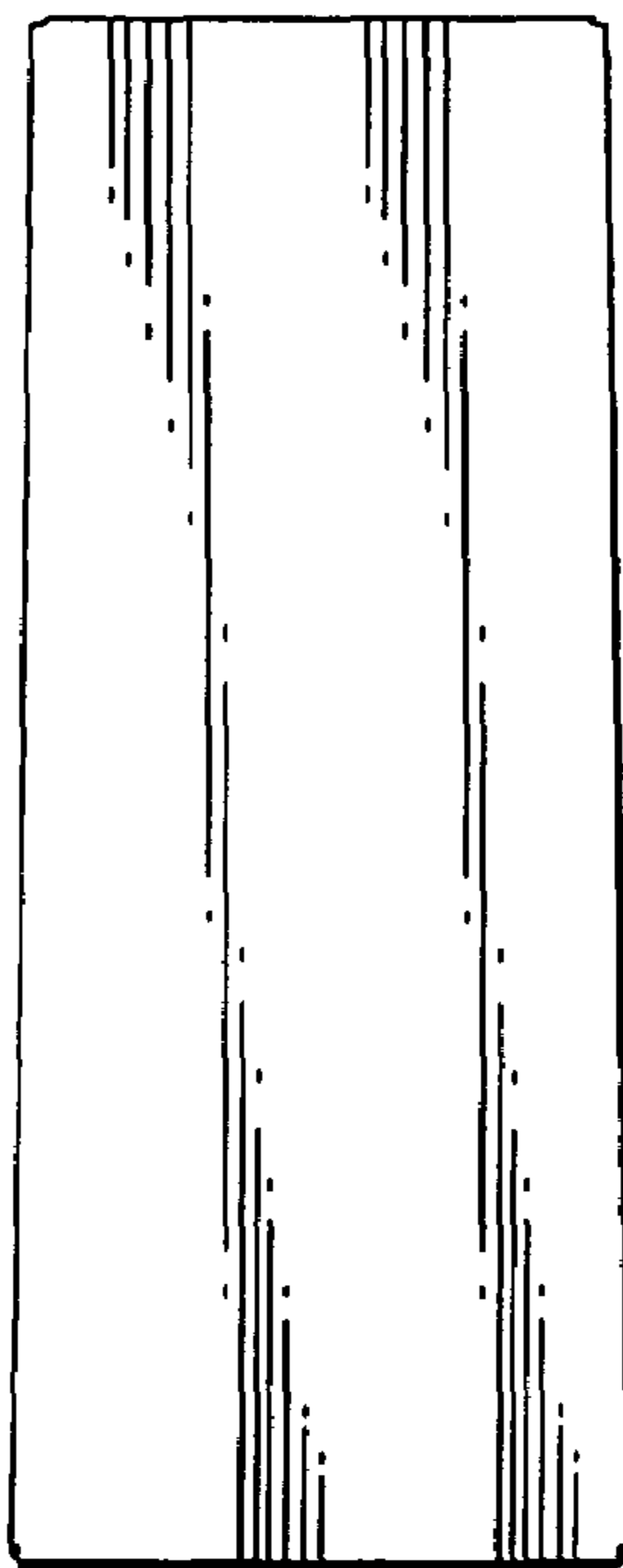


FIG. 3




FIG. 4

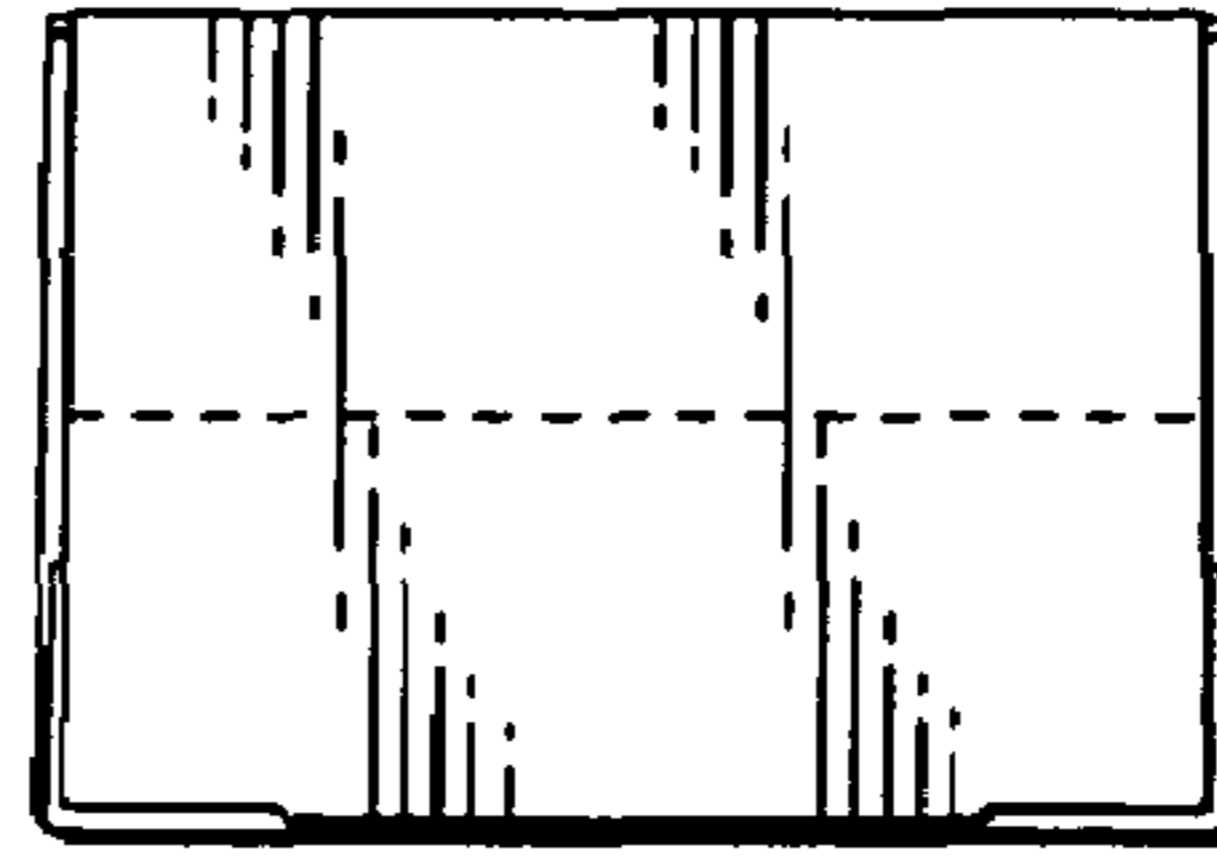


FIG. 5

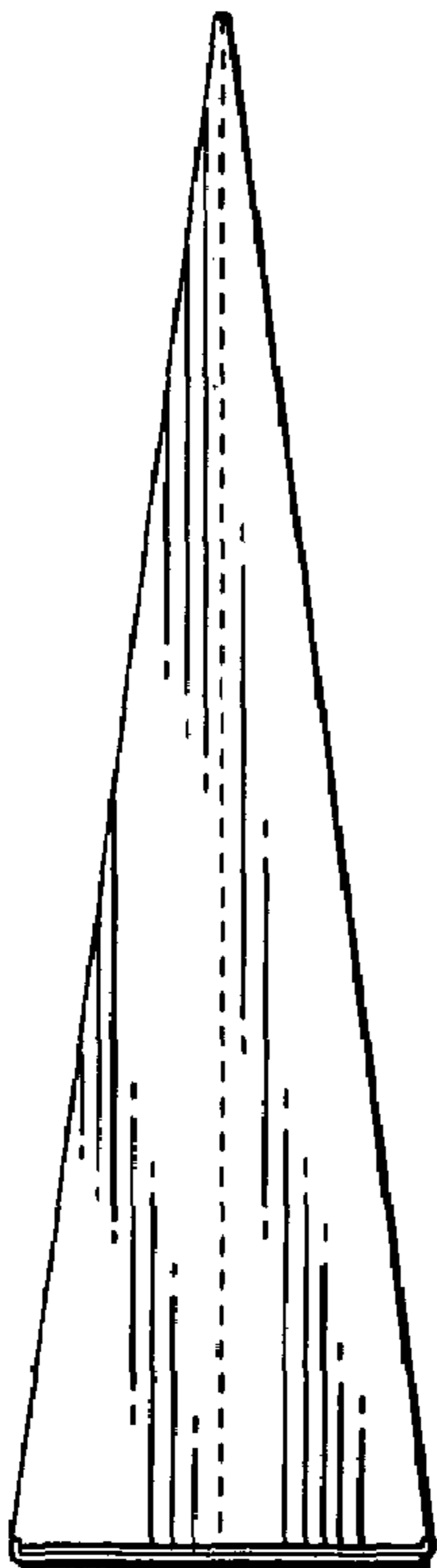


FIG. 6

