



US00D567077S

(12) **United States Design Patent**
Jackel

(10) **Patent No.:** **US D567,077 S**

(45) **Date of Patent:** **** Apr. 22, 2008**

(54) **CARTON WITH EXTENDED PRINTABLE SURFACE**

(75) Inventor: **Ingrid Jackel**, Pasadena, CA (US)

(73) Assignee: **Physicans Formula Cosmetics, Inc.**, Azusa, CA (US)

(**) Term: **14 Years**

(21) Appl. No.: **29/289,450**

(22) Filed: **Jul. 20, 2007**

(51) **LOC (8) Cl.** **09-03**

(52) **U.S. Cl.** **D9/418; D9/415**

(58) **Field of Classification Search** D9/414-416,
D9/418, 422-425, 430-432, 757-758, 761;
D24/218; D3/264, 903, 218; 206/459.5,
206/521.1-521.8, 724-725, 762, 768, 806,
206/831; 229/100, 101-101.1, 102, 117-118,
229/123.2, 125.14, 125.35, 152, 162.1, 207-212;
220/345.4, 350-351, 788

See application file for complete search history.

(56) **References Cited**

U.S. PATENT DOCUMENTS

975,911 A	11/1910	Warren	
D106,826 S *	11/1937	Diefenbach	D9/418
3,214,075 A	10/1965	Champlin et al.	
3,311,281 A	3/1967	Eisman	
3,451,535 A	6/1969	Caplan	
D217,502 S *	5/1970	Nunzio	D8/71
4,106,615 A	8/1978	Hiroshi	
4,342,403 A *	8/1982	Badtke et al.	220/350
D273,765 S *	5/1984	Cillario	D9/761
4,457,431 A	7/1984	Lundquist et al.	
D312,781 S *	12/1990	Rigby	D9/420
D352,895 S *	11/1994	van Loo	D9/422
D365,985 S *	1/1996	Rousmaniere et al.	D9/423
D373,725 S *	9/1996	Weil	D9/422
D378,020 S *	2/1997	Hatt	D3/218
D427,901 S *	7/2000	Lentini	D9/425

6,145,665 A	11/2000	Krahn	
D440,874 S *	4/2001	Shurtleff et al.	D9/425
6,375,010 B1	4/2002	Thibault	
6,695,144 B2	2/2004	Freeze	
D510,859 S *	10/2005	Dixon et al.	D9/424
7,000,774 B2	2/2006	Bryant	
7,178,712 B2	2/2007	Schultz et al.	

FOREIGN PATENT DOCUMENTS

DE	4011542	10/1991
FR	2687638	8/1993

* cited by examiner

Primary Examiner—Robert M. Spear

Assistant Examiner—Susan E Krakower

(74) *Attorney, Agent, or Firm*—Dergosits & Noah LLP;
Michael E. Dergosits

(57) **CLAIM**

The ornamental design for a carton with extended printable surface, as shown and described.

DESCRIPTION

FIG. 1 is a front perspective view of a carton with extended printable surface showing my new design;

FIG. 2 is a top view of the carton with extended printable surface of FIG. 1;

FIG. 3 is a bottom view of the carton with extended printable surface of FIG. 1;

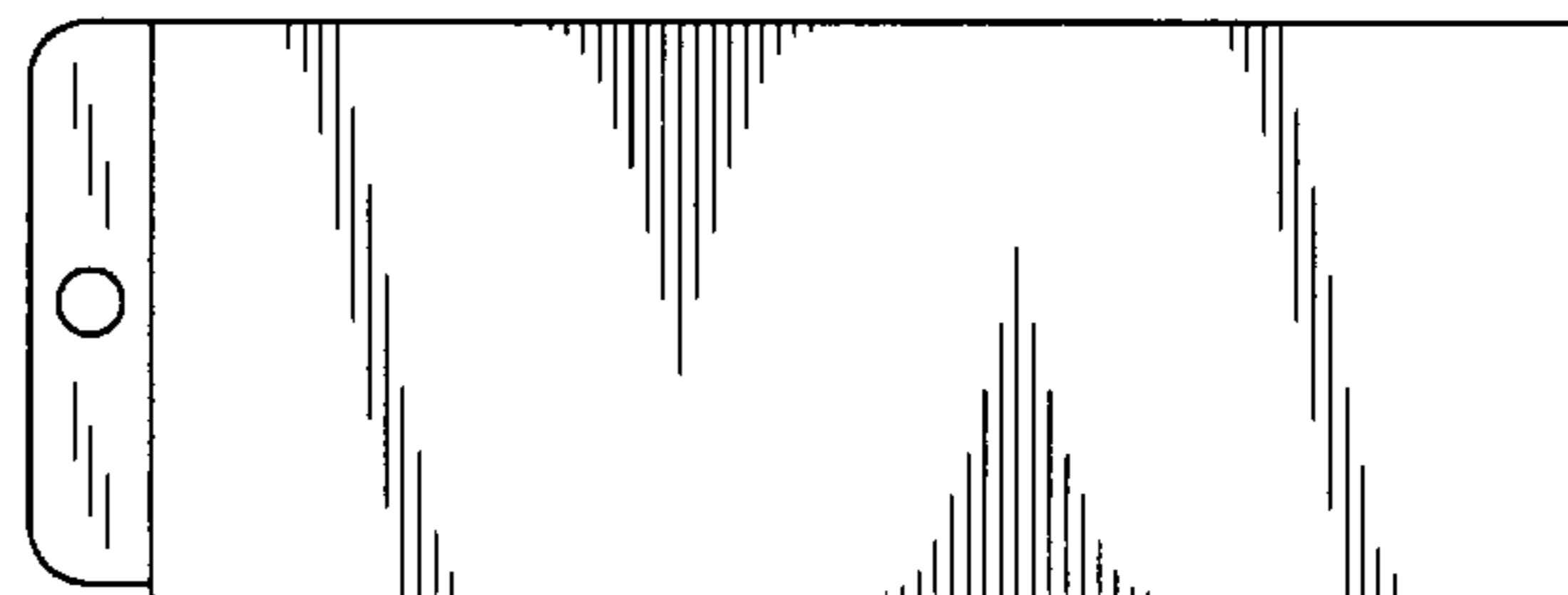
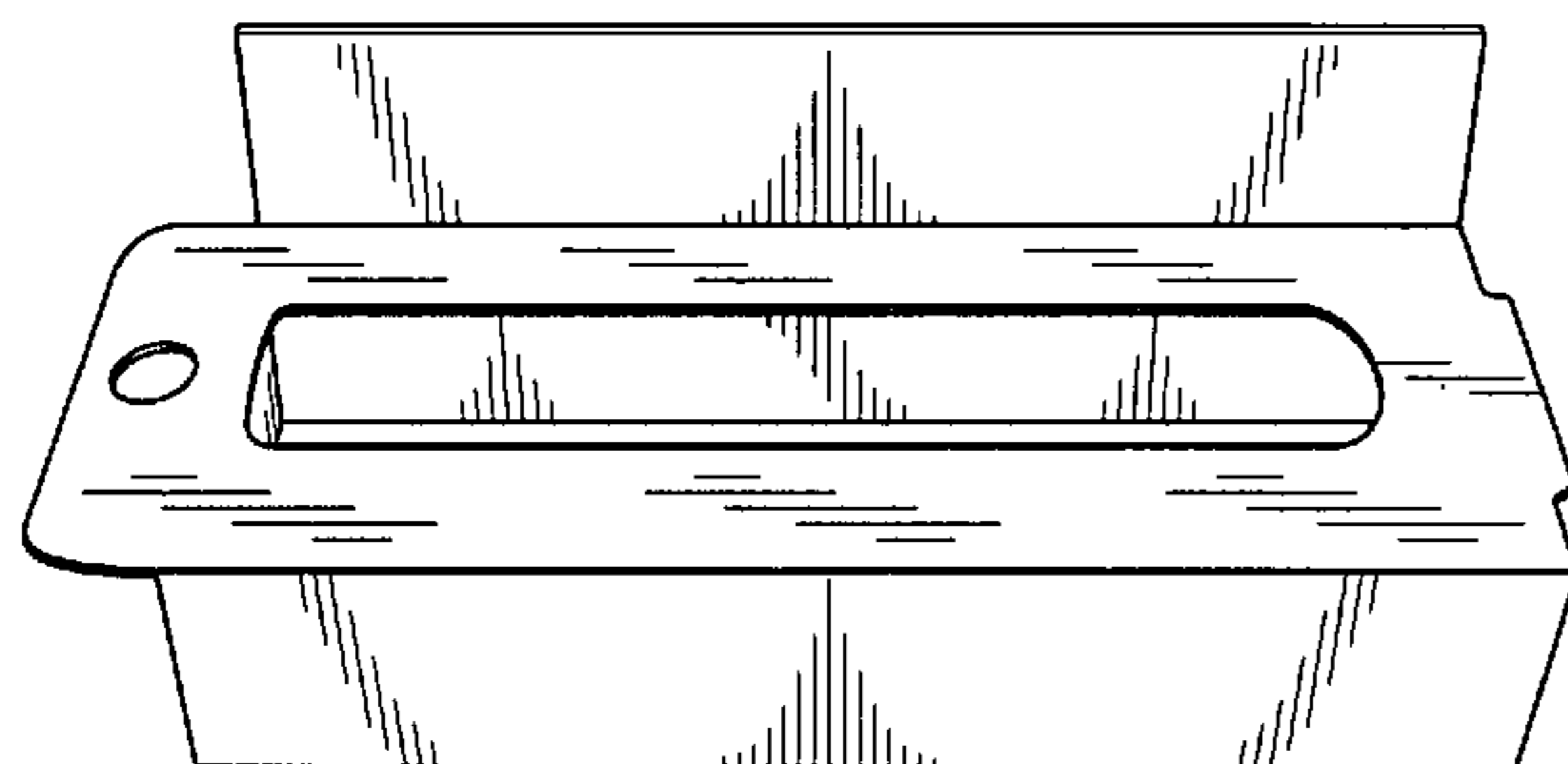
FIG. 4 is a front view of the carton with extended printable surface of FIG. 1;

FIG. 5 is a back view of the carton with extended printable surface of FIG. 1;

FIG. 6 is one end view of the carton with extended printable surface of FIG. 1; and,

FIG. 7 is another end view of the carton with extended printable surface of FIG. 1.

1 Claim, 4 Drawing Sheets



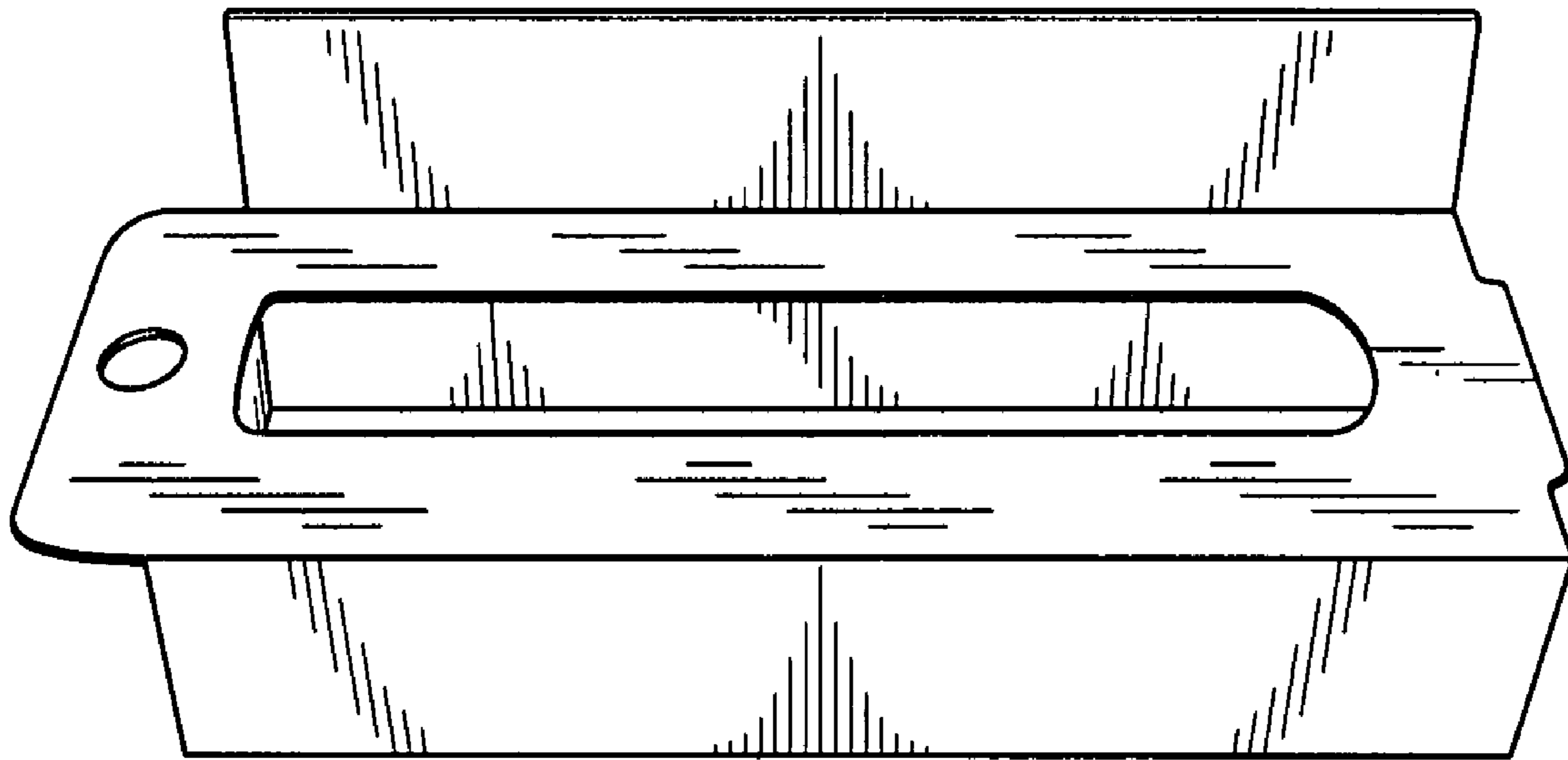


FIG. 1

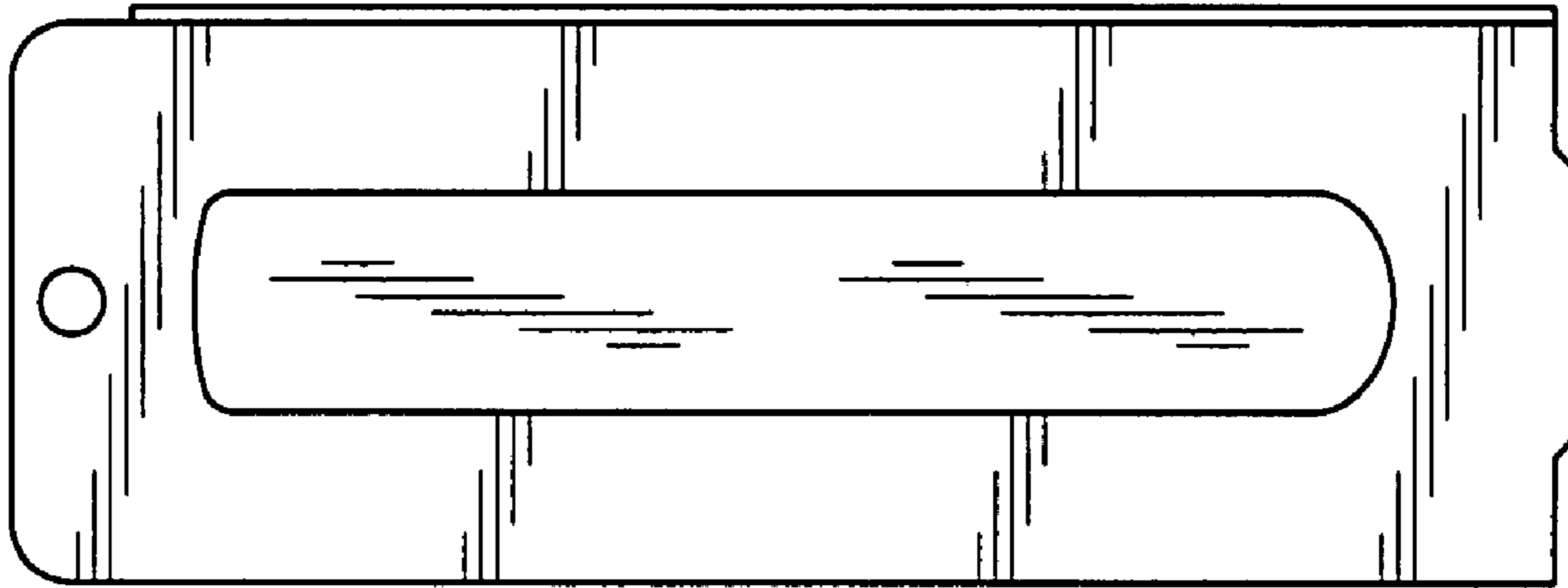


FIG. 2

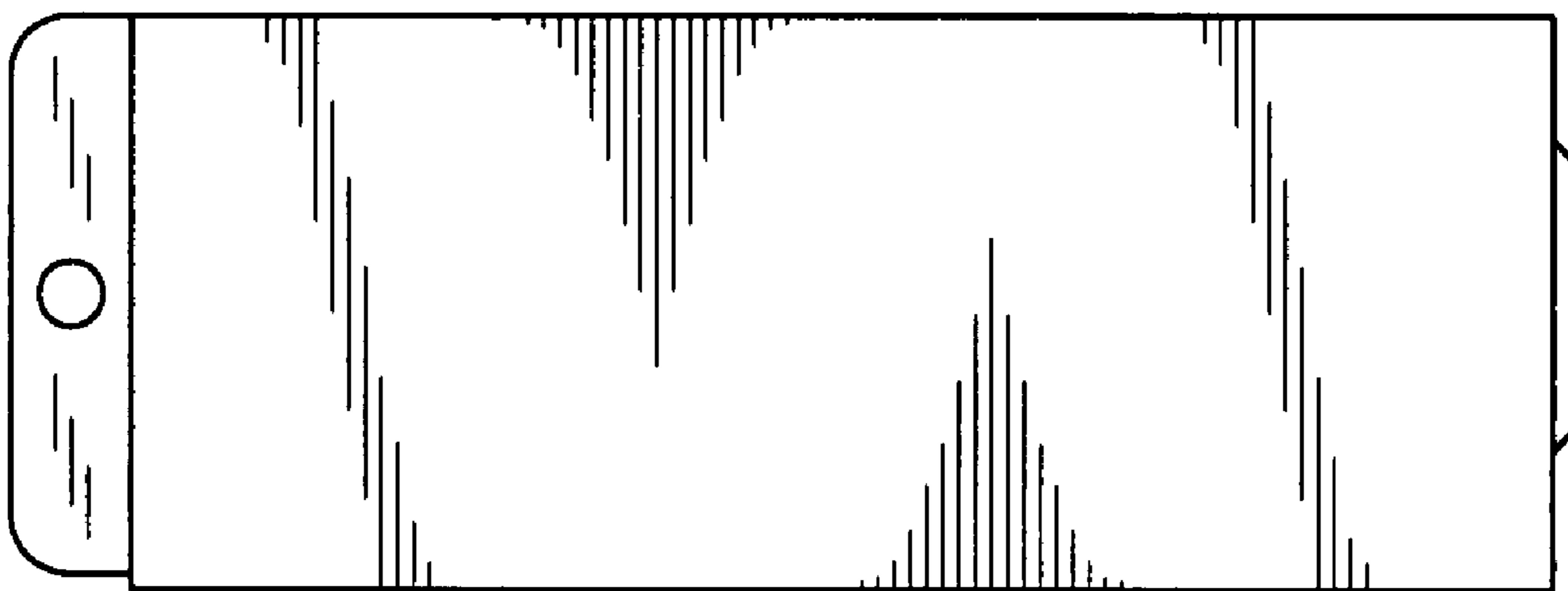


FIG. 3

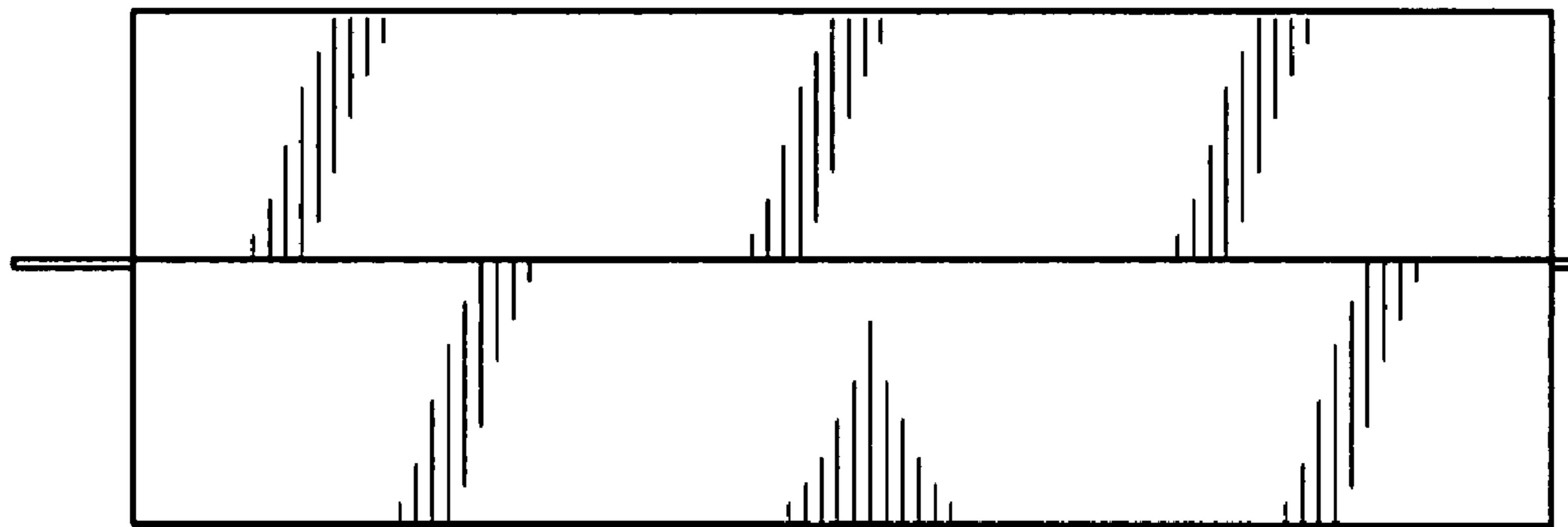


FIG. 4

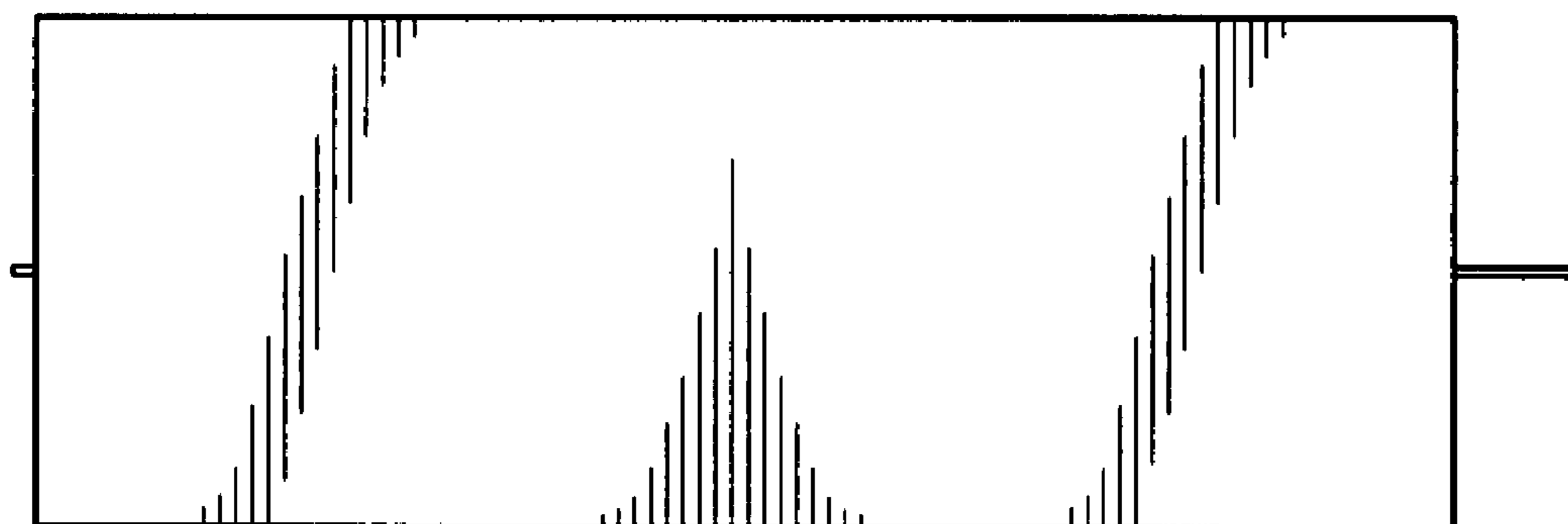


FIG. 5

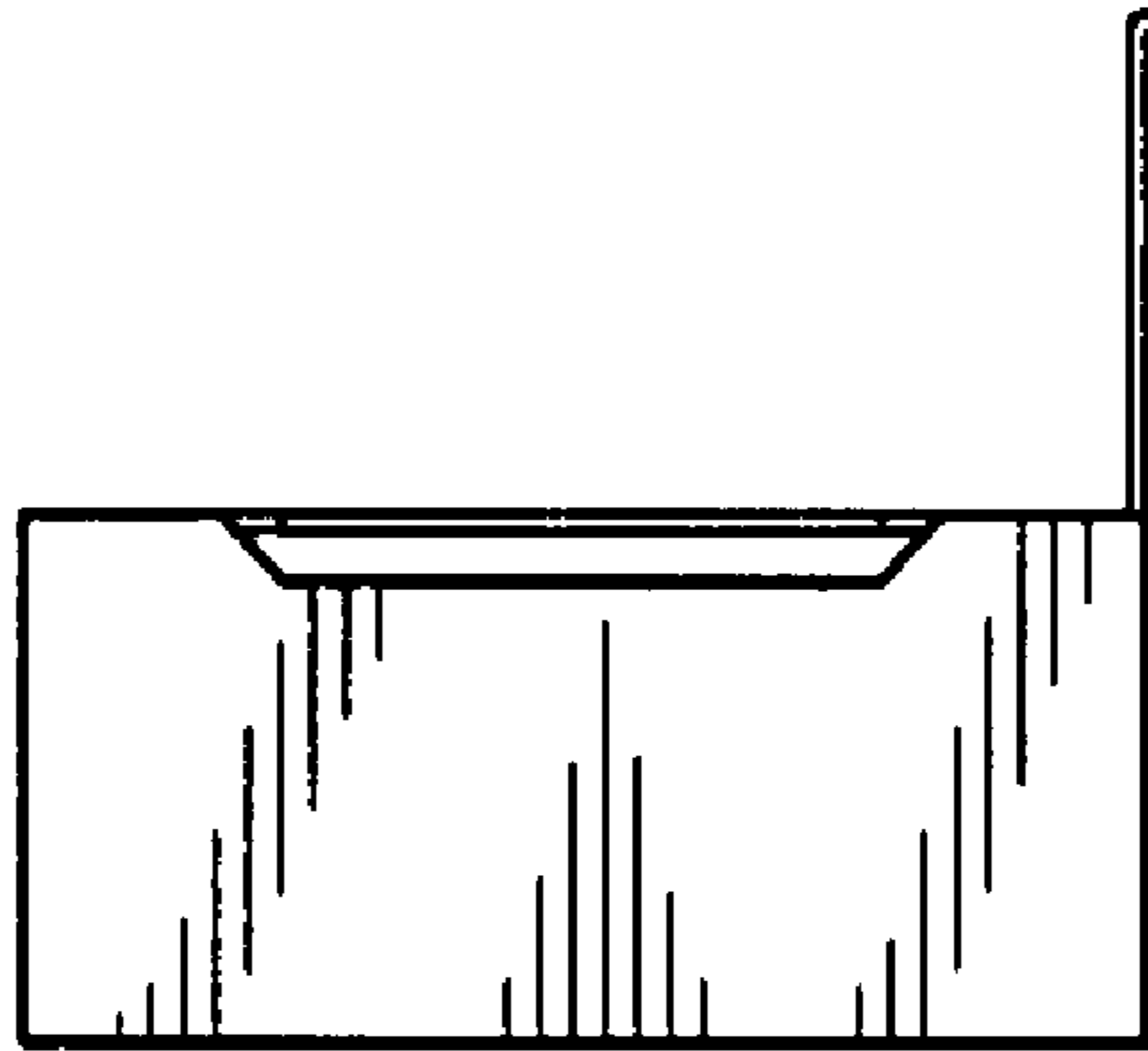


FIG. 6

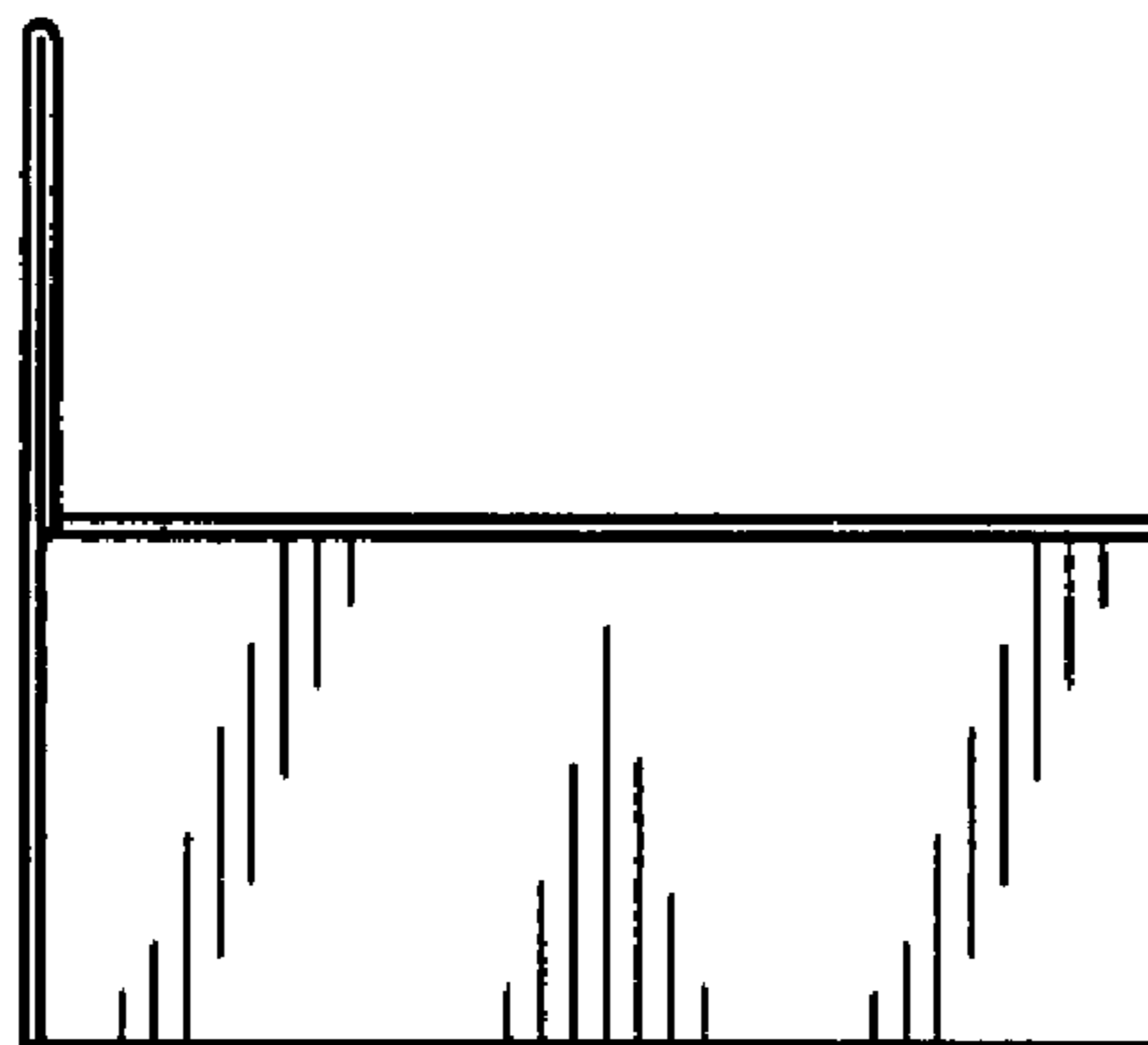


FIG. 7