



US00D567069S

(12) **United States Design Patent**
Thomas et al.

(10) **Patent No.:** **US D567,069 S**
(45) **Date of Patent:** **** Apr. 22, 2008**

(54) **HOOK ASSEMBLY**

(75) Inventors: **Christopher Thomas**, London (GB);
Lorraine Gamman, London (GB);
Marcus Willcocks, London (GB);
Jackie Piper, Cambridge (GB)

(73) Assignee: **University of Arts, London**, London (GB)

(**) Term: **14 Years**

(21) Appl. No.: **29/252,898**

(22) Filed: **Jan. 30, 2006**

(30) **Foreign Application Priority Data**

Aug. 8, 2005 (EM) 000384094-0001
Aug. 8, 2005 (EM) 000384110-0001
Aug. 8, 2005 (EM) 000384136-0001

(51) **LOC (8) Cl.** **08-05**

(52) **U.S. Cl.** **D8/367**

(58) **Field of Classification Search** D8/349,
D8/356, 367, 371, 373; 211/65; D6/292,
D6/208.1, 269, 275, 323; 24/457; 160/330;
248/301

See application file for complete search history.

(56) **References Cited**

U.S. PATENT DOCUMENTS

1,530,180 A * 3/1925 Holmes 211/65
D158,377 S * 5/1950 Haglund D8/373
D277,546 S * 2/1985 Trotta D8/349
D314,133 S * 1/1991 Issard D8/367
D314,326 S * 2/1991 Sachs D8/367

D322,927 S * 1/1992 Schuster D8/367
D327,001 S * 6/1992 Oosterhuis D8/373
D454,294 S * 3/2002 Nishida et al. D8/367
D459,980 S * 7/2002 Nishida et al. D8/373
D478,805 S * 8/2003 Winig et al. D8/367
D494,454 S * 8/2004 Klein et al. D8/373
D529,792 S * 10/2006 Klein et al. D8/373
D538,137 S * 3/2007 Dukes D8/356

* cited by examiner

Primary Examiner—T. Chase Nelson

Assistant Examiner—Barbara B Lohr

(74) *Attorney, Agent, or Firm*—Pearne & Gordon LLP

(57) **CLAIM**

The ornamental design for a hook assembly, as shown and described.

DESCRIPTION

FIG. 1 is a perspective view of a hook assembly mounted to the broken line underside of a tabletop with parts broken away, as viewed from the right rear;

FIG. 2 is a right side perspective view thereof;

FIG. 3 is a top plan view thereof;

FIG. 4 is a bottom plan view thereof;

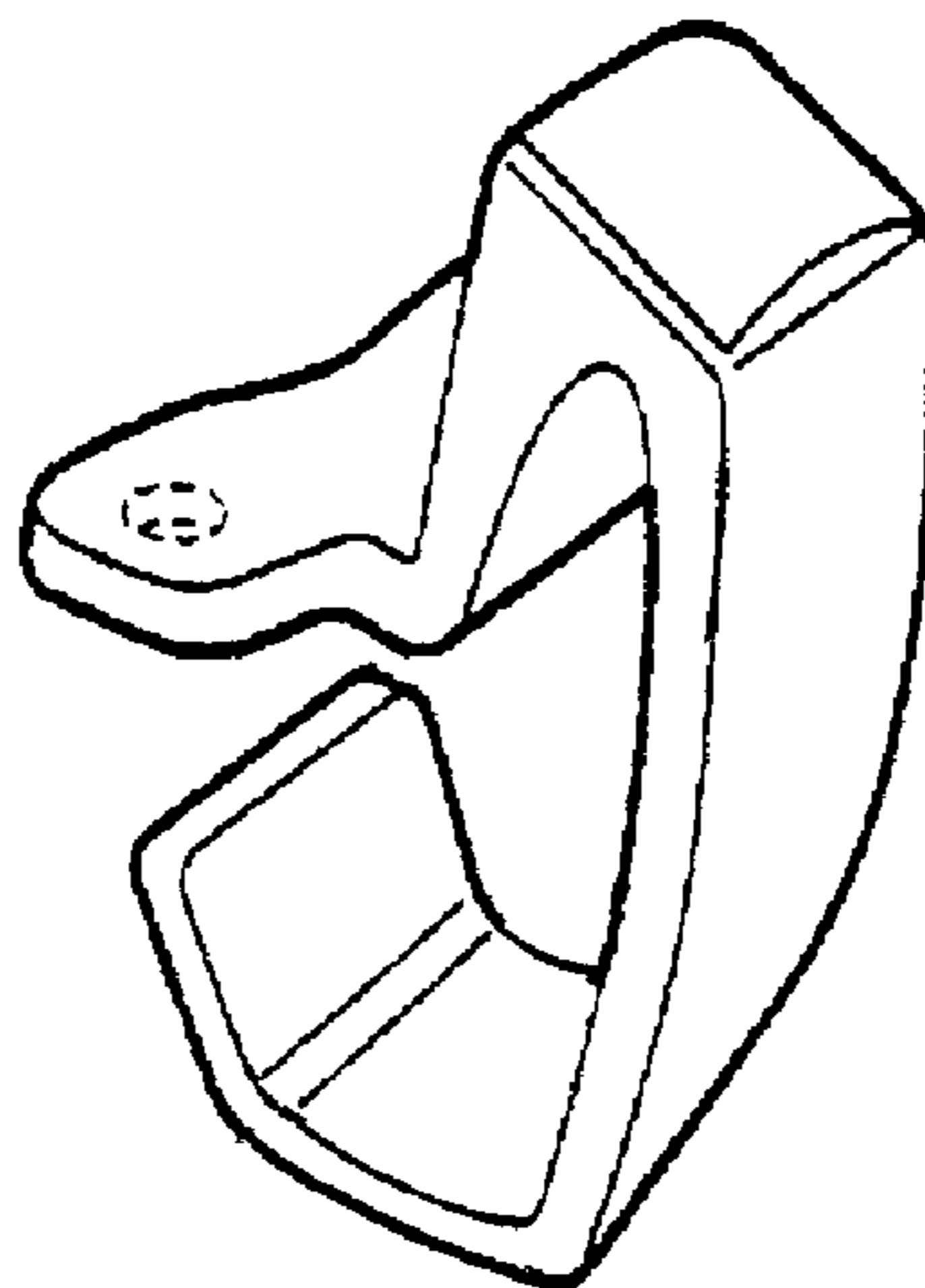
FIG. 5 is a front view thereof;

FIG. 6 is a rear view thereof; and,

FIG. 7 is a right side elevational view thereof, the left side being a mirror image.

The broken-line disclosure of elements in the views is for illustrative purposes only and forms no part of the claimed design.

1 Claim, 1 Drawing Sheet



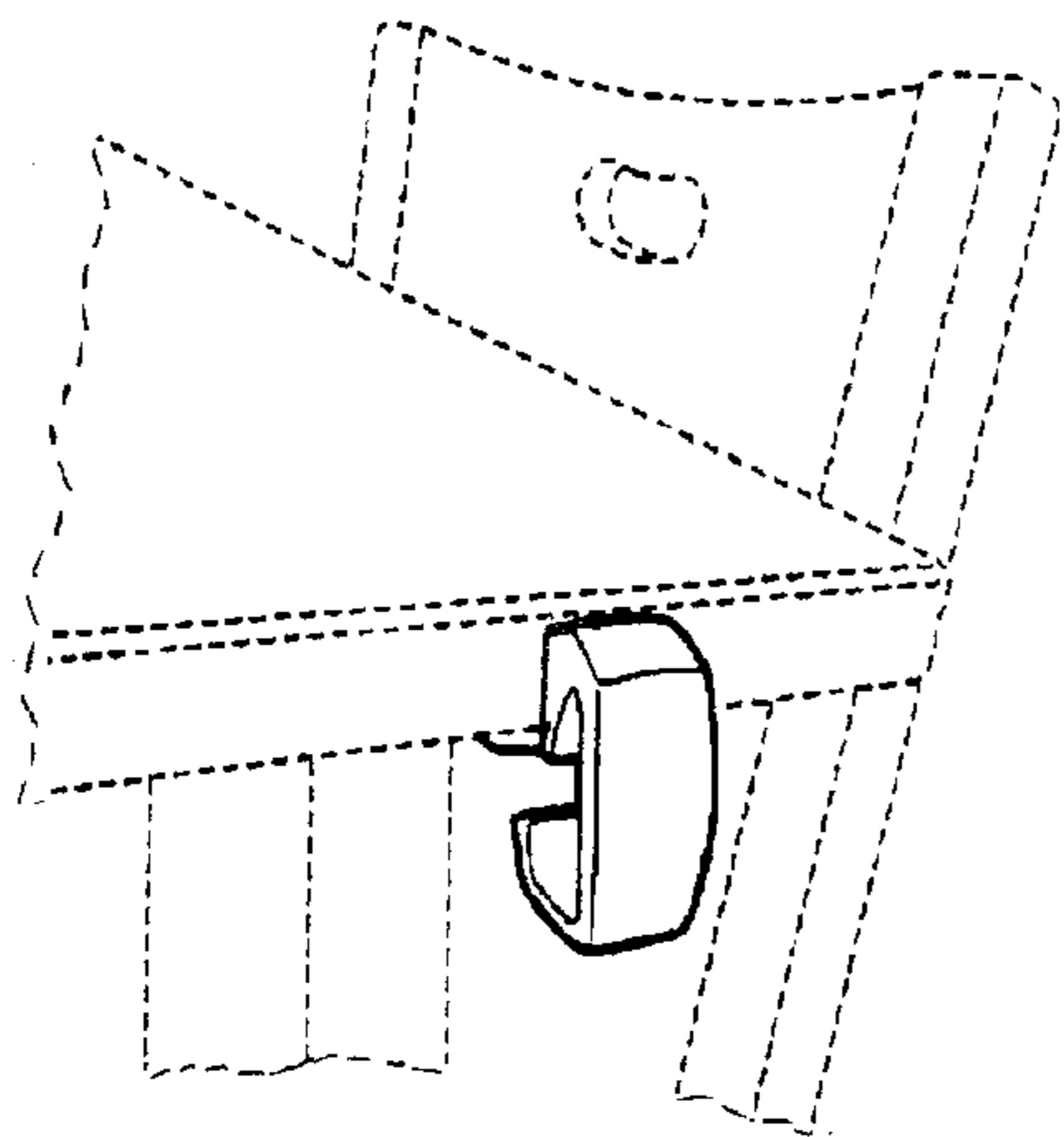


FIG. 1

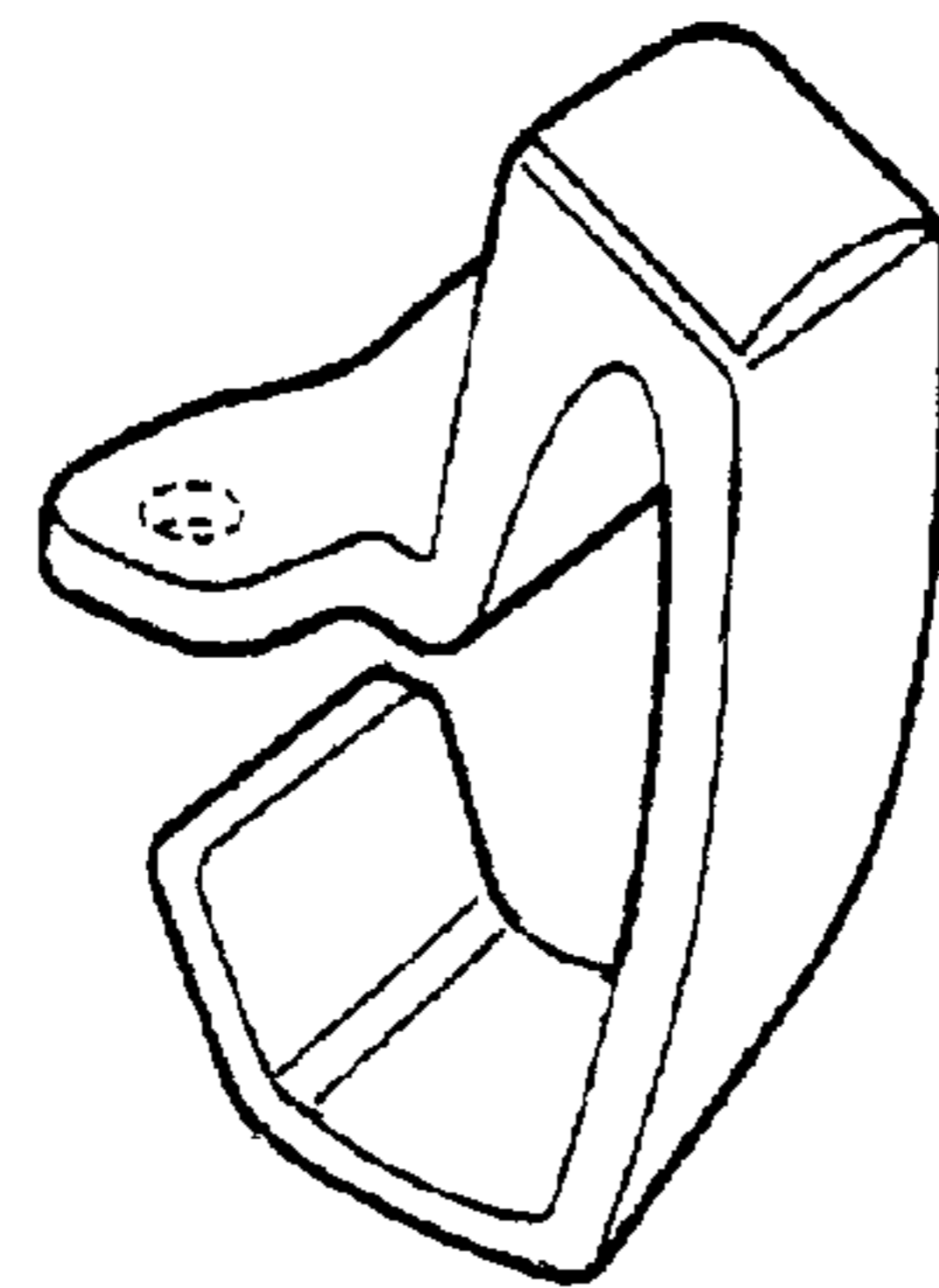


FIG. 2




FIG. 3




FIG. 4

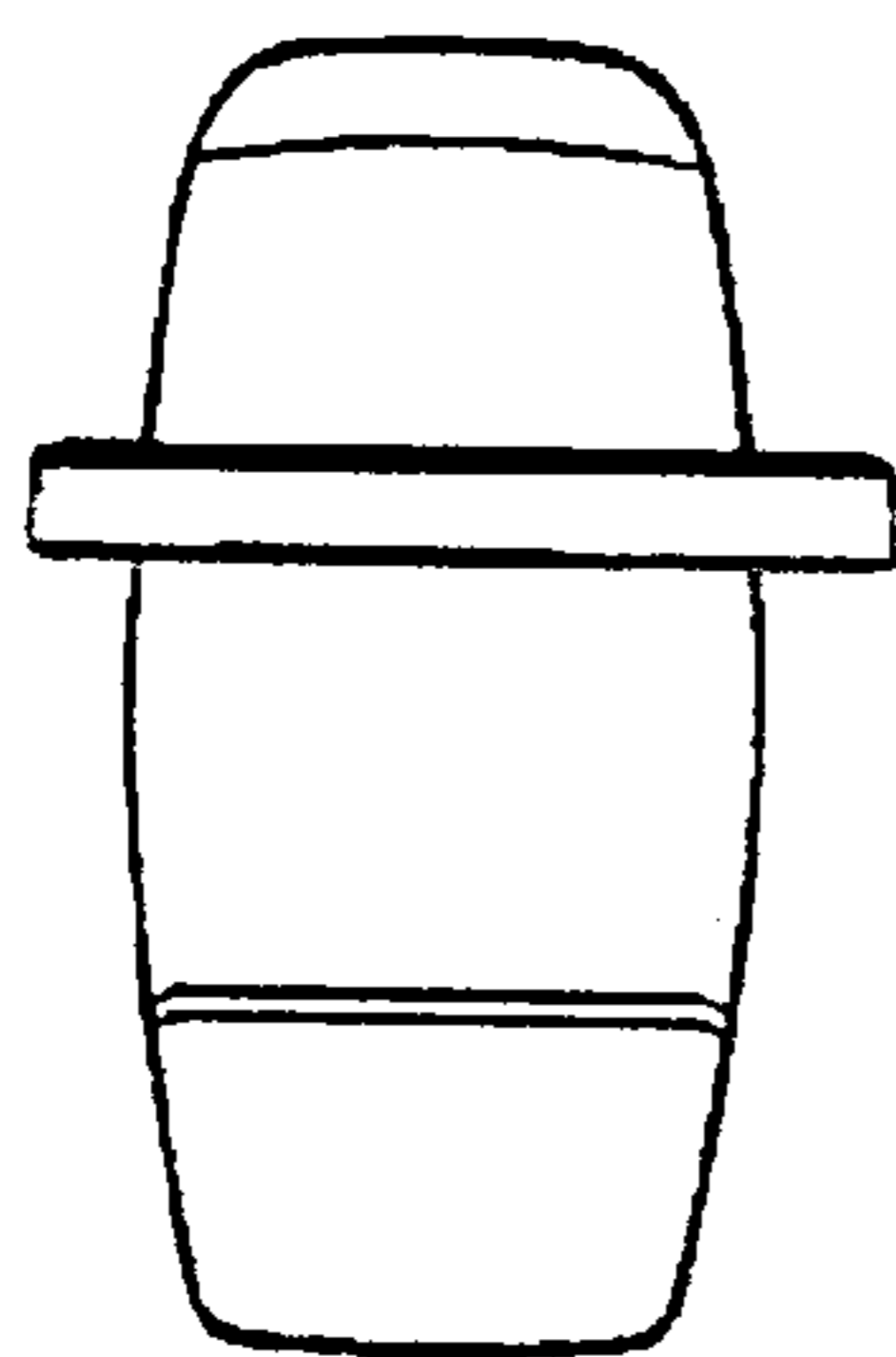


FIG. 5

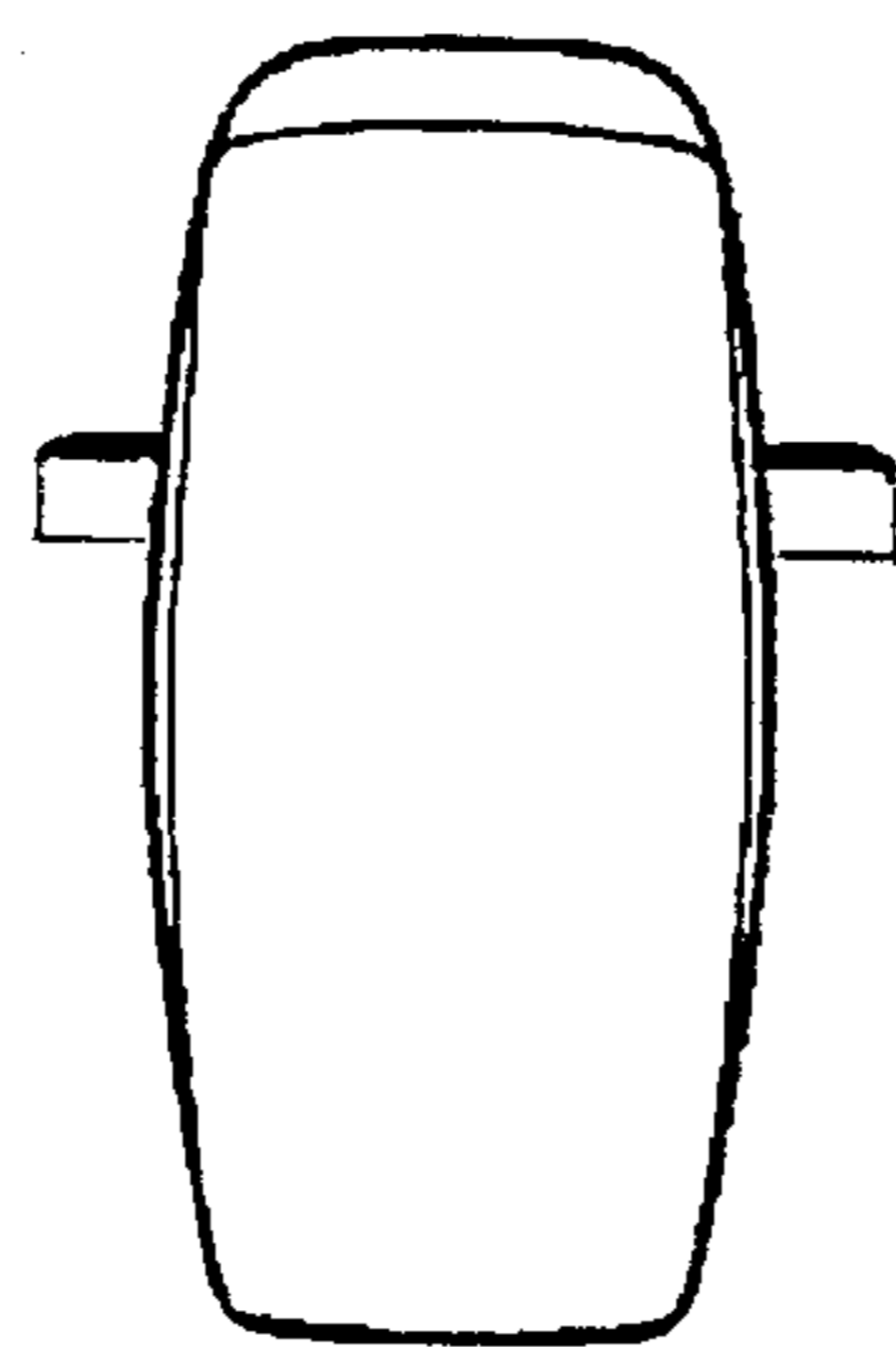


FIG. 6

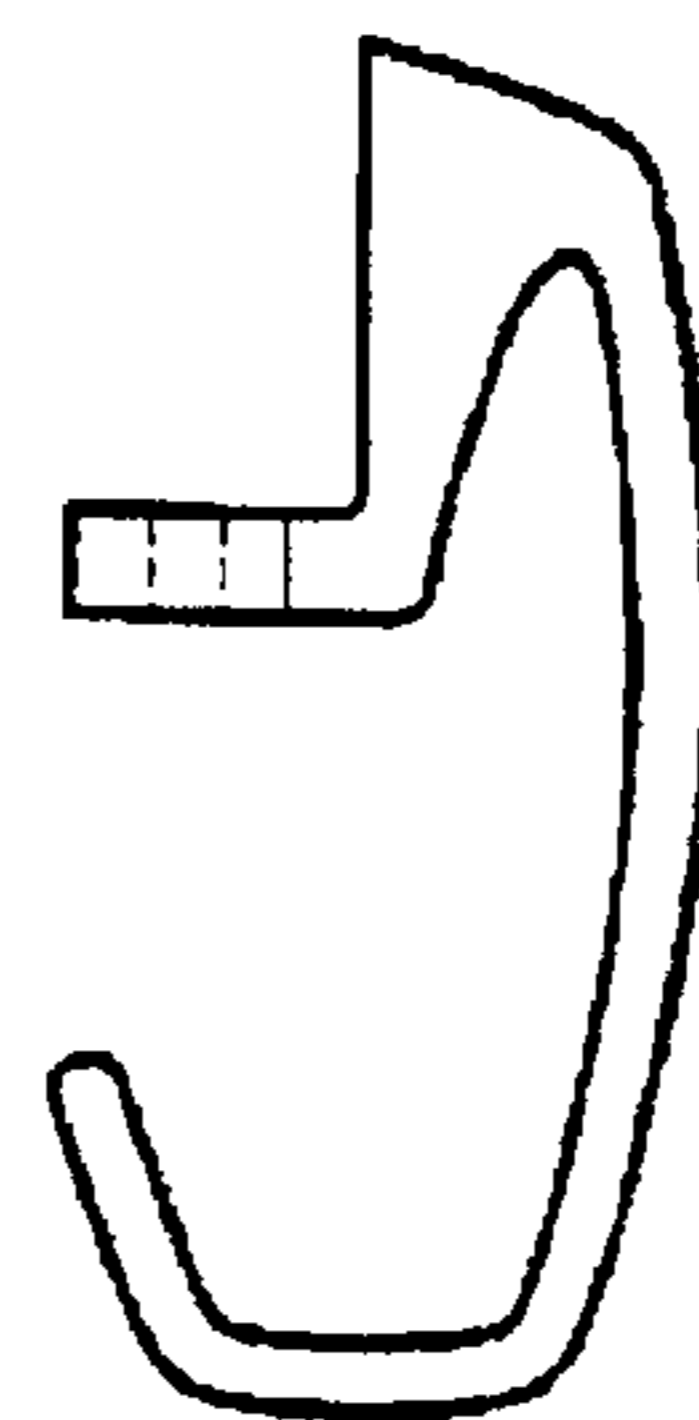


FIG. 7