



US00D567064S

(12) **United States Design Patent**
Samhammer et al.

(10) **Patent No.:** **US D567,064 S**
(45) **Date of Patent:** **** Apr. 22, 2008**

(54) **SLAM LATCH WITH DEADBOLT**
(75) Inventors: **Christopher Samhammer**, Redmond, WA (US); **Richard K. Simms**, Redmond, WA (US); **Linsey K. Mallory**, Montesano, WA (US); **Patrick C. Moran**, Seattle, WA (US); **Ximena Rozo**, Seattle, WA (US); **Juliane B. Trummer**, Seattle, WA (US)

D452,952 S * 1/2002 Teskey D8/331
6,340,933 B1 1/2002 Chen et al.
D458,110 S * 6/2002 Landeros D8/338
6,829,150 B2 12/2004 Larson
D531,882 S * 11/2006 Haugaard et al. D8/336
D543,437 S * 5/2007 Mallory et al. D8/330
D543,831 S * 6/2007 Druckman et al. D8/330

(73) Assignee: **The Boeing Company**, Chicago, IL (US)

(**) Term: **14 Years**

(21) Appl. No.: **29/297,014**

(22) Filed: **Nov. 1, 2007**

Related U.S. Application Data

(62) Division of application No. 29/247,623, filed on Jun. 29, 2006, now Pat. No. Des. 559,077.

(51) **LOC (8) Cl.** **08-07**

(52) **U.S. Cl.** **D8/331**

(58) **Field of Classification Search** D8/330-348,
D8/306, 313, 302; 70/57, 63, 78, 84, 99,
70/101, 141, 208; 292/175, 336.3, 95, 11
See application file for complete search history.

(56) **References Cited**

U.S. PATENT DOCUMENTS

D303,618 S * 9/1989 Russell et al. D8/306
D385,474 S * 10/1997 Rechberg D8/313
D415,406 S * 10/1999 Weinerman et al. D8/331

FOREIGN PATENT DOCUMENTS

WO 2004/021747 A2 3/2004

* cited by examiner

Primary Examiner—Mitchell Siegel

(74) *Attorney, Agent, or Firm*—Ostrager Chong Flaherty & Broitman, P.C.

(57) **CLAIM**

The ornamental design for a slam latch with deadbolt, as shown and described.

DESCRIPTION

FIG. 1 is a perspective view of a first embodiment of a slam latch with deadbolt throw in accordance with the present invention;

FIG. 2 is a front elevational view thereof;

FIG. 3 is a top view thereof;

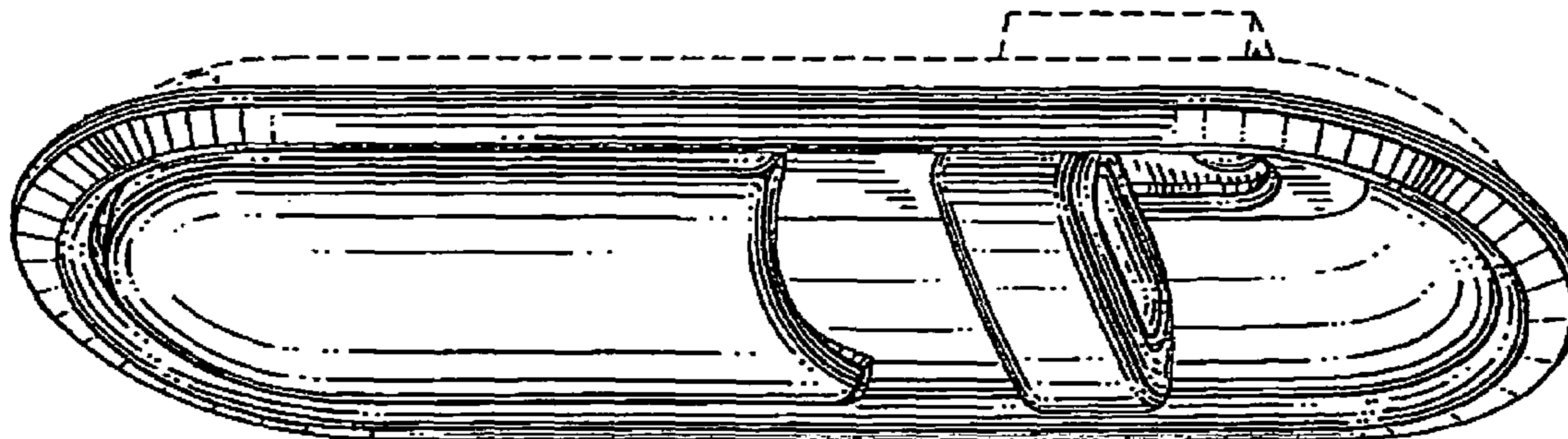
FIG. 4 is a left side view thereof;

FIG. 5 is a right side view thereof;

FIG. 6 is a perspective view of a second embodiment of a slam latch with deadbolt throw of the invention; and,

FIG. 7 is a front elevational view thereof.

1 Claim, 5 Drawing Sheets



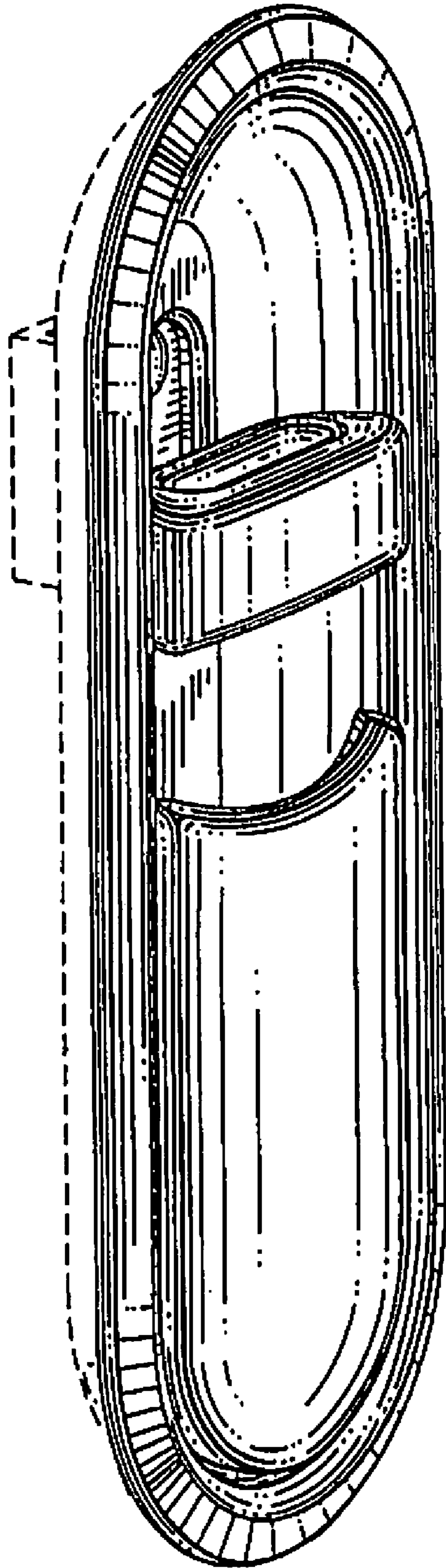


FIG.1

FIG.2

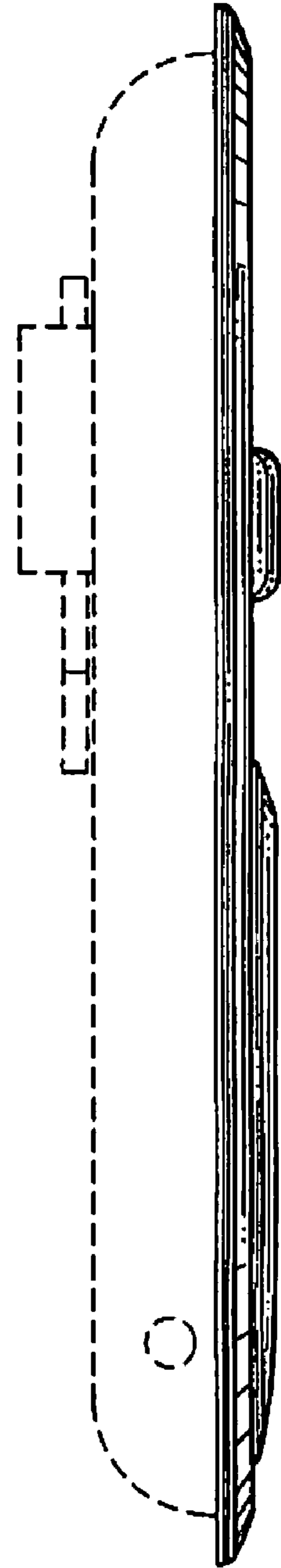
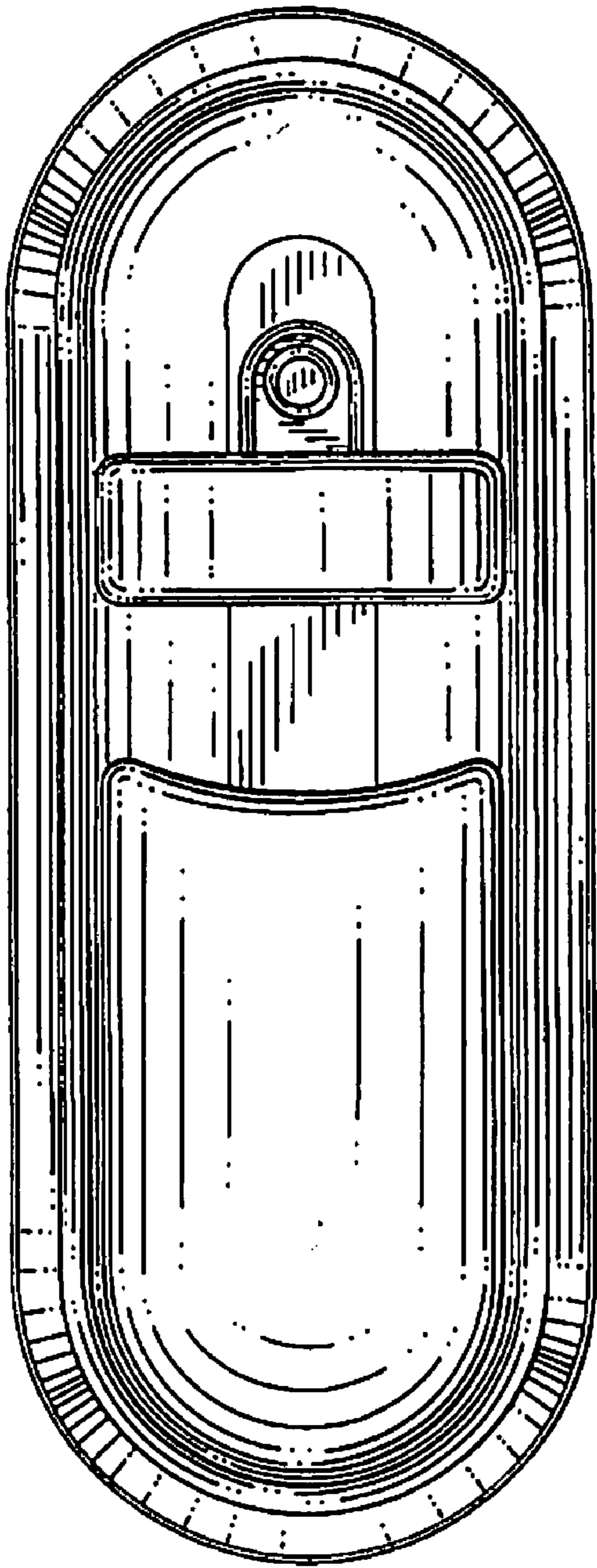


FIG.3

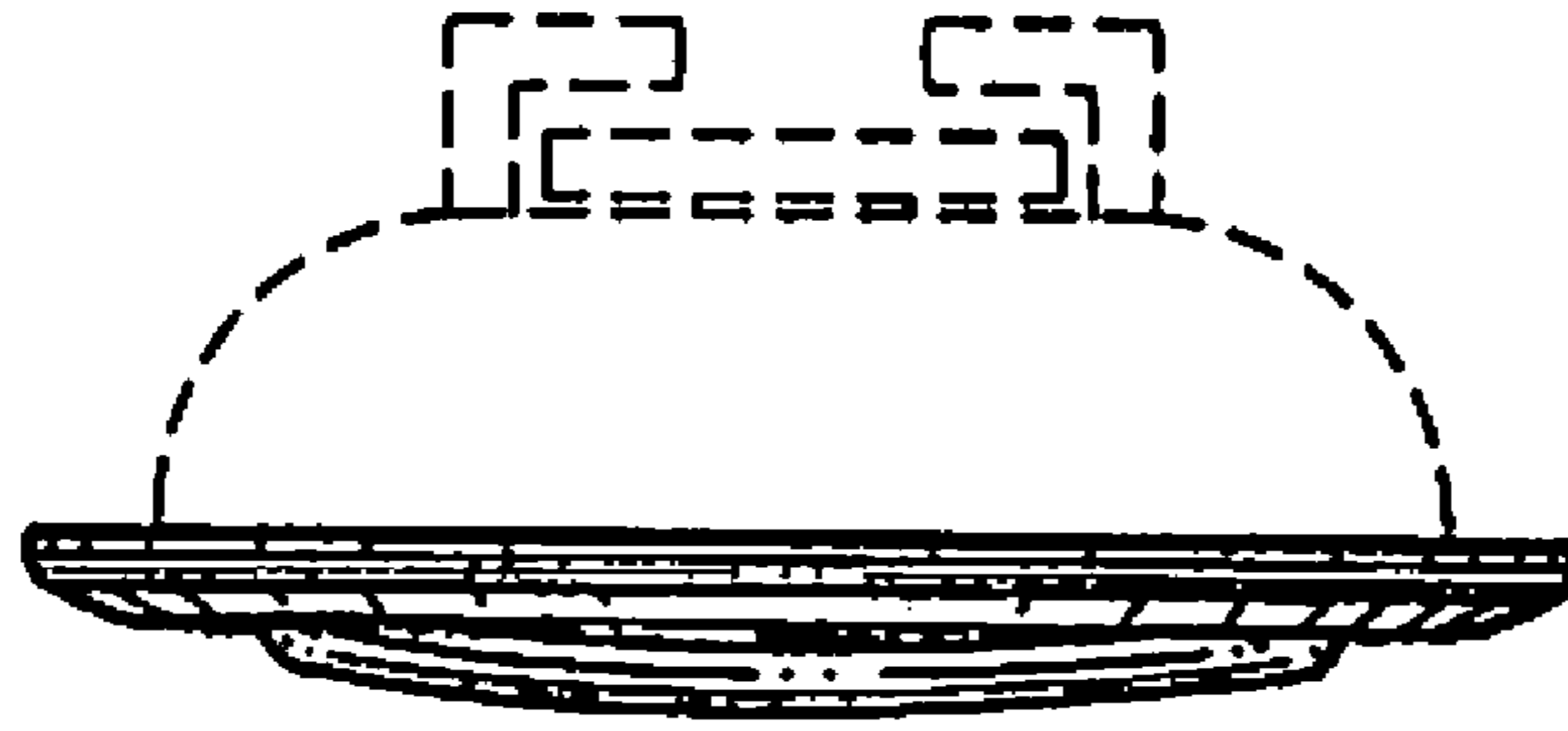


FIG. 5

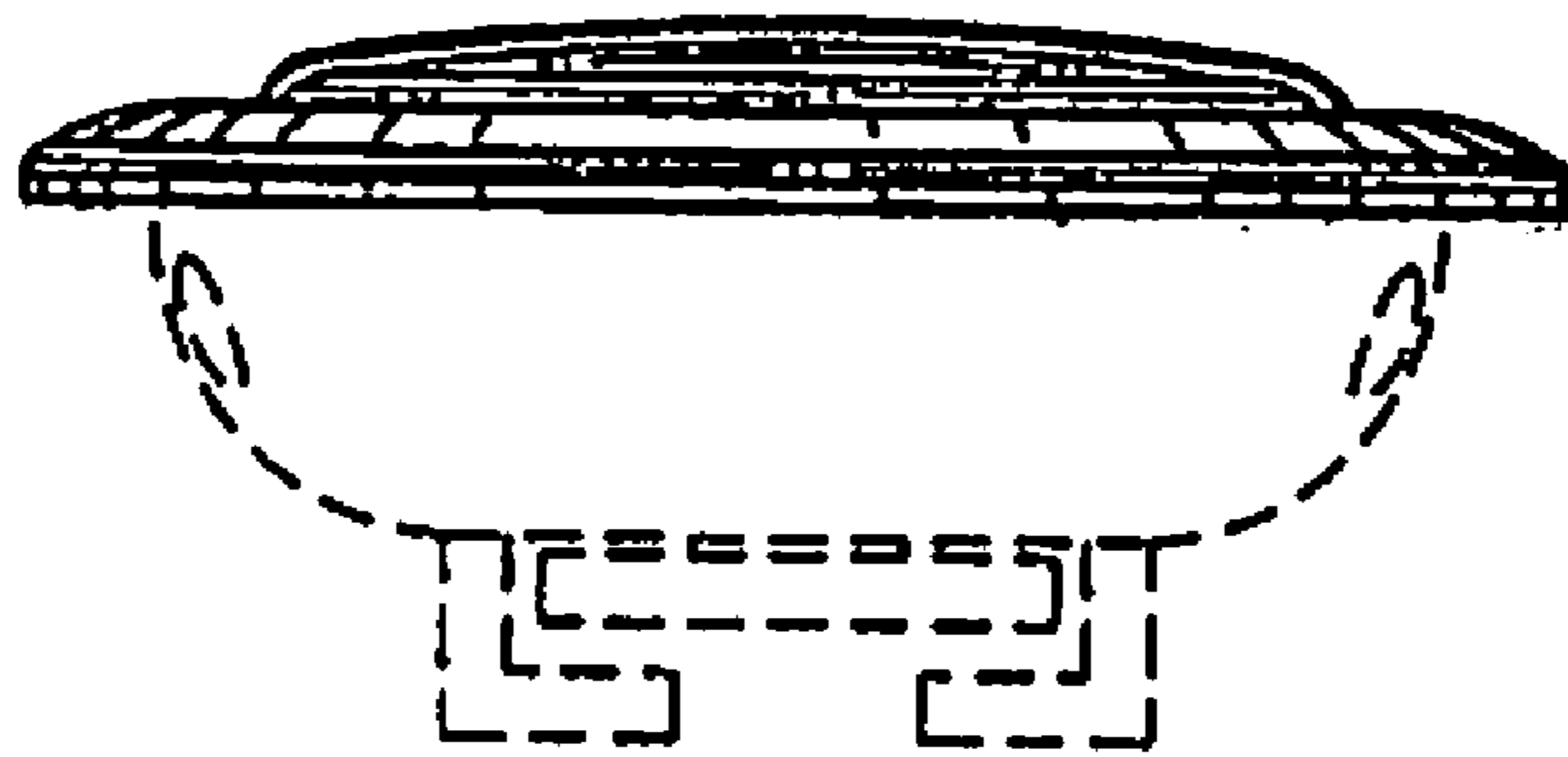


FIG. 4

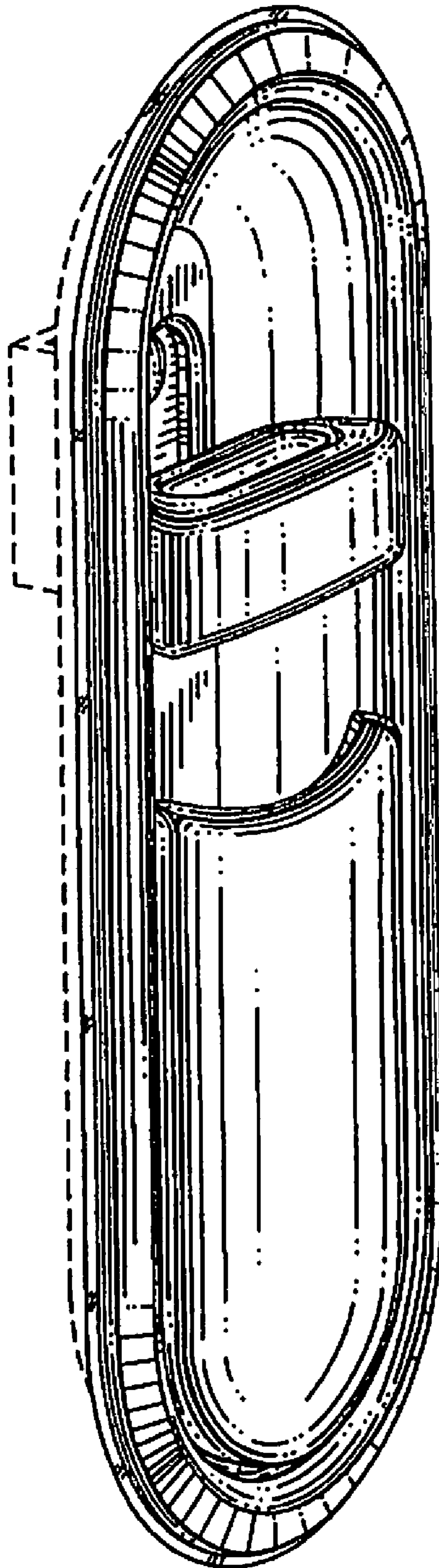


FIG. 6

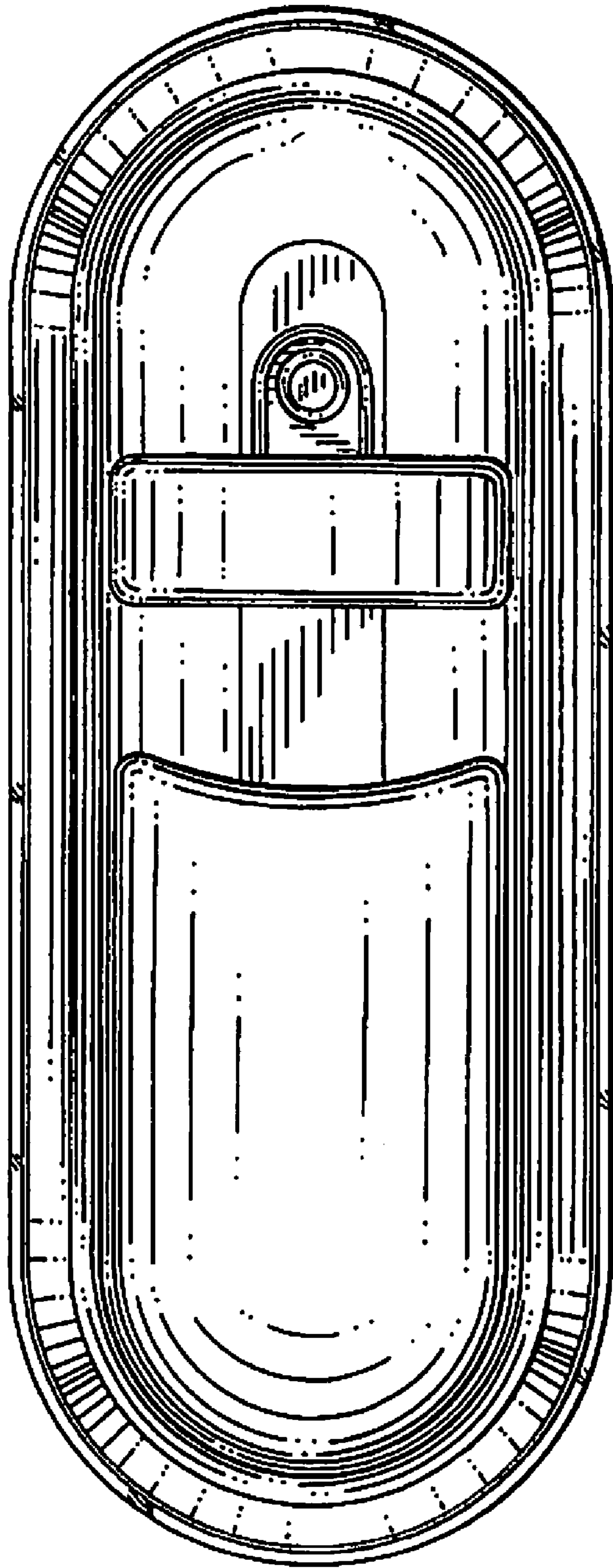


FIG. 7