

US00D567037S

(12) **United States Design Patent**
Taylor

(10) **Patent No.:** **US D567,037 S**

(45) **Date of Patent:** **** Apr. 22, 2008**

(54) **FOOD CUTTER**

(76) Inventor: **Tresna L. Taylor**, 323 Mulholland, Ann Arbor, MI (US) 48103

(**) Term: **14 Years**

(21) Appl. No.: **29/288,207**

(22) Filed: **Jun. 4, 2007**

(51) **LOC (8) Cl.** **07-04**

(52) **U.S. Cl.** **D7/672**

(58) **Field of Classification Search** D7/762-676,
D7/693; 30/114, 301-305, 312; 83/467.1,
83/468.7, 762, 932, 691; 269/288, 87.2,
269/295

See application file for complete search history.

(56) **References Cited**

U.S. PATENT DOCUMENTS

3,319,682	A *	5/1967	Hall	269/288
4,245,973	A *	1/1981	Greaney	249/117
D271,769	S *	12/1983	Daenen et al.	D7/672
D290,570	S *	6/1987	Virk	D7/672
D441,260	S *	5/2001	Holcomb	D7/673
D446,088	S *	8/2001	Pardee	D7/673

D487,002	S *	2/2004	Sarihan	D7/673
D501,371	S *	2/2005	Lo	D7/673
D521,819	S *	5/2006	So et al.	D7/673

* cited by examiner

Primary Examiner—Terry A Wallace

(74) *Attorney, Agent, or Firm*—Barbara M. Burns

(57) **CLAIM**

The ornamental design for a food cutter, as shown and described.

DESCRIPTION

FIG. 1 is a perspective view of the preferred embodiment of a food cutter showing my new design;

FIG. 2 is a front view of the preferred embodiment of a food cutter showing my new design;

FIG. 3 is a back elevational view thereof;

FIG. 4 is a top plan view thereof;

FIG. 5 is a bottom plan view thereof;

FIG. 6 is a right side elevational view thereof; and,

FIG. 7 is a left side elevational view thereof.

1 Claim, 4 Drawing Sheets

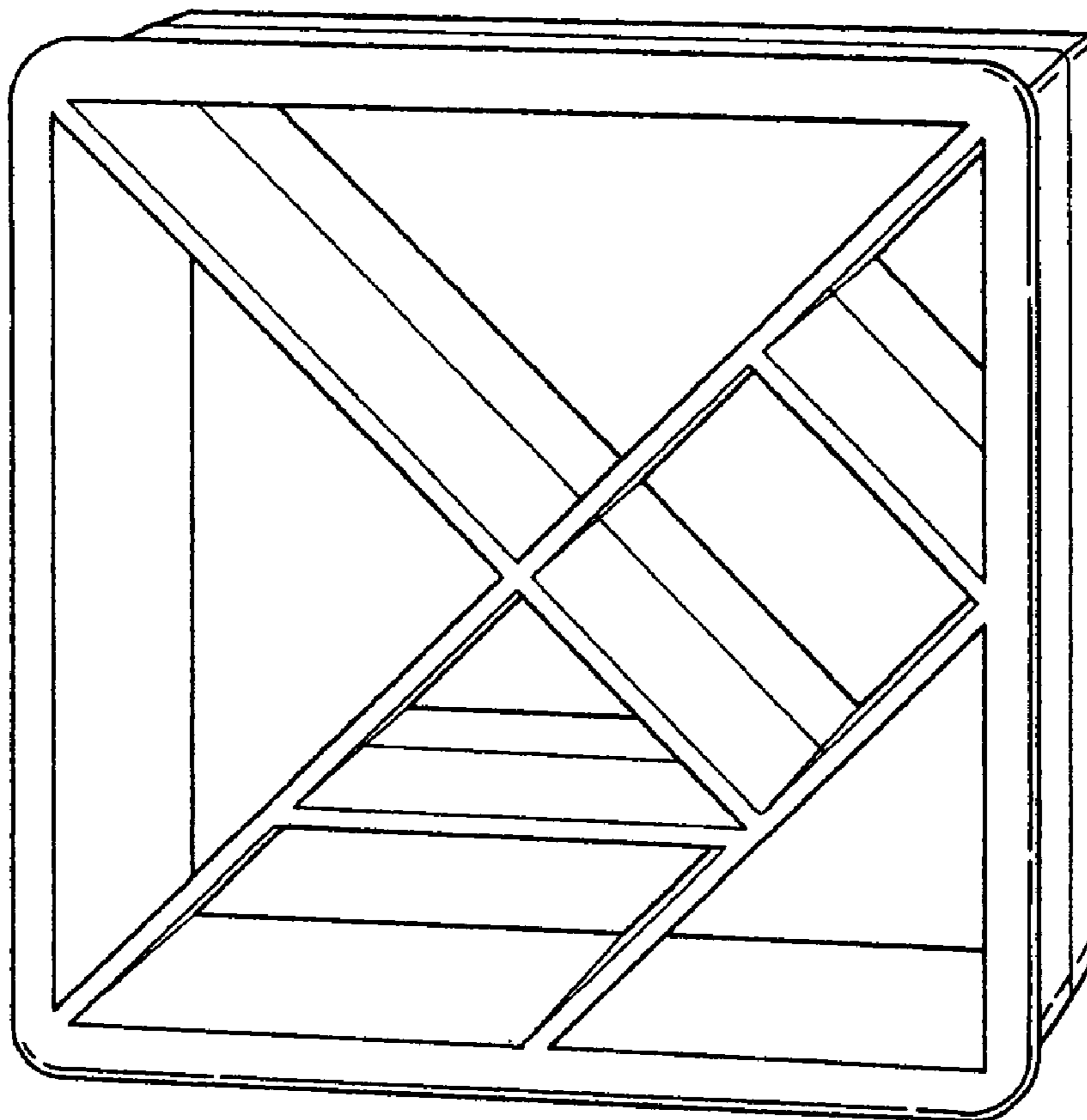
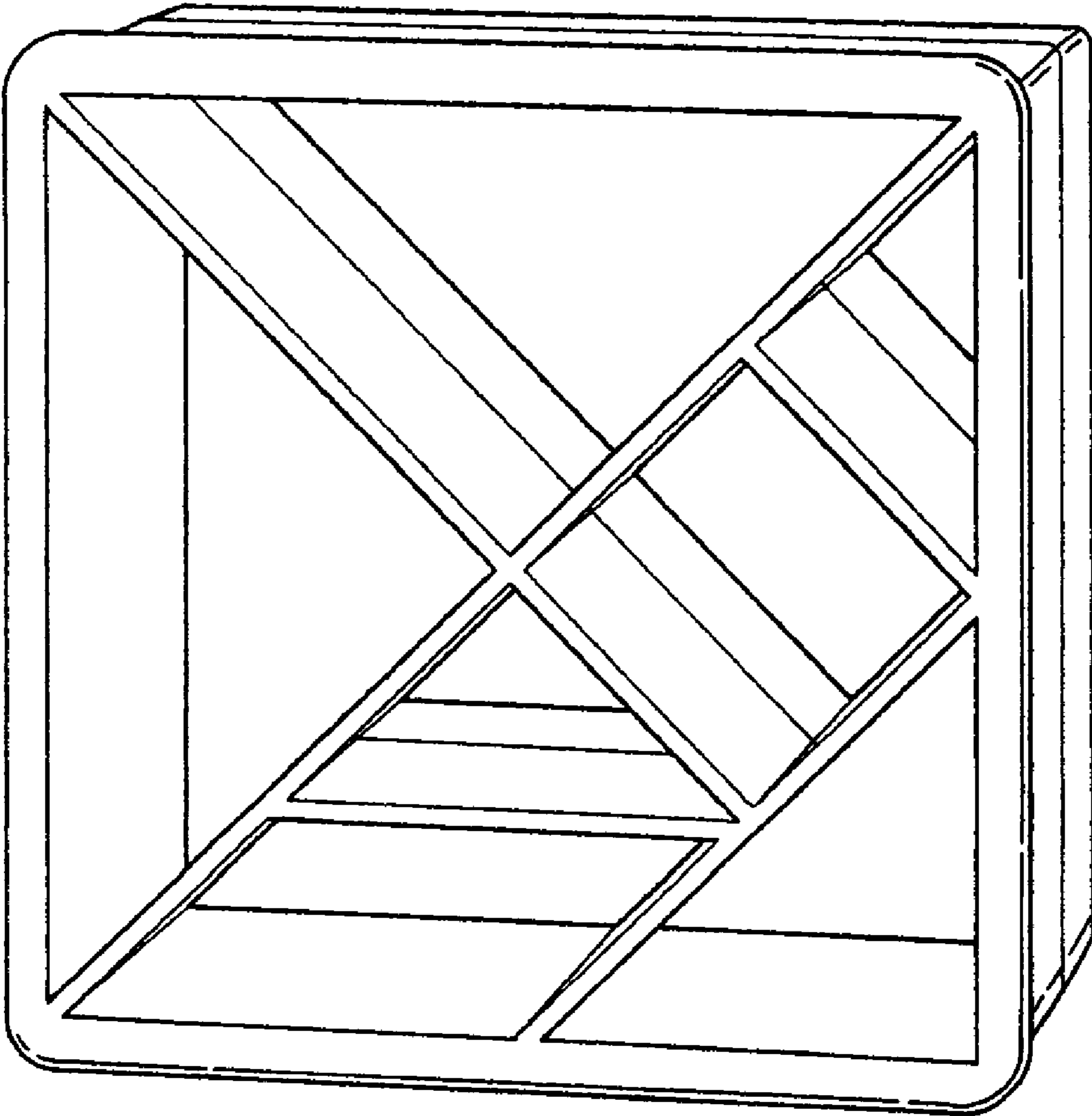


FIG. 1






FIG. 2




FIG. 3

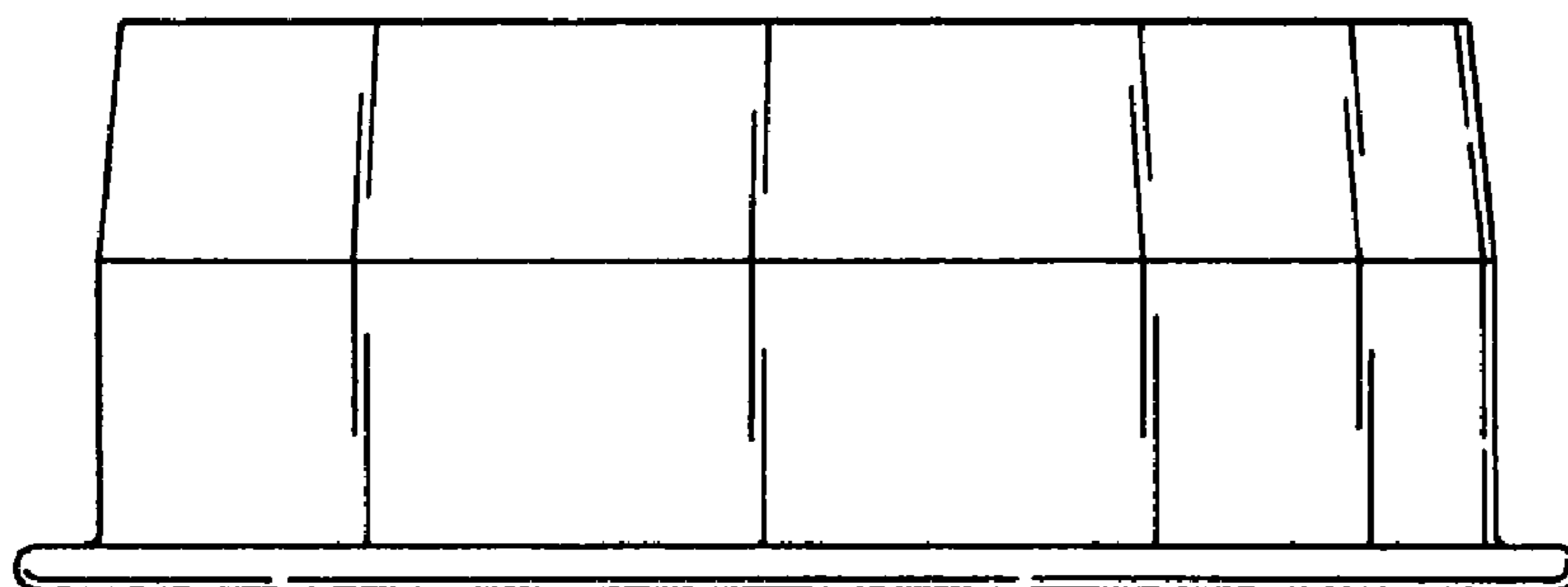


FIG. 4




FIG. 5

FIG. 6

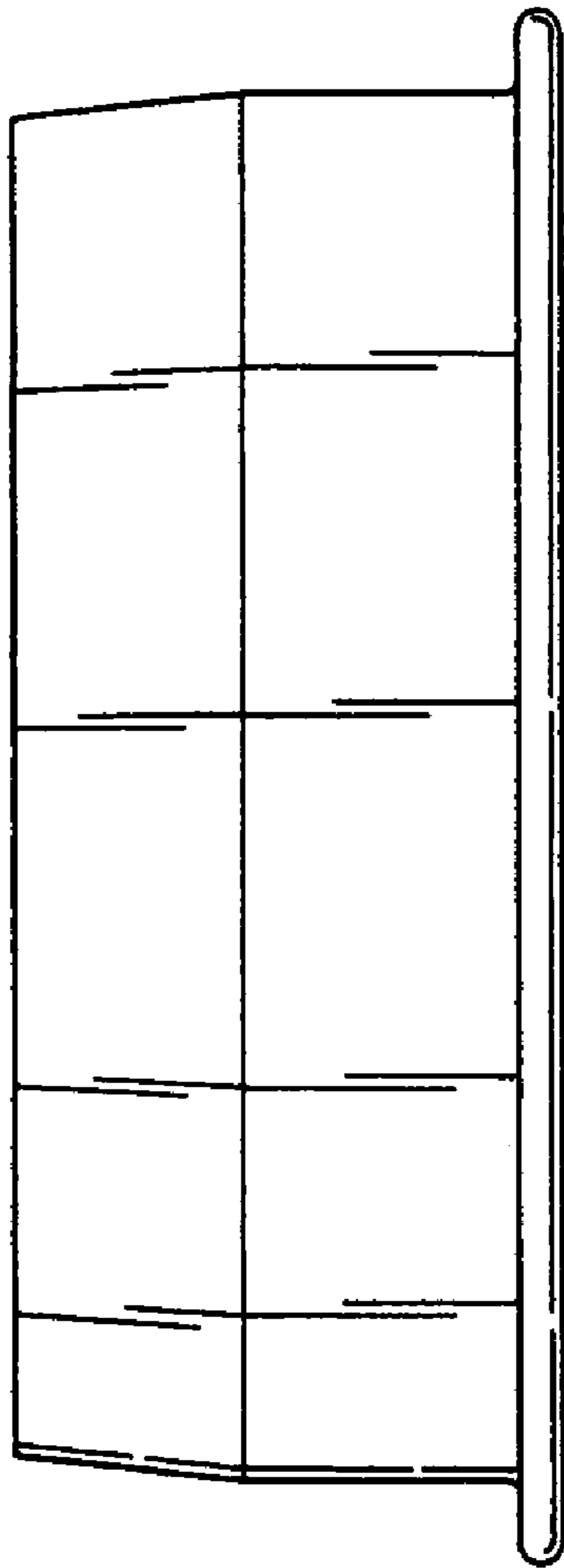


FIG. 7

