



US00D567029S

(12) **United States Design Patent**  
**Valderrama et al.**

(10) **Patent No.:** **US D567,029 S**

(45) **Date of Patent:** **\*\* Apr. 22, 2008**

(54) **BOWL AND BASE ASSEMBLY**

(75) Inventors: **Vincent J. Valderrama**, Stamford, CT  
(US); **Diana Sierra**, Hackensack, NJ  
(US)

(73) Assignee: **Playtex Products, Inc.**, Wesport, CT  
(US)

(\*\*) Term: **14 Years**

(21) Appl. No.: **29/288,825**

(22) Filed: **Jun. 21, 2007**

(51) **LOC (8) Cl.** ..... **07-01**

(52) **U.S. Cl.** ..... **D7/545; D7/602**

(58) **Field of Classification Search** ..... D7/500,  
D7/543-549, 544.1-554.4, 566, 570, 584,  
D7/586-587, 538-542, 602, 629; 422/126;  
431/291-292; 220/574, 574.1, 575; D9/425-432  
See application file for complete search history.

(56) **References Cited**

**U.S. PATENT DOCUMENTS**

- 2,728,209 A \* 12/1955 Bowes et al. .... 220/737
- D248,142 S \* 6/1978 Greger ..... D7/359
- D288,050 S \* 2/1987 Fox et al. .... D7/545
- D452,417 S \* 12/2001 Whitmore et al. .... D7/543
- D466,762 S \* 12/2002 Cote et al. .... D7/545
- D477,186 S \* 7/2003 de Groote et al. .... D7/543
- 6,688,485 B1 \* 2/2004 Lauer et al. .... 220/574

- 6,780,382 B2 \* 8/2004 Furner et al. .... 422/126
- 7,229,280 B2 \* 6/2007 Kubicek et al. .... 431/289
- D550,041 S \* 9/2007 Rush et al. .... D7/542

\* cited by examiner

*Primary Examiner*—Ian Simmons

*Assistant Examiner*—Anna J Burmeister

(74) *Attorney, Agent, or Firm*—Michaud-Duffy Group LLP

(57) **CLAIM**

The ornamental design for a bowl and base assembly, as shown and described.

**DESCRIPTION**

FIG. 1 is a top, front, and left side perspective view of a bowl and base assembly showing our new design;

FIG. 2 is a top, rear, and left side perspective view, shown in an exploded position;

FIG. 3 is a top plan view of FIG. 1;

FIG. 4 is a front elevation view thereof;

FIG. 5 a left elevation view thereof;

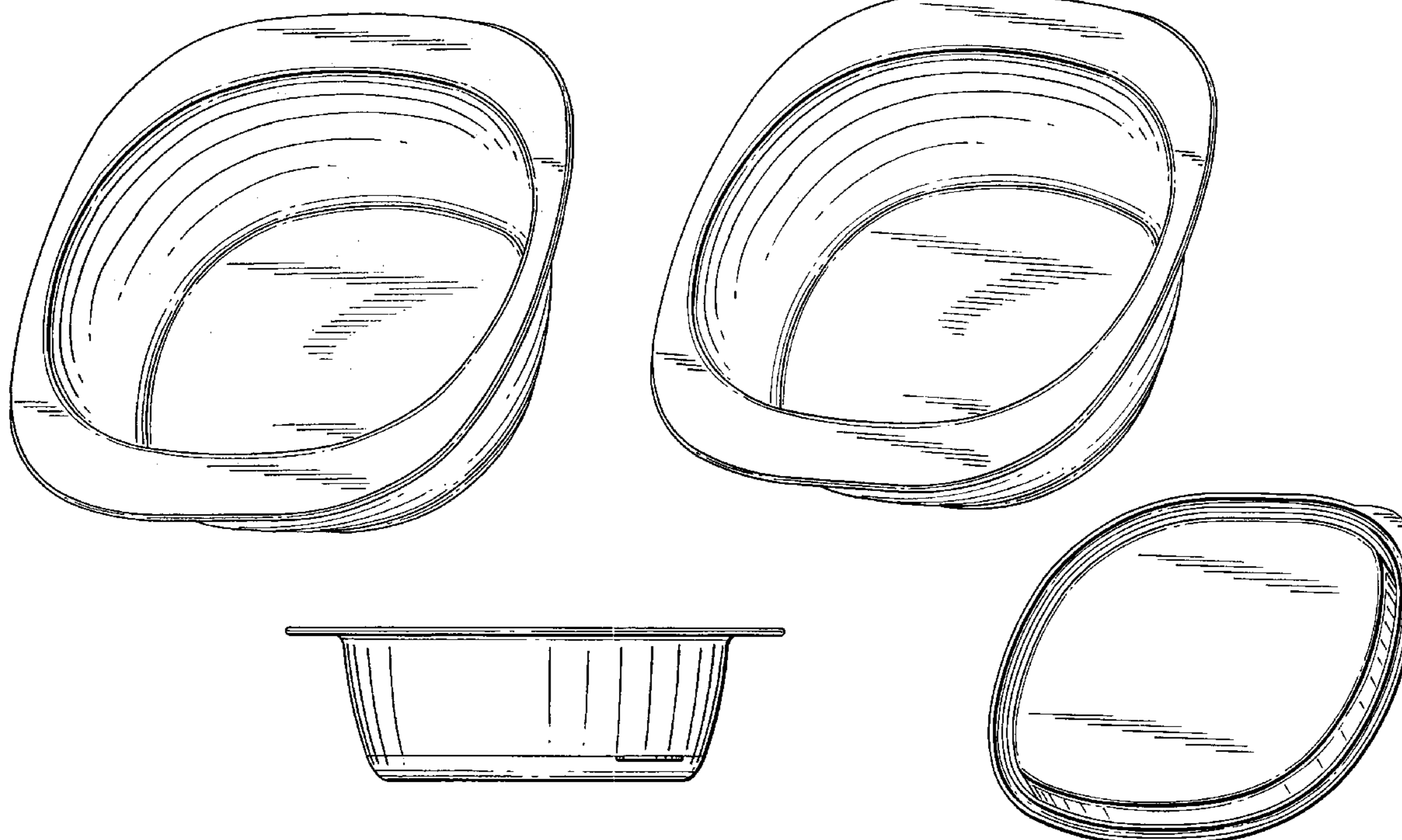
FIG. 6 is a right elevation view thereof;

FIG. 7 is a rear elevation view thereof;

FIG. 8 is a bottom view thereof; and,

FIG. 9 is a cross-sectional view taken along line 9—9 of FIG. 3.

**1 Claim, 6 Drawing Sheets**



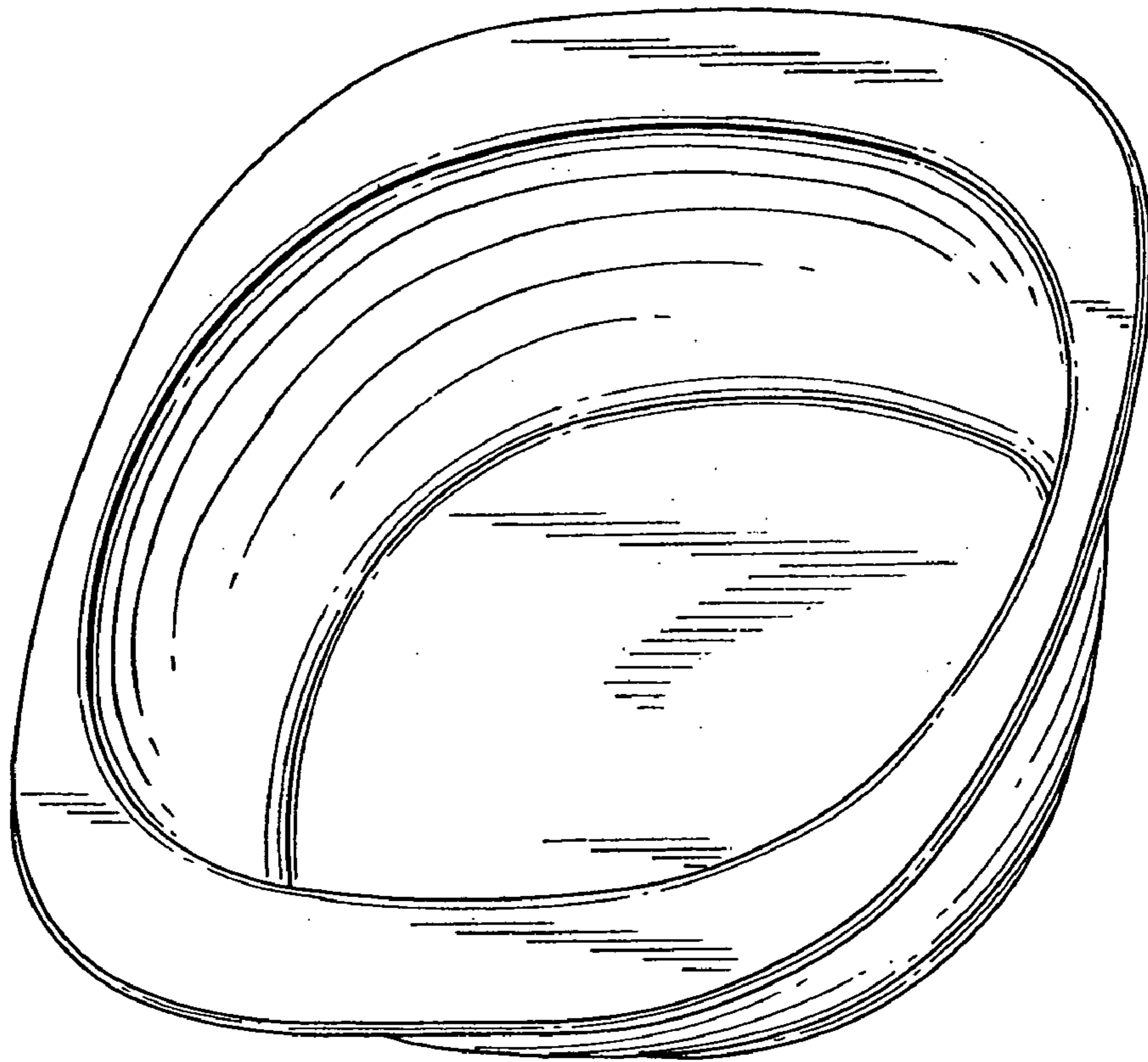


FIG. 1

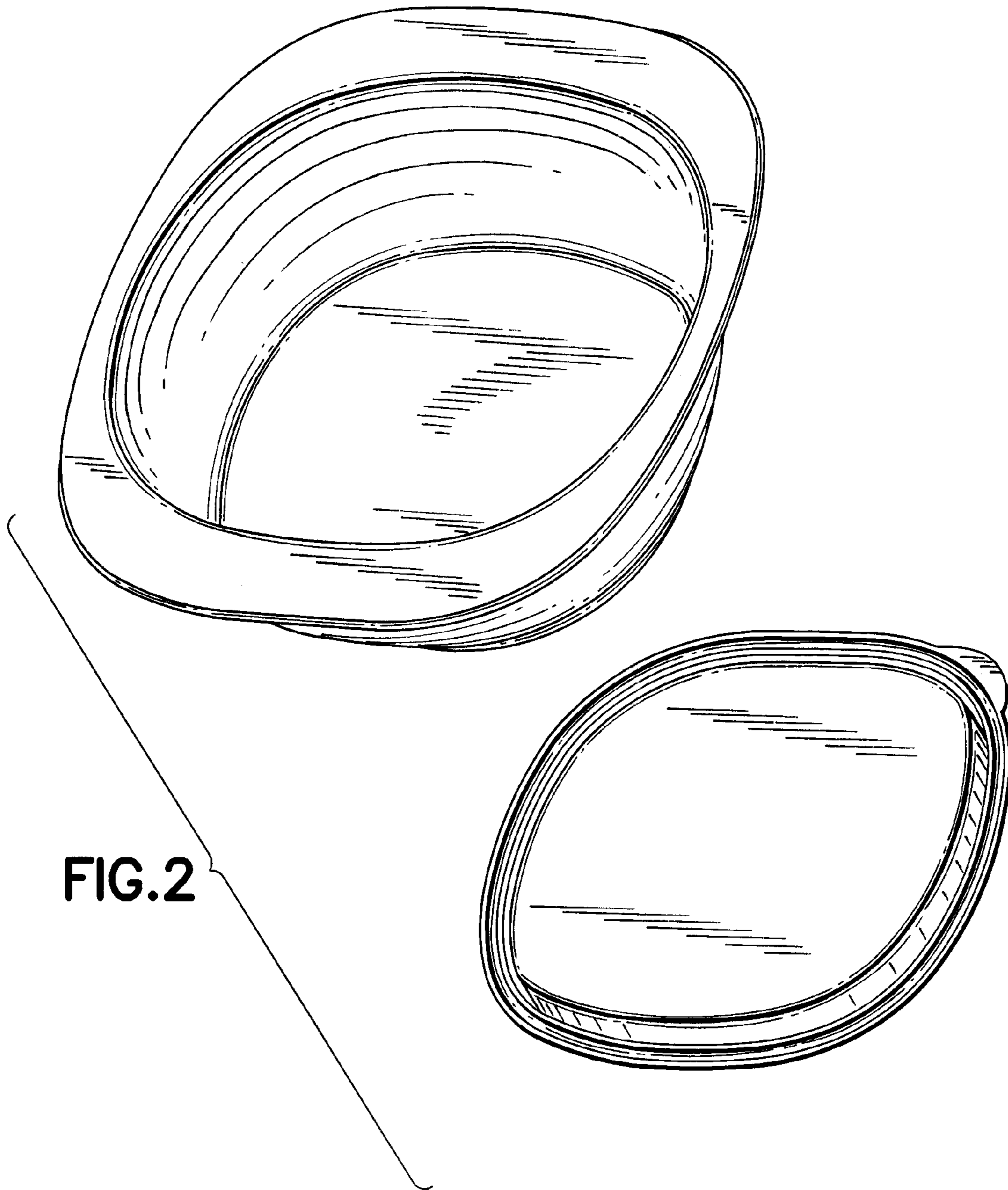


FIG. 2

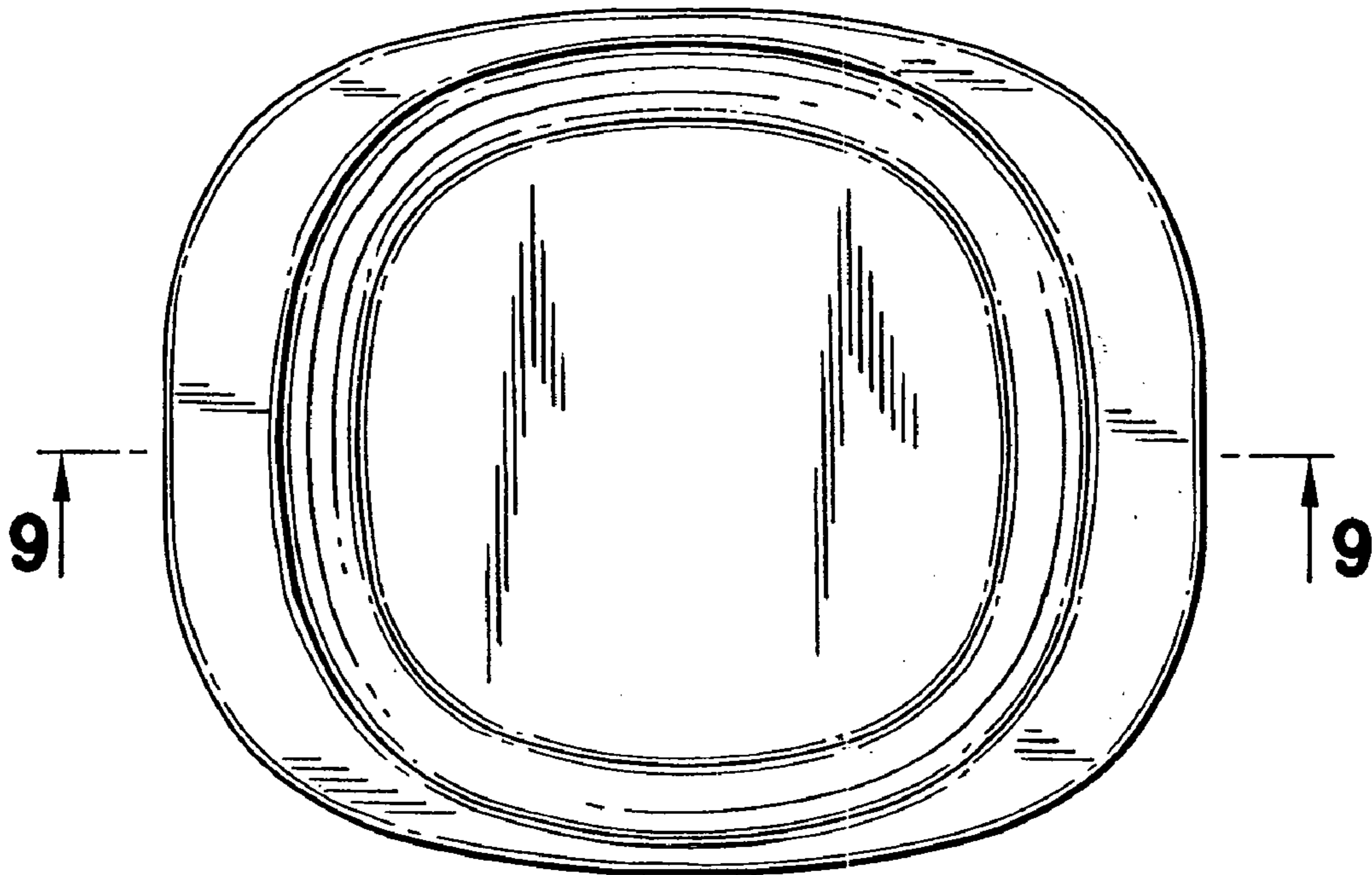


FIG. 3






FIG. 4





**FIG. 5**



**FIG. 6**




FIG. 7

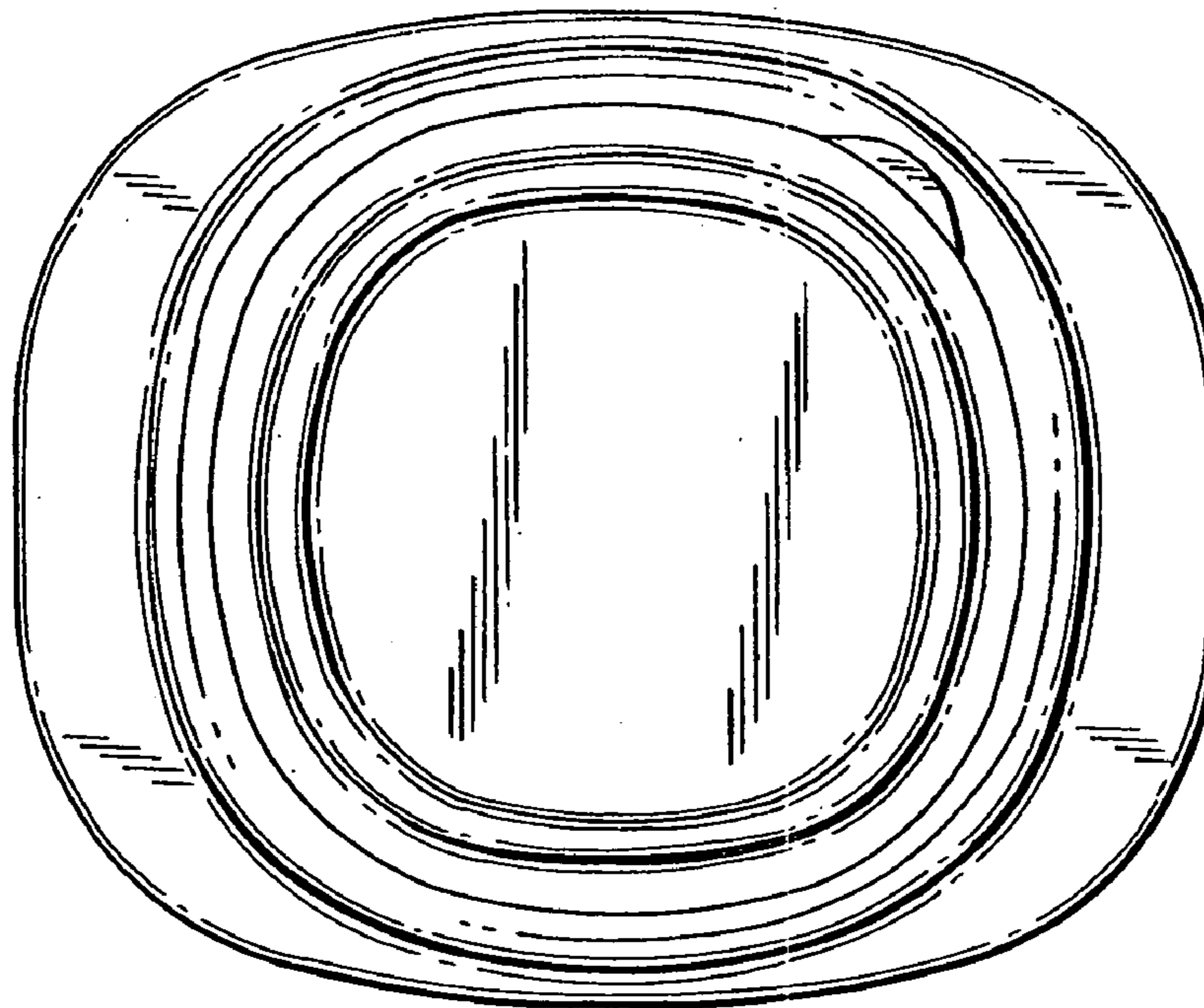


FIG. 8




FIG. 9