

US00D567018S

(12) **United States Design Patent**  
**Sims**

(10) **Patent No.:** **US D567,018 S**  
(45) **Date of Patent:** **\*\* Apr. 22, 2008**

(54) **MICROWAVE DINNER PLATE COVER**

(76) Inventor: **Henry F. Sims**, 1921 Pluto Dr., Bossier City, LA (US) 71112

(\*\*) Term: **14 Years**

(21) Appl. No.: **29/291,318**

(22) Filed: **Aug. 23, 2007**

(51) **LOC (8) Cl.** ..... **07-02**

(52) **U.S. Cl.** ..... **D7/391**

(58) **Field of Classification Search** ..... D7/323,  
D7/325, 354-361, 387, 391, 392.1, 500, 505,  
D7/540, 601, 610, 629; D9/444, 503; 99/323.5,  
99/339; 126/369; 206/574; 220/573.1,  
220/574, 780, 912

See application file for complete search history.

(56) **References Cited**

**U.S. PATENT DOCUMENTS**

- D120,797 S \* 5/1940 Boe ..... D9/503
- D255,528 S \* 6/1980 Seager ..... D7/392.1
- 4,332,188 A \* 6/1982 Rhear ..... 99/323.5
- D266,486 S \* 10/1982 Lutz ..... D9/503
- D297,298 S 8/1988 Sarnoff et al.
- D317,549 S \* 6/1991 Stadelmaier ..... D7/360
- 5,302,791 A 4/1994 Meyers et al.
- 5,511,466 A \* 4/1996 Dzibinski ..... 99/339
- D378,724 S \* 4/1997 Young et al. .... D7/505
- 5,726,426 A 3/1998 Davis et al.

- D427,846 S 7/2000 Hajwanie
- 6,105,810 A 8/2000 Daenen et al.
- D438,754 S \* 3/2001 Mendelson ..... D7/391
- 6,325,234 B1 12/2001 Legaspi
- 6,526,875 B1 \* 3/2003 Dzibinski ..... 99/339
- D480,263 S \* 10/2003 Lillelund et al. .... D7/392.1
- 6,803,552 B1 10/2004 Irizarry et al.
- D514,372 S \* 2/2006 Kaposi et al. .... D7/354
- D514,375 S 2/2006 Montano
- D523,333 S \* 6/2006 Moretti ..... D9/444
- D535,143 S \* 1/2007 Kortleven ..... D7/391

\* cited by examiner

*Primary Examiner*—Mimosa De

*Assistant Examiner*—Ricky Pham

(74) *Attorney, Agent, or Firm*—Robert C. Montgomery;  
Eugene A. Vittone, II

(57) **CLAIM**

The ornamental design for a microwave dinner plate cover, as shown.

**DESCRIPTION**

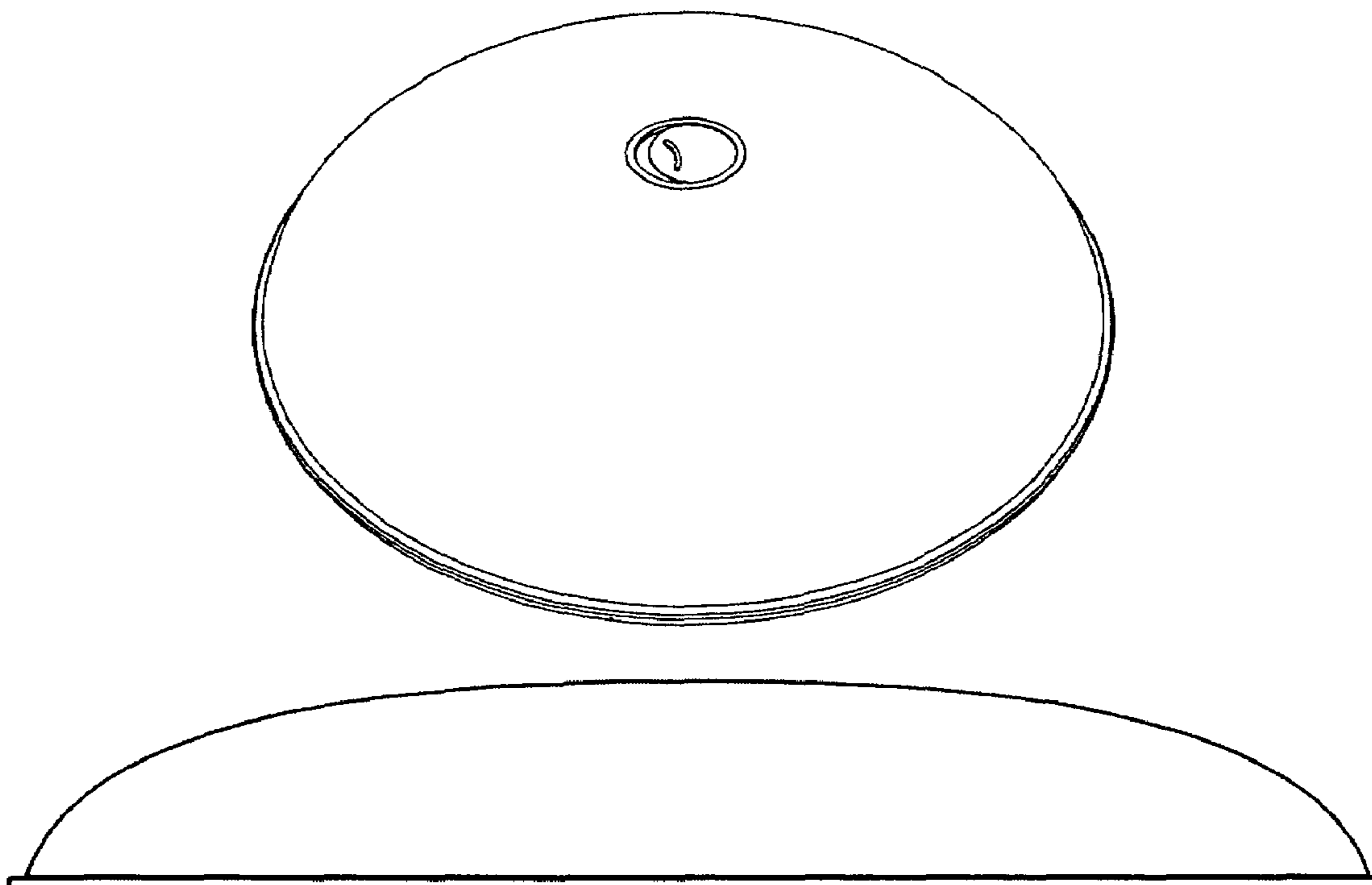
FIG. 1 is a perspective view of a microwave dinner plate cover showing my new design;

FIG. 2 is a front view thereof;

FIG. 3 is a top view thereof; and,

FIG. 4 is a bottom view thereof.

**1 Claim, 4 Drawing Sheets**



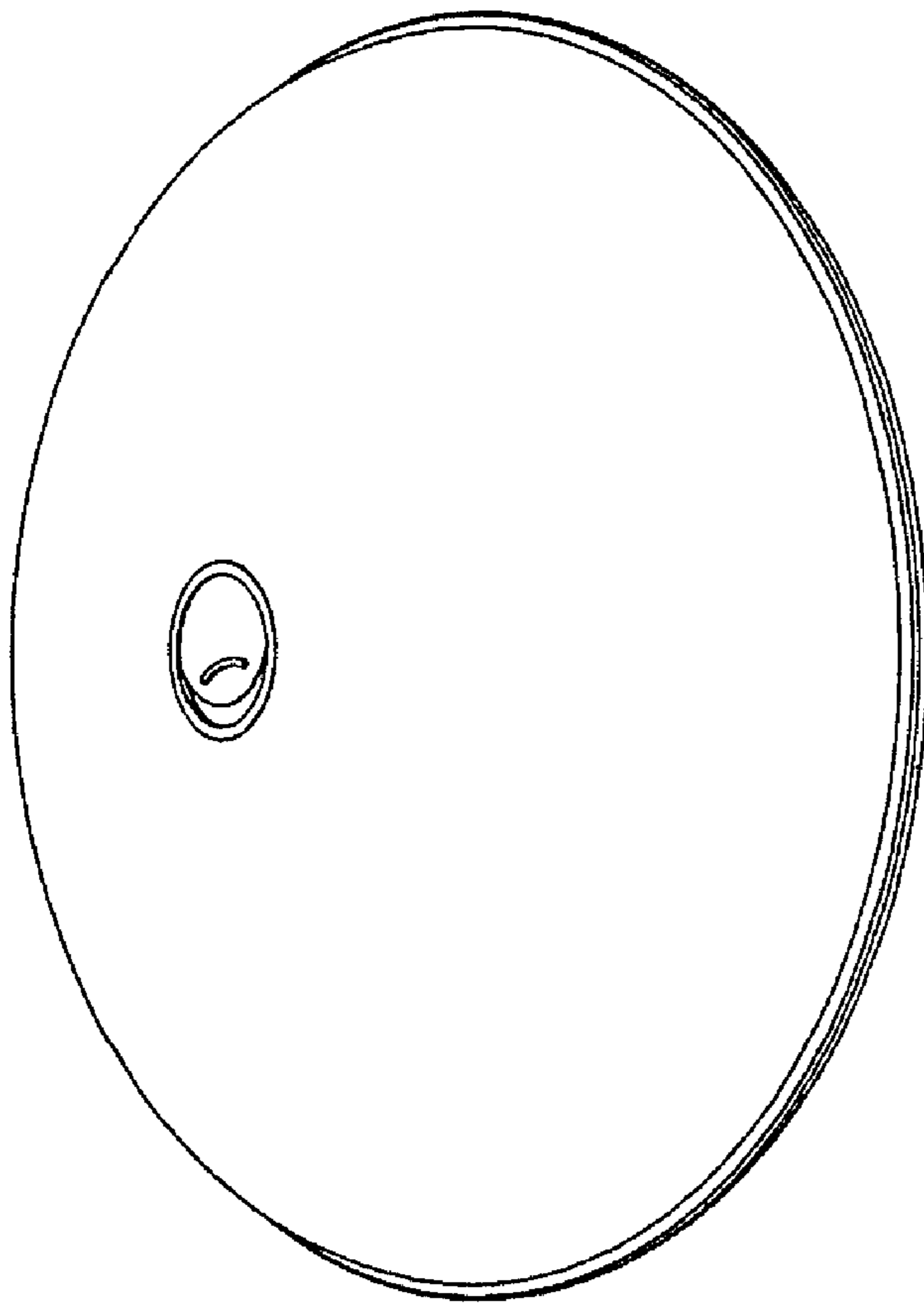


Fig. 1




Fig. 2

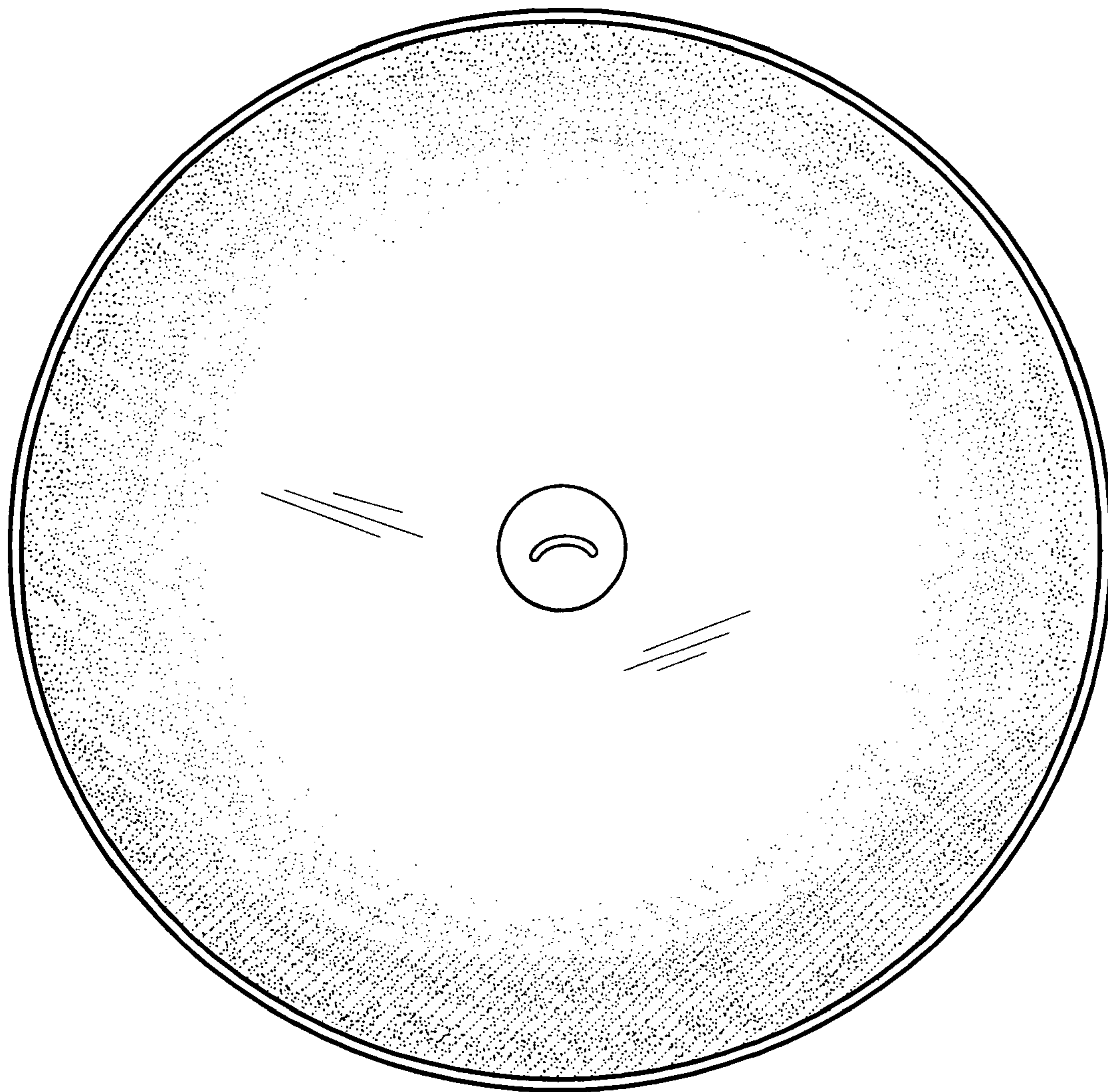


Fig. 3

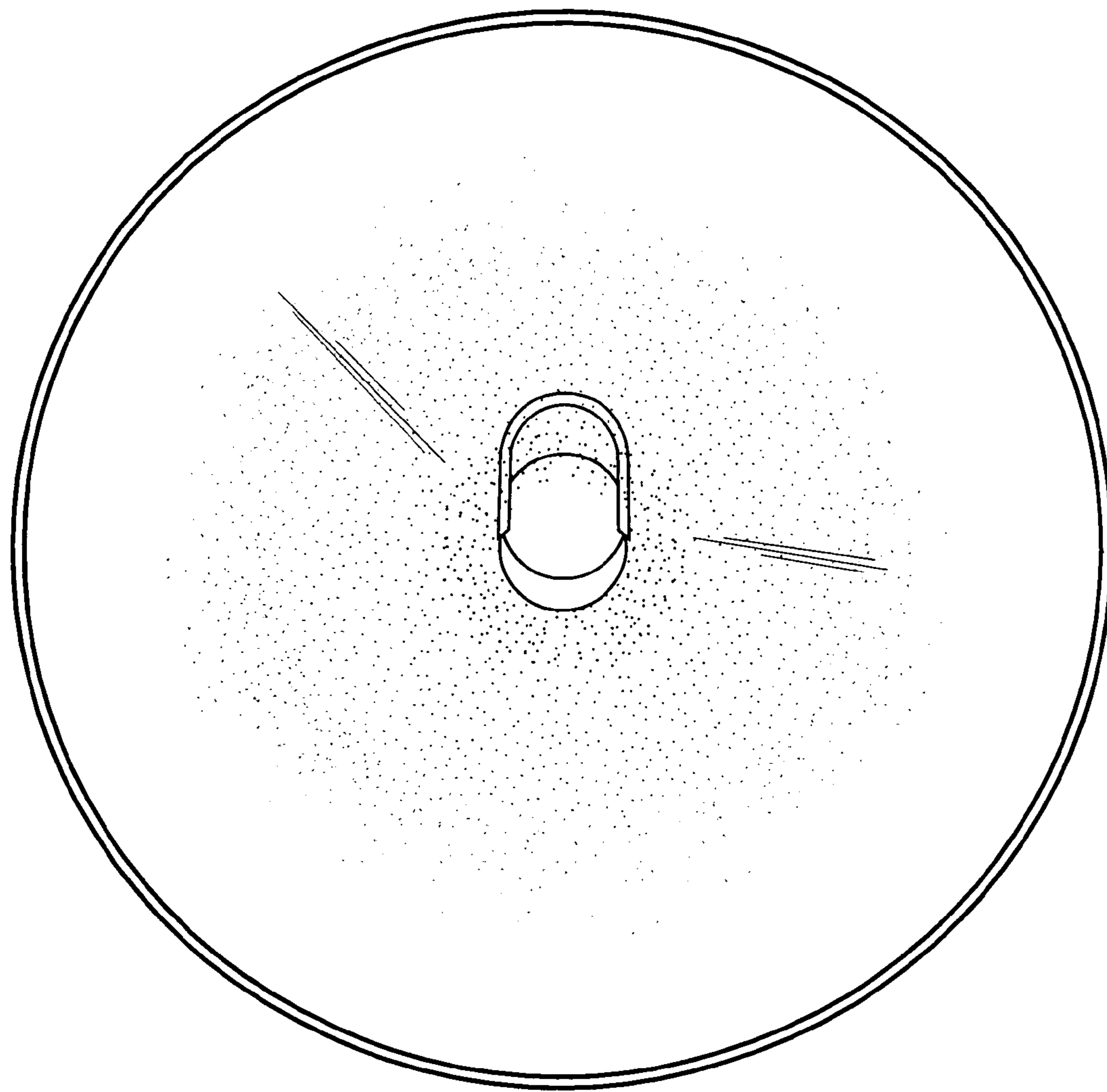


Fig. 4