



US00D567015S

(12) **United States Design Patent**
Chapman

(10) **Patent No.:** **US D567,015 S**

(45) **Date of Patent:** **** Apr. 22, 2008**

(54) **HOT DOG STEAMER**

(75) Inventor: **Peter A. Chapman**, Avon By The Sea, NJ (US)

(73) Assignee: **Maverick Industries, Inc.**, Edison, NJ (US)

(**) Term: **14 Years**

(21) Appl. No.: **29/286,883**

(22) Filed: **May 21, 2007**

(51) **LOC (8) Cl.** **07-02**

(52) **U.S. Cl.** **D7/354**

(58) **Field of Classification Search** D7/323-354, D7/356-365, 402; D14/143; D21/611, 656; D25/65; D30/160; 99/324-325, 339, 357, 99/395, 410, 421 R, 422, 443 C, 448; 126/19 R, 126/20, 275 R, 275 E, 369, 377; 219/214, 219/388, 441, 464.1, 470-476, 620-622, 219/385-386; 220/573.1-574

See application file for complete search history.

(56) **References Cited**

U.S. PATENT DOCUMENTS

D148,943 S *	3/1948	Nassif	D7/365
D182,273 S *	3/1958	Connolly	D7/338
D278,505 S	4/1985	Mackin	
D301,508 S *	6/1989	Havelock	D21/656
D302,692 S *	8/1989	Gobindram	D14/143
D352,319 S *	11/1994	Lin	D21/611
D362,727 S *	9/1995	Wilcox	D25/65
D374,229 S *	10/1996	Fitzgerald et al.	D14/143
D451,754 S	12/2001	Cousins et al.	

D467,688 S *	12/2002	Yamazaki	D30/160
D467,983 S *	12/2002	Yamazaki	D21/611
D515,864 S *	2/2006	Elnekaveh	D7/338

* cited by examiner

Primary Examiner—Caron D. Veynar

Assistant Examiner—Ricky Pham

(74) *Attorney, Agent, or Firm*—Lerner, David, Littenberg, Krumholz & Mentlik, LLP

(57) **CLAIM**

The ornamental design for a hot dog steamer, as shown and described.

DESCRIPTION

FIG. 1 is a top, perspective view of a hot dog steamer, in accordance with the present invention;

FIG. 2 is a front, elevational view of the hot dog steamer shown in FIG. 1;

FIG. 3 is a rear, elevational view of the hot dog steamer shown in FIG. 1;

FIG. 4 is a right side elevational view of the hot dog steamer shown in FIG. 1; the left side elevational view being a mirror image thereof;

FIG. 5 is a top plan view of the hot dog steamer shown in FIG. 1; and,

FIG. 6 is a bottom view of the hot dog steamer shown in FIG. 1.

The broken lines shown in the drawings are for illustrative purposes and form no part of the claim design in which they appear.

1 Claim, 6 Drawing Sheets

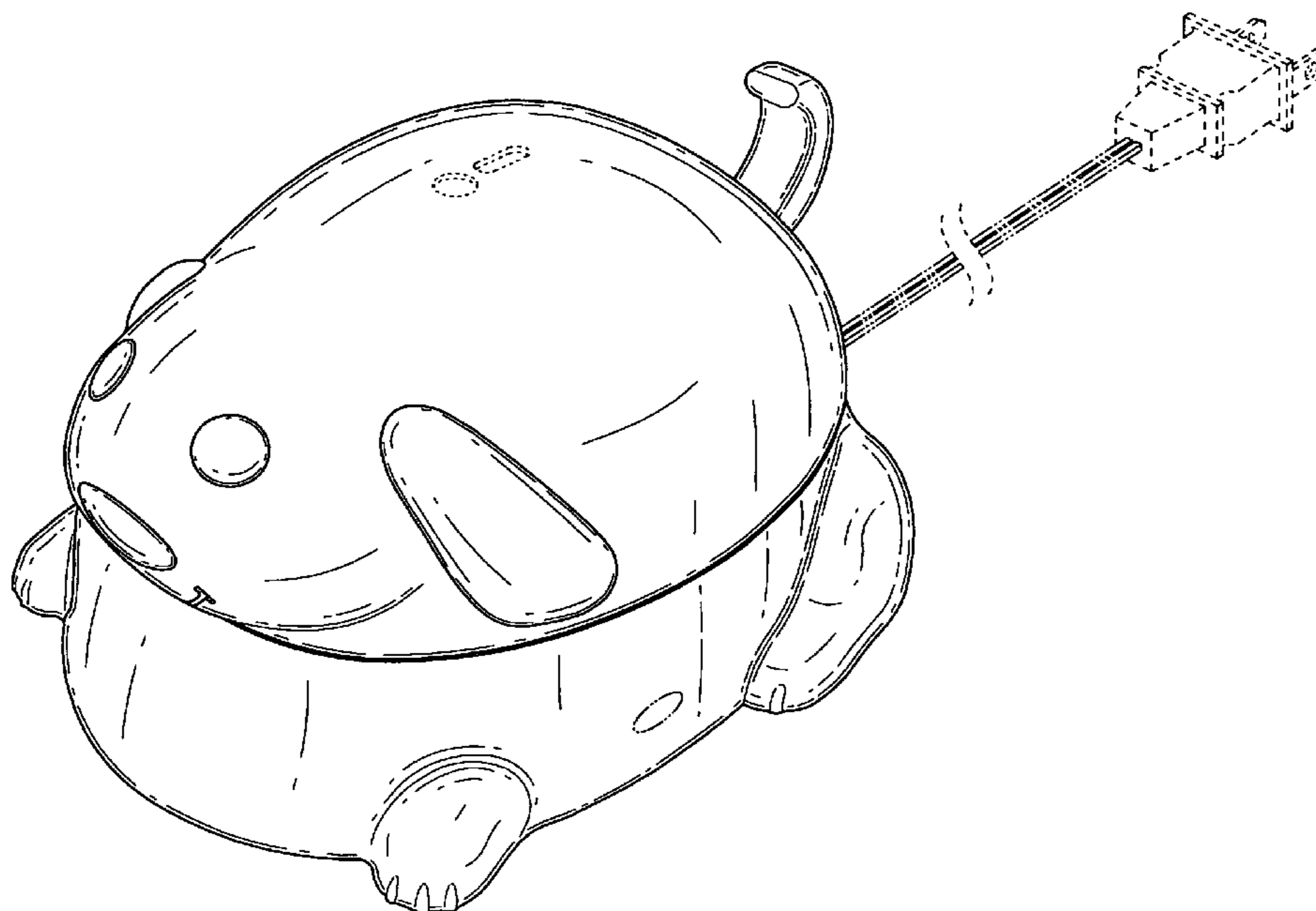


FIG. 1

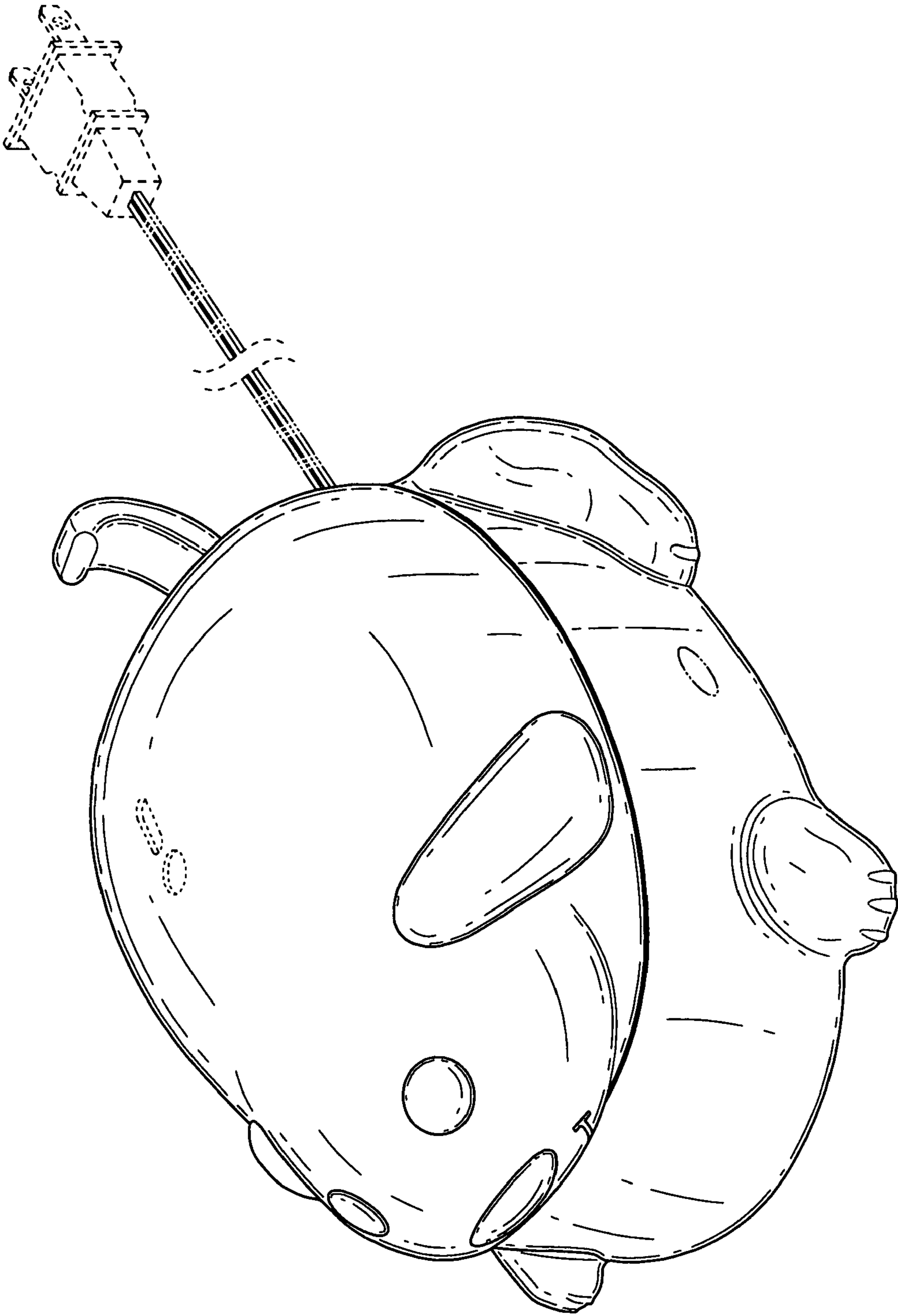


FIG. 2




FIG. 3

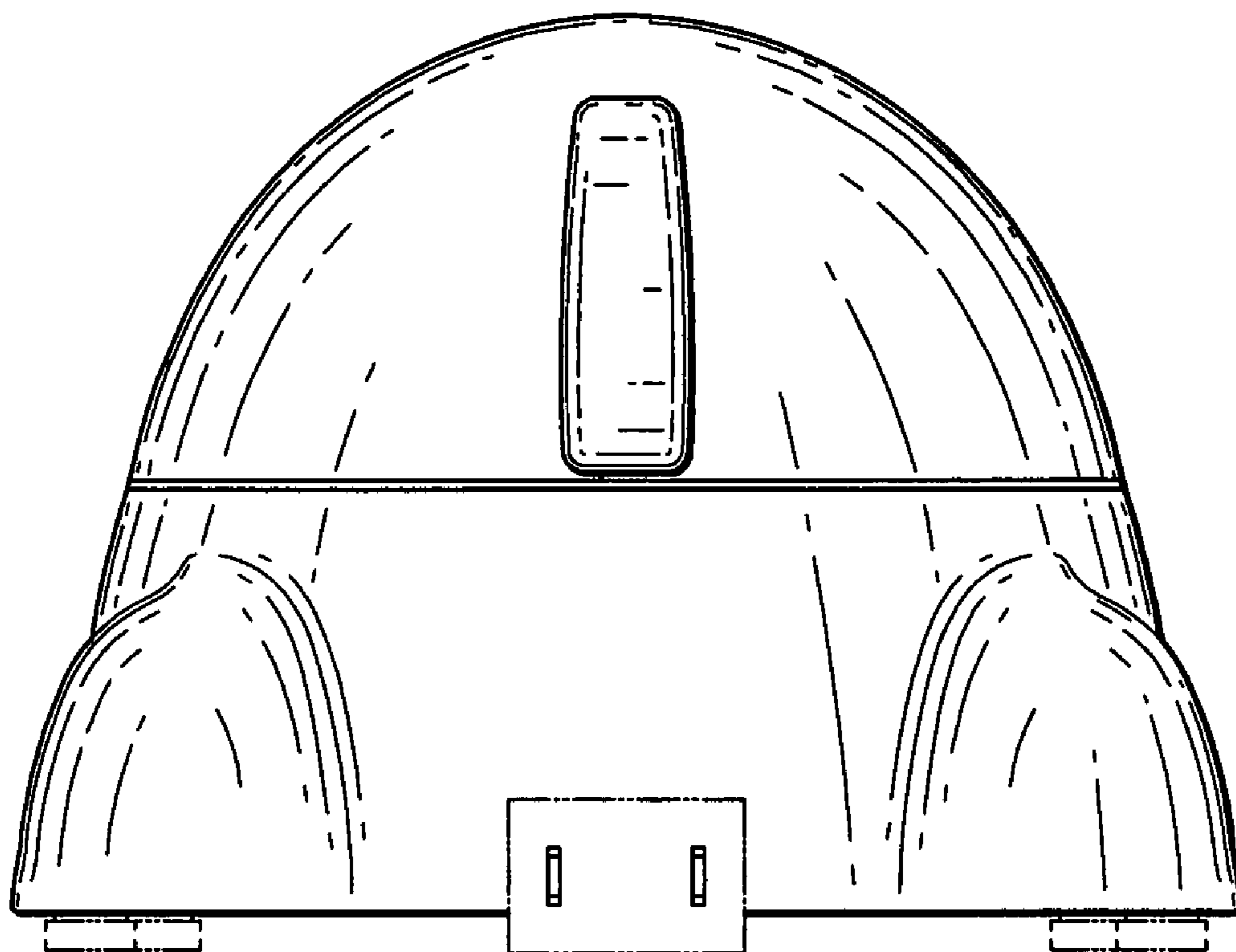


FIG. 4

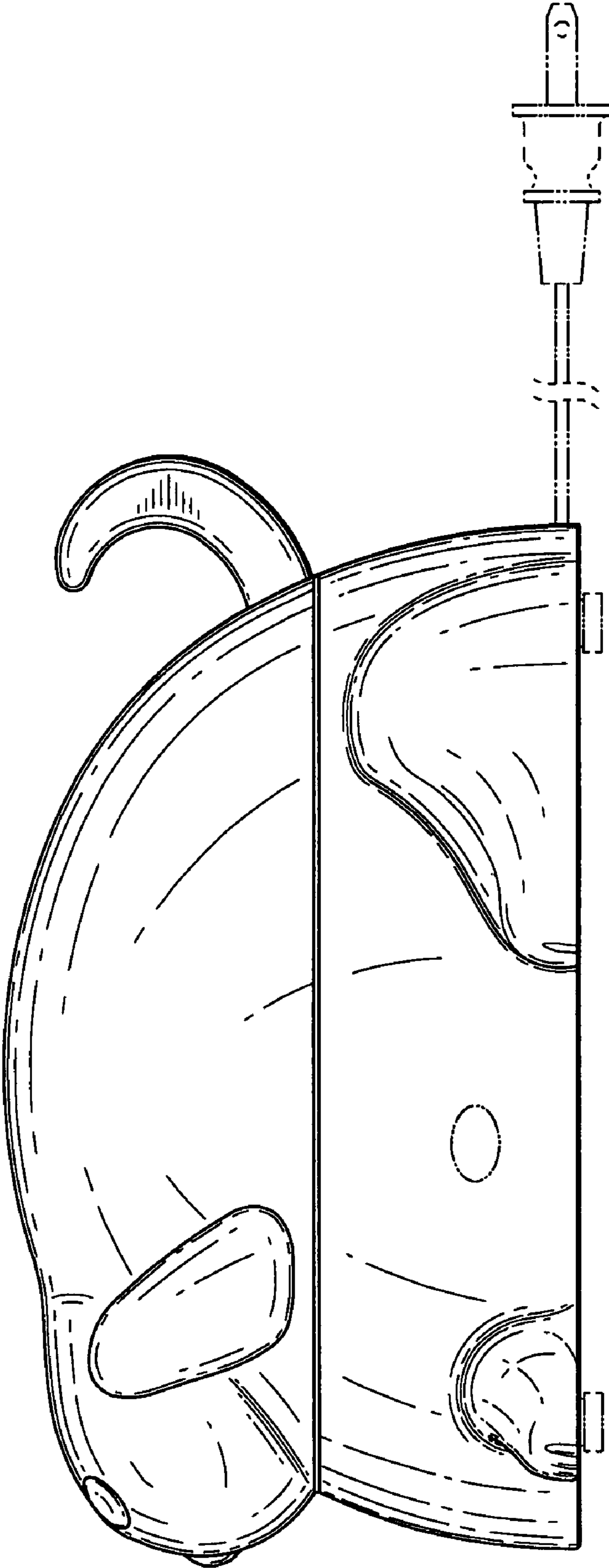


FIG. 5

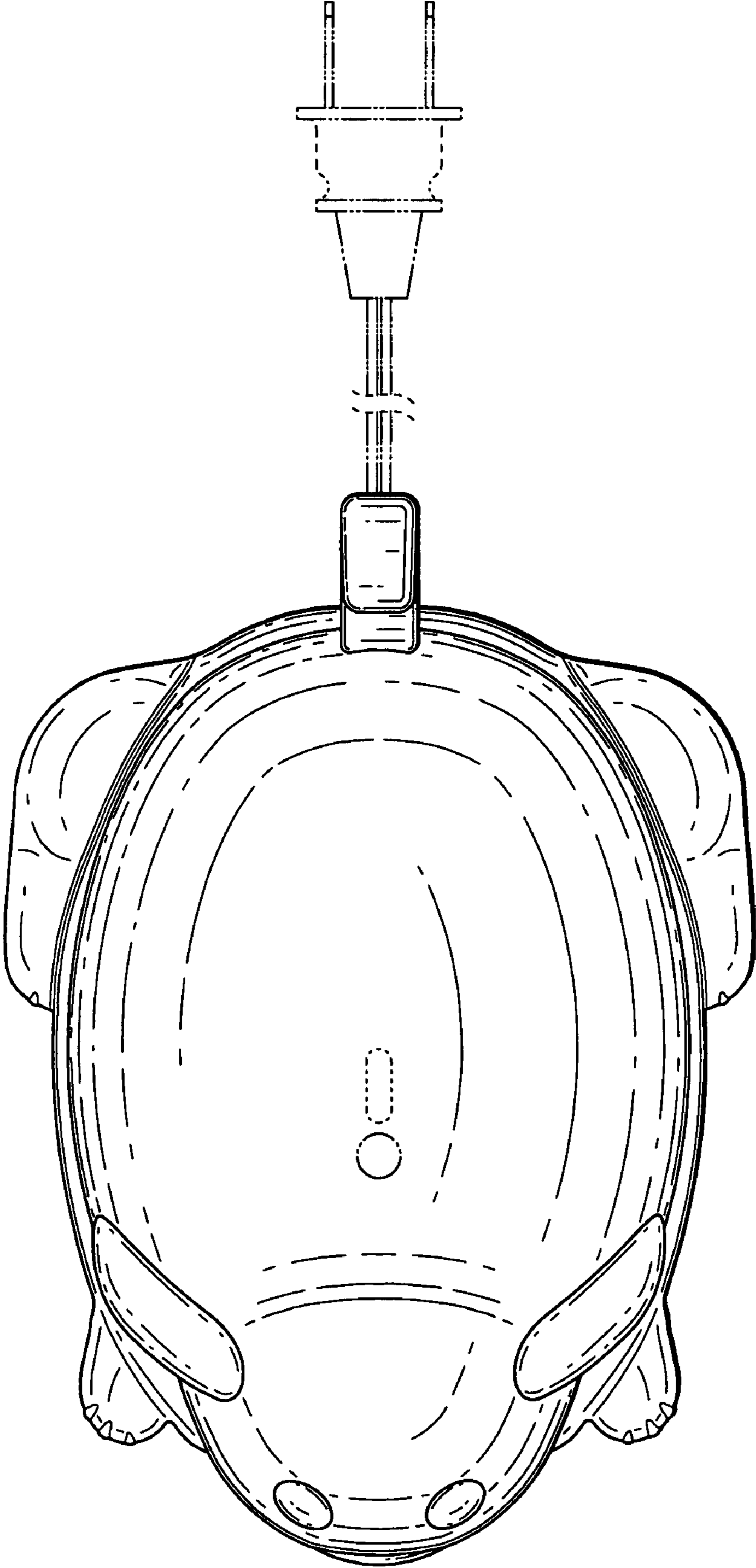


FIG. 6

