



US00D567001S

(12) **United States Design Patent**  
**Rosen**

(10) **Patent No.:** **US D567,001 S**

(45) **Date of Patent:** **\*\* Apr. 22, 2008**

(54) **TOWEL BAR AND TUB DRYING RACK**

D547,098 S \* 7/2007 Goodman et al. .... D6/514  
D551,007 S \* 9/2007 Trinko ..... D6/566

(76) **Inventor:** **Frederick K. Rosen**, 2002 Middleton Dr., Wheaton, IL (US) 60187-8164

\* cited by examiner

(\*\*) **Term:** **14 Years**

*Primary Examiner*—Brian N Vinson  
(74) *Attorney, Agent, or Firm*—Vedder Price P.C.

(21) **Appl. No.:** **29/250,962**

(57) **CLAIM**

(22) **Filed:** **Dec. 7, 2006**

The ornamental design of the towel bar and tub drying rack, as shown and described.

(51) **LOC (8) Cl.** ..... **06-04**

(52) **U.S. Cl.** ..... **D6/566; D6/513**

(58) **Field of Classification Search** ..... D6/512–514, D6/553, 566–567; 206/207, 213, 576, 278, 206/9, 300, 557; 211/13.1, 85.3, 30, 30.4, 211/60.1, 71.01, 74, 85.24, 85.25, 86.01, 211/90.03, 106, 181.1; 248/121, 153, 175, 248/249, 302, 309.1, 317

**DESCRIPTION**

See application file for complete search history.

FIG. 1 is a perspective view of the towel bar and tub drying rack showing my new design;

FIG. 2 is a front view of my new design;

FIG. 3 is a rear view of my new design;

FIG. 4 is a view of one side of my new design, the other side being a mirror image thereof;

FIG. 5 is a top view of my new design; and,

FIG. 6 is a bottom view of my new design.

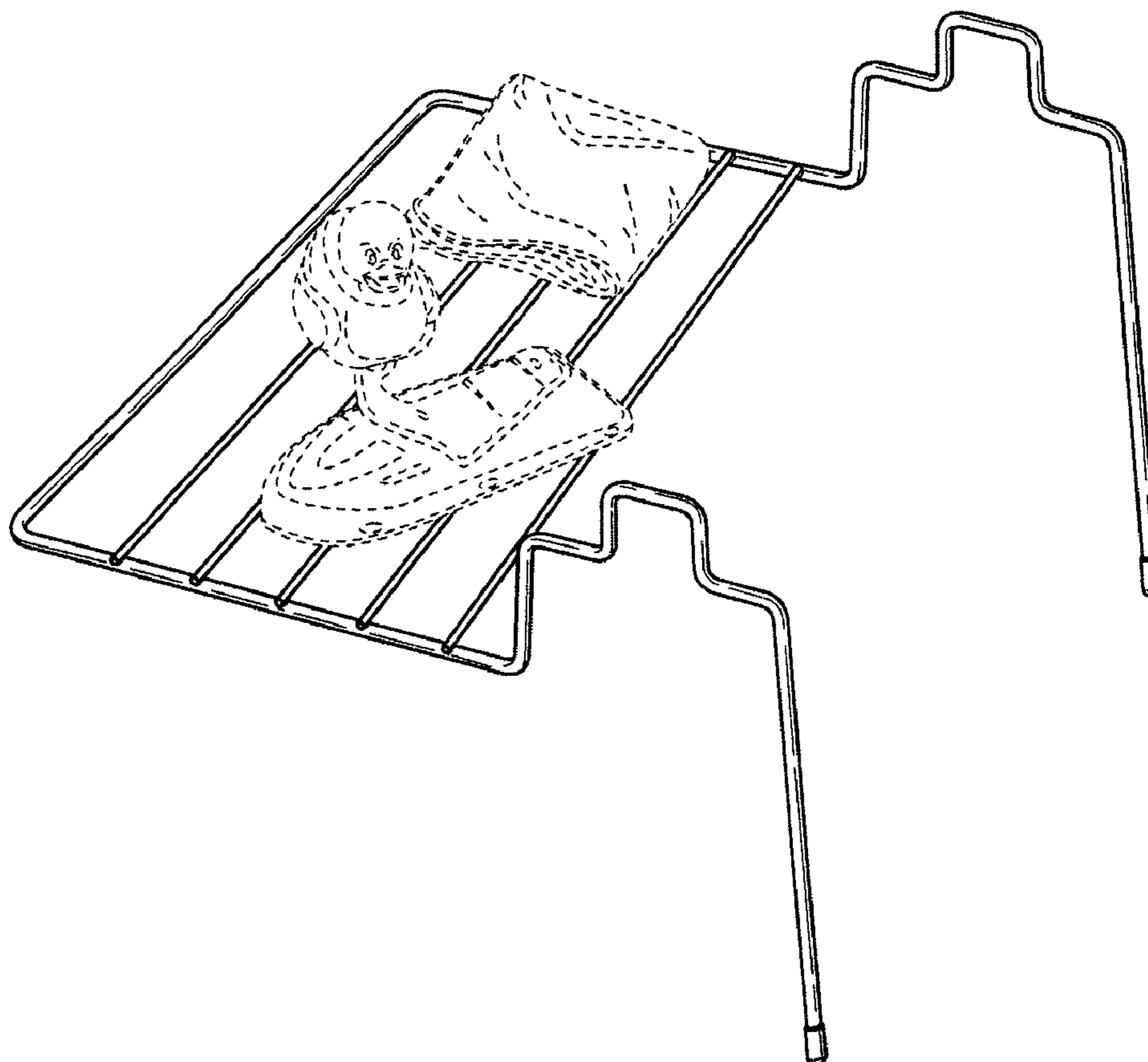
The broken-line disclosure in the views is for illustrative purposes only and forms no part of the claimed design.

(56) **References Cited**

**U.S. PATENT DOCUMENTS**

D389,689 S \* 1/1998 Ballack ..... D6/566  
D497,688 S \* 10/2004 Issa ..... D6/566  
D499,286 S \* 12/2004 Harwanko ..... D6/514  
D545,602 S \* 7/2007 Hurt ..... D6/566

**1 Claim, 2 Drawing Sheets**



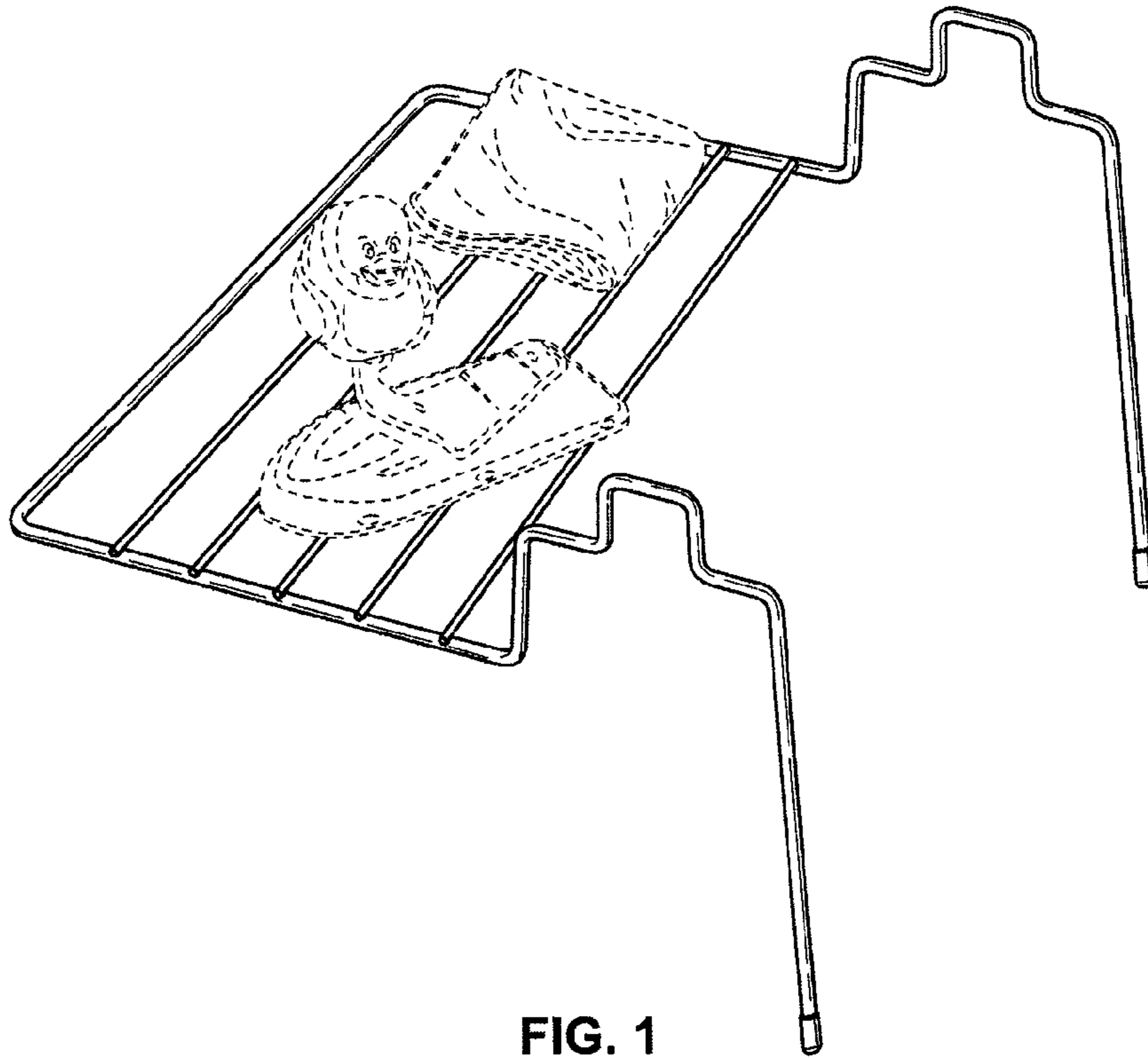


FIG. 1




FIG. 2




FIG. 3

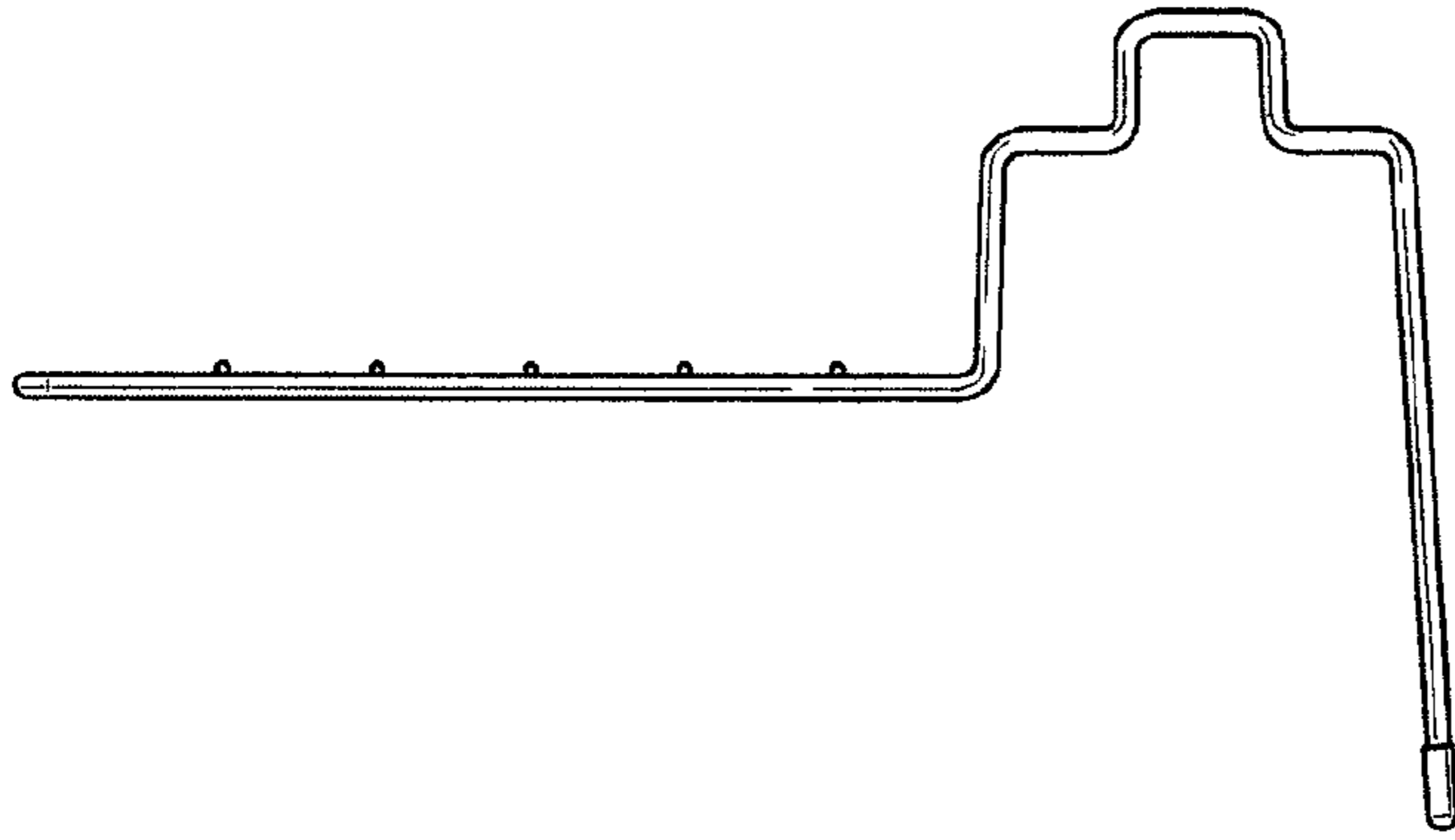


FIG. 4




FIG. 5




FIG. 6