

US00D567000S

(12) **United States Design Patent**  
**Gratiot**

(10) **Patent No.:** **US D567,000 S**

(45) **Date of Patent:** **\*\* Apr. 22, 2008**

(54) **DISPLAY FOR WATCHES**

D322,189 S \* 12/1991 Schechter ..... D6/469

(75) Inventor: **Daniel Gratiot**, Berne (CH)

D502,347 S \* 3/2005 Mendini ..... D6/553

(73) Assignee: **Swatch AG (Swatch SA) (Swatch Ltd.)**, Bienne (CH)

D504,588 S \* 5/2005 Mendini ..... D6/553

D512,254 S \* 12/2005 Ottens ..... D6/553

(\*\*) Term: **14 Years**

\* cited by examiner

(21) Appl. No.: **29/249,434**

*Primary Examiner*—Brian N Vinson

(22) Filed: **Oct. 6, 2006**

(74) *Attorney, Agent, or Firm*—Collen IP; Donald J. Ranft

**Related U.S. Application Data**

(57) **CLAIM**

(62) Division of application No. 29/189,810, filed on Sep. 11, 2003, now Pat. No. Des. 533,744.

The ornamental design for a display for watches, as shown and described.

(30) **Foreign Application Priority Data**

**DESCRIPTION**

Mar. 11, 2003 (WO) ..... DM/063367

(51) **LOC (8) Cl.** ..... **06-04**

(52) **U.S. Cl.** ..... **D6/553**

(58) **Field of Classification Search** ..... D6/469,  
D6/553, 567; 211/10, 13.1, 30-31, 59.1,  
211/70.6, 70.7, 86.01, 87.01; 248/309.1,  
248/309.2

See application file for complete search history.

FIG. 1 is a front view of my new and ornamental design for a display for watches;

FIG. 2 is a rear view thereof;

FIG. 3 is a left side view thereof;

FIG. 4 a right side view thereof;

FIG. 5 is a top view thereof;

FIG. 6 is bottom view thereof; and,

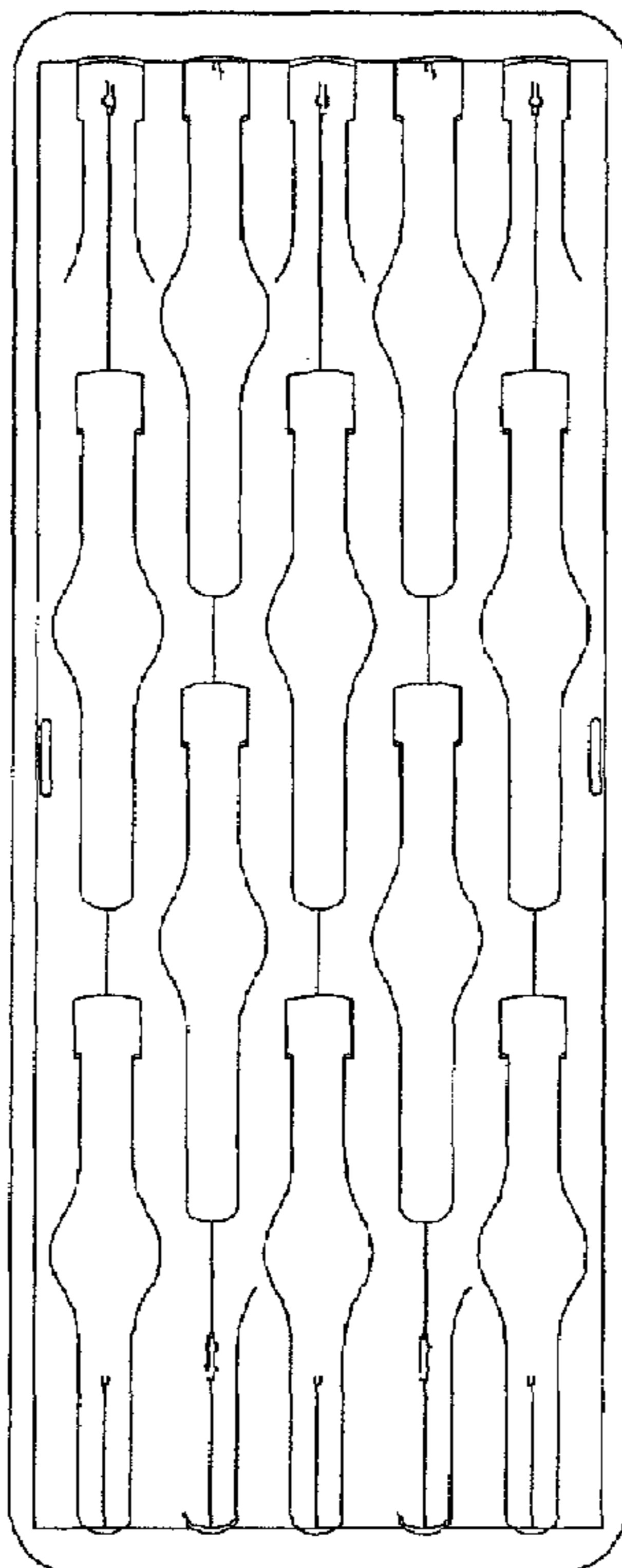
FIG. 7 is a perspective view thereof.

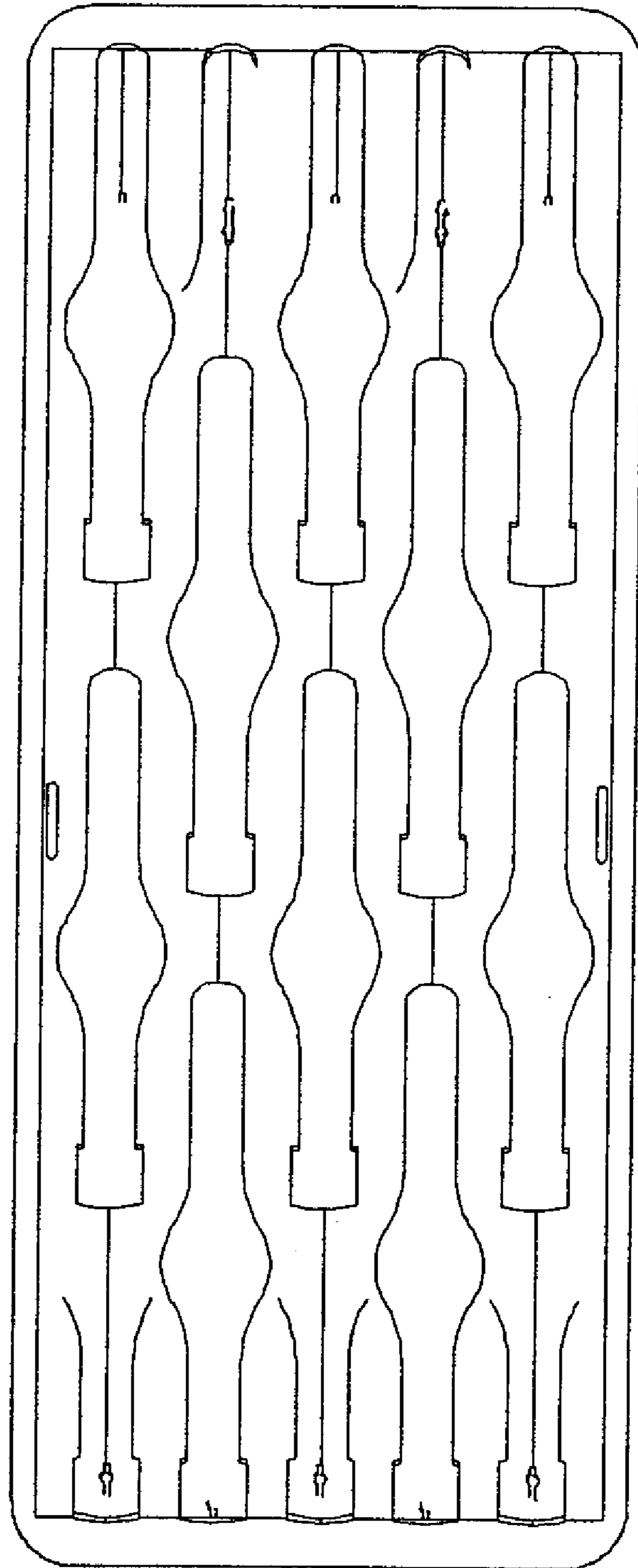
(56) **References Cited**

**U.S. PATENT DOCUMENTS**

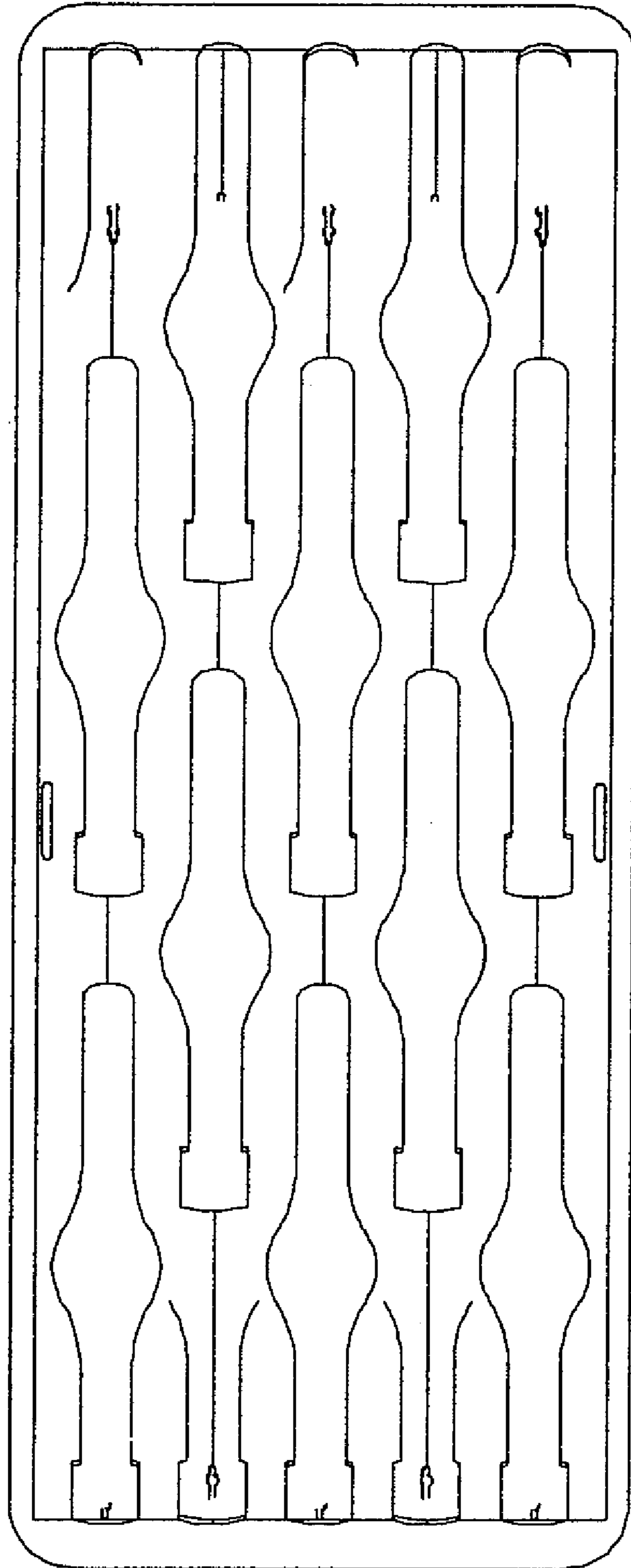
D268,307 S \* 3/1983 Korn ..... D6/469

**1 Claim, 7 Drawing Sheets**

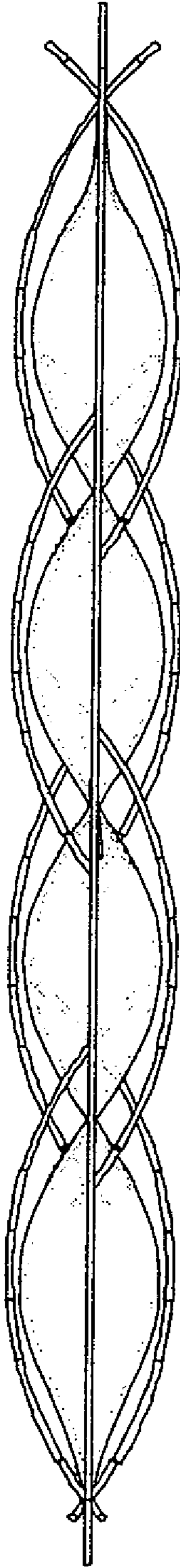




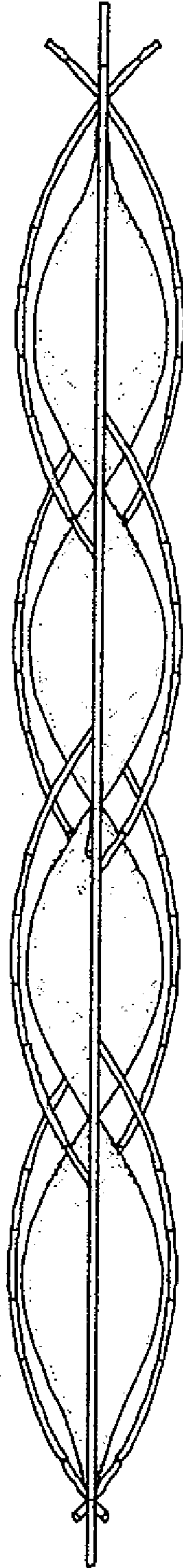
**FIGURE 1**



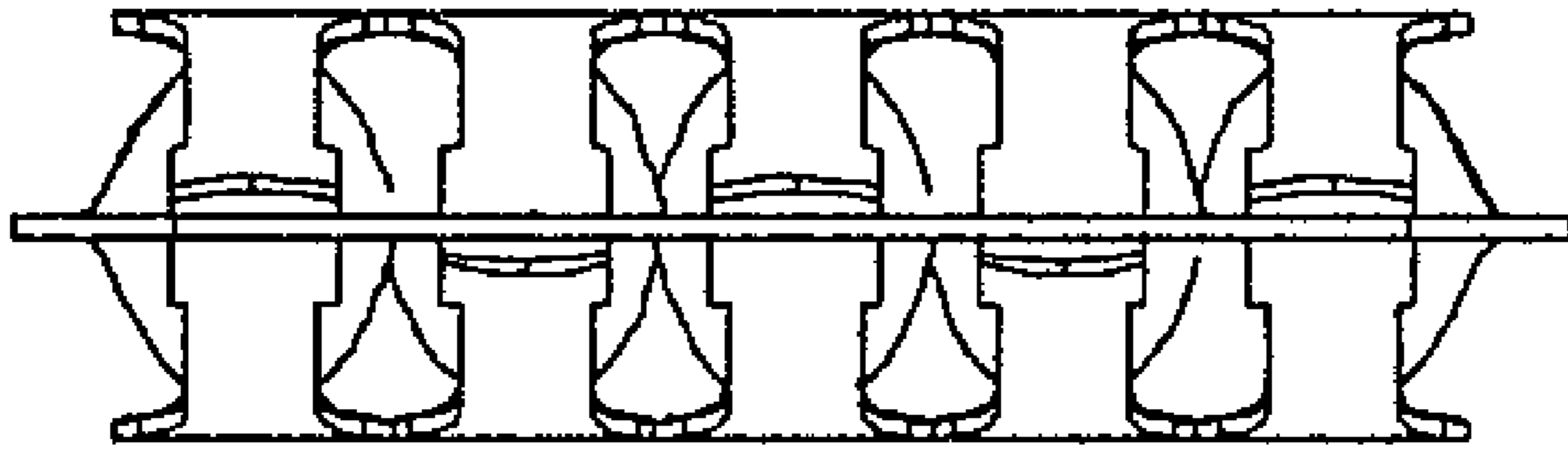
**FIGURE 2**



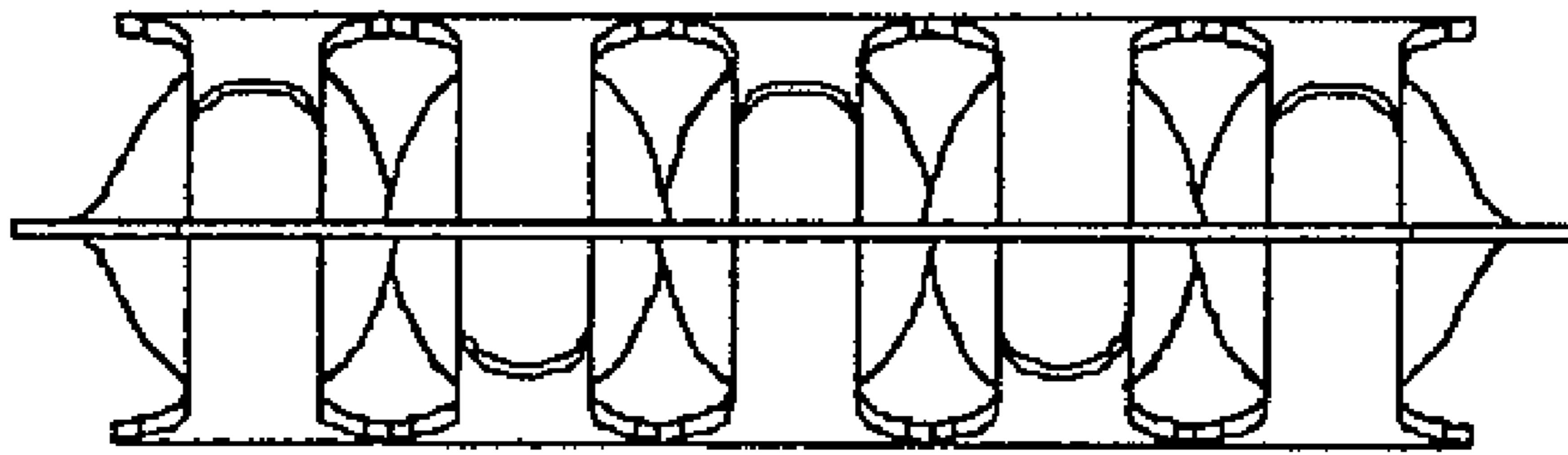
**FIGURE 3**



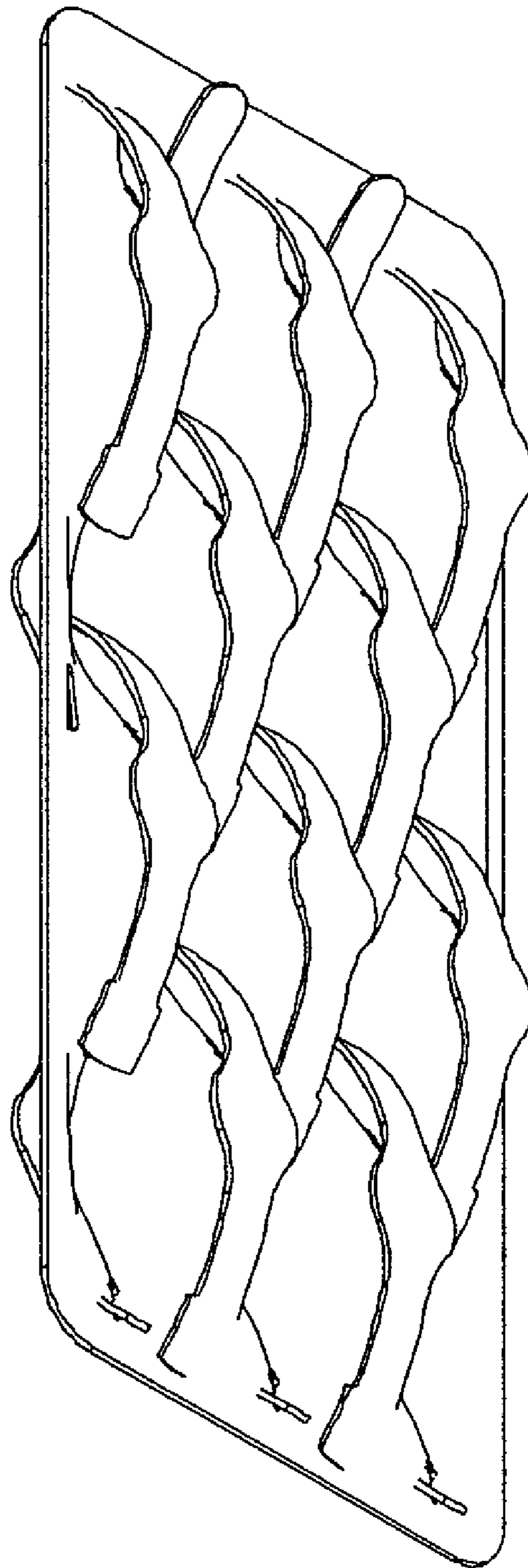
**FIGURE 4**



**FIGURE 5**



**FIGURE 6**



**FIGURE 7**