



US00D566999S

(12) **United States Design Patent**
Thompson

(10) **Patent No.:** **US D566,999 S**
(45) **Date of Patent:** **** Apr. 22, 2008**

(54) **FOOTBOARD**

(75) Inventor: **David W. Thompson**, New Albany, OH (US)
(73) Assignee: **American Signature, Inc.**, Columbus, OH (US)

(**) Term: **14 Years**

(21) Appl. No.: **29/255,980**

(22) Filed: **Mar. 14, 2006**

(51) **LOC (8) Cl.** **06-06**

(52) **U.S. Cl.** **D6/505**

(58) **Field of Classification Search** D6/382,
D6/389, 393-395, 505-508, 503; 5/53.1,
5/907, 279.1, 280, 281

See application file for complete search history.

(56) **References Cited**

U.S. PATENT DOCUMENTS

D55,426 S *	6/1920	Lipshitz	D6/393
D56,725 S *	12/1920	Isaacs	D6/393
D63,662 S *	12/1923	Schmitt	D6/393
D105,663 S *	8/1937	Jiranek	D6/393
D159,660 S *	8/1950	Nero	D6/393
D160,571 S *	10/1950	Belanger	D6/393
D319,932 S *	9/1991	Lauren	D6/393

* cited by examiner

Primary Examiner—Janice E. Seeger

(74) *Attorney, Agent, or Firm*—Wood, Herron & Evans LLP

(57) **CLAIM**

The ornamental design for a footboard, as shown and described.

DESCRIPTION

FIG. 1 is a front elevational view of a footboard showing my new design.

FIG. 2 is a left-side elevational view thereof, with the right-side elevational view thereof being a mirror image.

FIG. 3 is a top plan view thereof.

FIG. 4 is a rear elevational view thereof.

FIG. 5 is a bottom plan view thereof.

FIG. 6 is an enlarged fragmentary cross-sectional view taken from the corner of the footboard and looking to the side.

FIG. 7 is an enlarged fragmentary cross-sectional view taken from the corner of the footboard and looking downward.

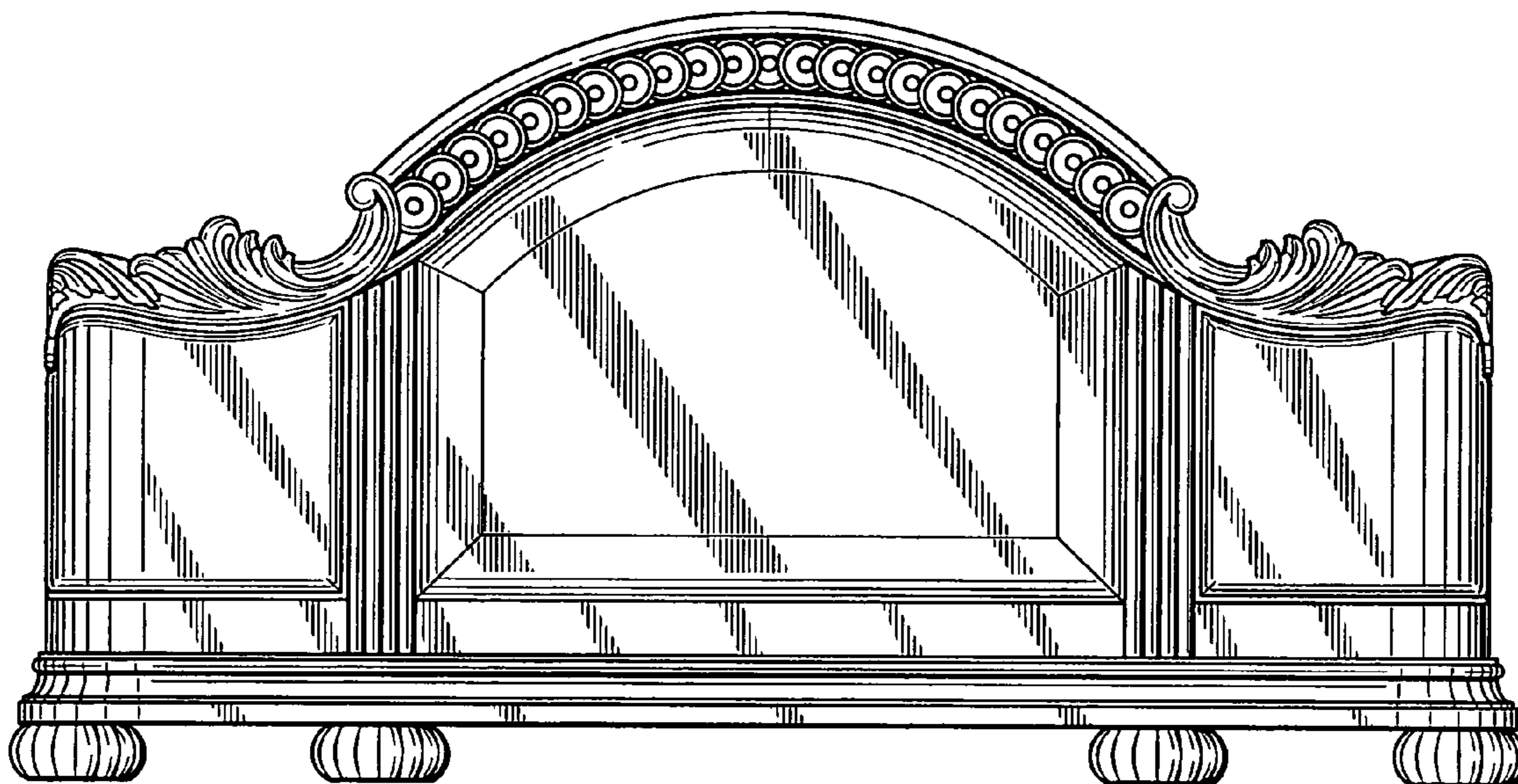
FIG. 8 is an enlarged fragmentary cross-sectional view taken from above the footboard and looking to the side; and,

FIG. 9 is an enlarged fragmentary cross-sectional view taken from above the footboard and looking downward.

The claimed design does not include any depth for the scroll-like ornamentation at top left and right and the overlapping circle ornamentation along the center of the headboard.

The broken lines depict environment and form no part of the claimed design.

1 Claim, 4 Drawing Sheets






FIG. 1




FIG. 2



FIG. 3

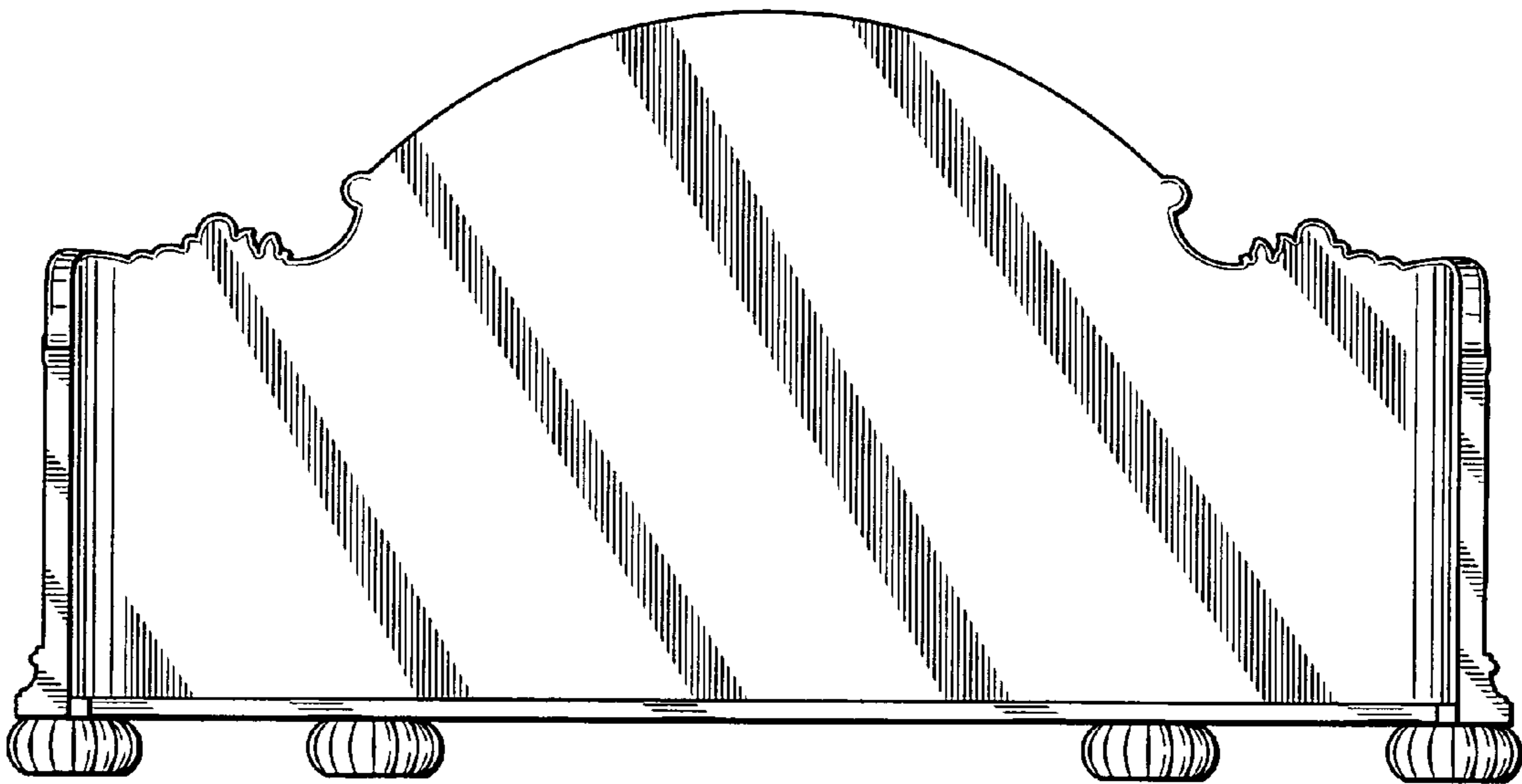


FIG. 4

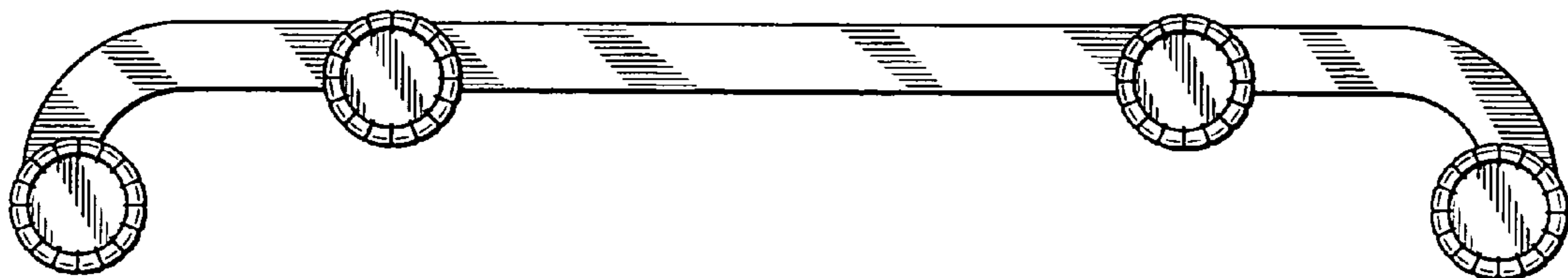


FIG. 5




FIG. 6

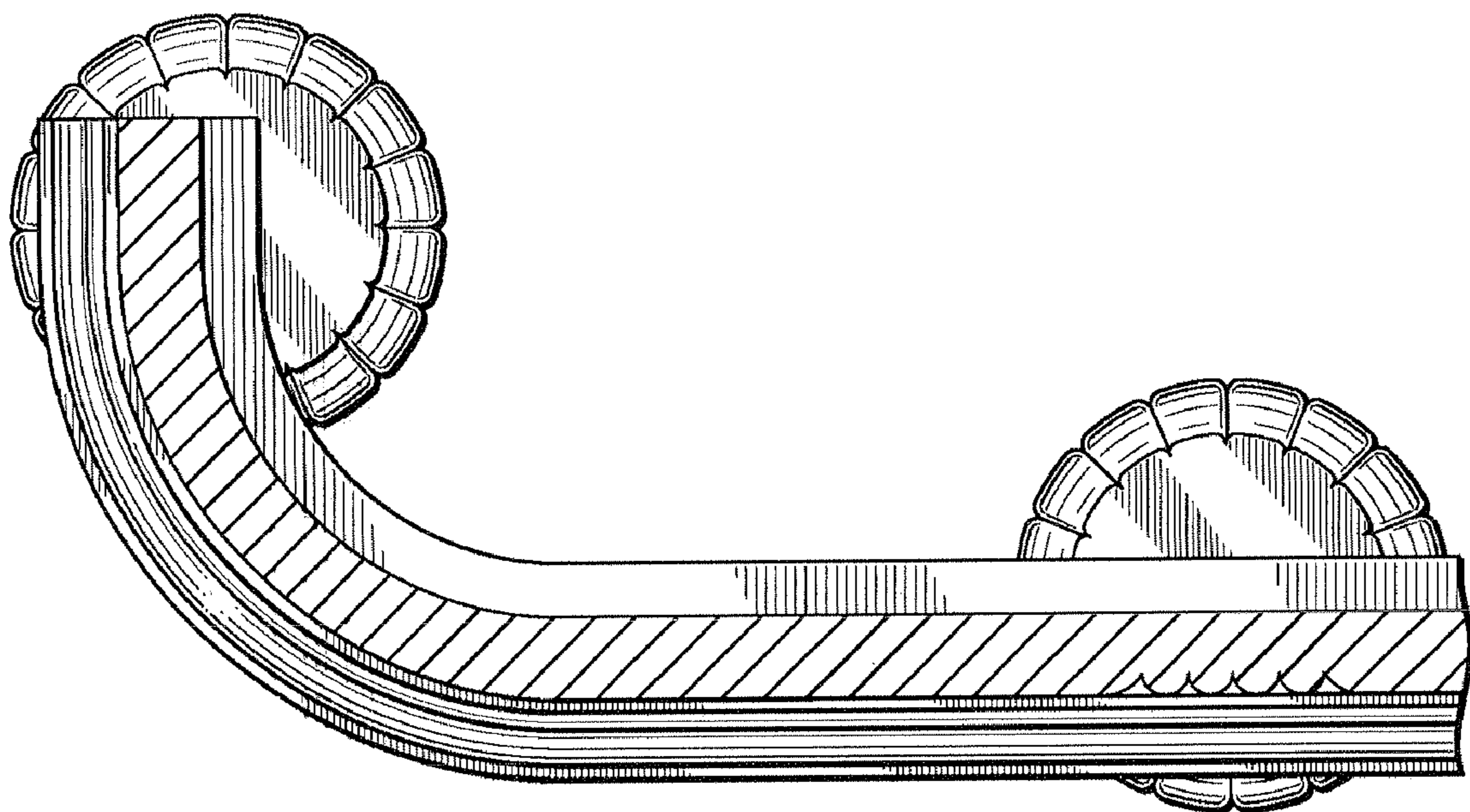


FIG. 7

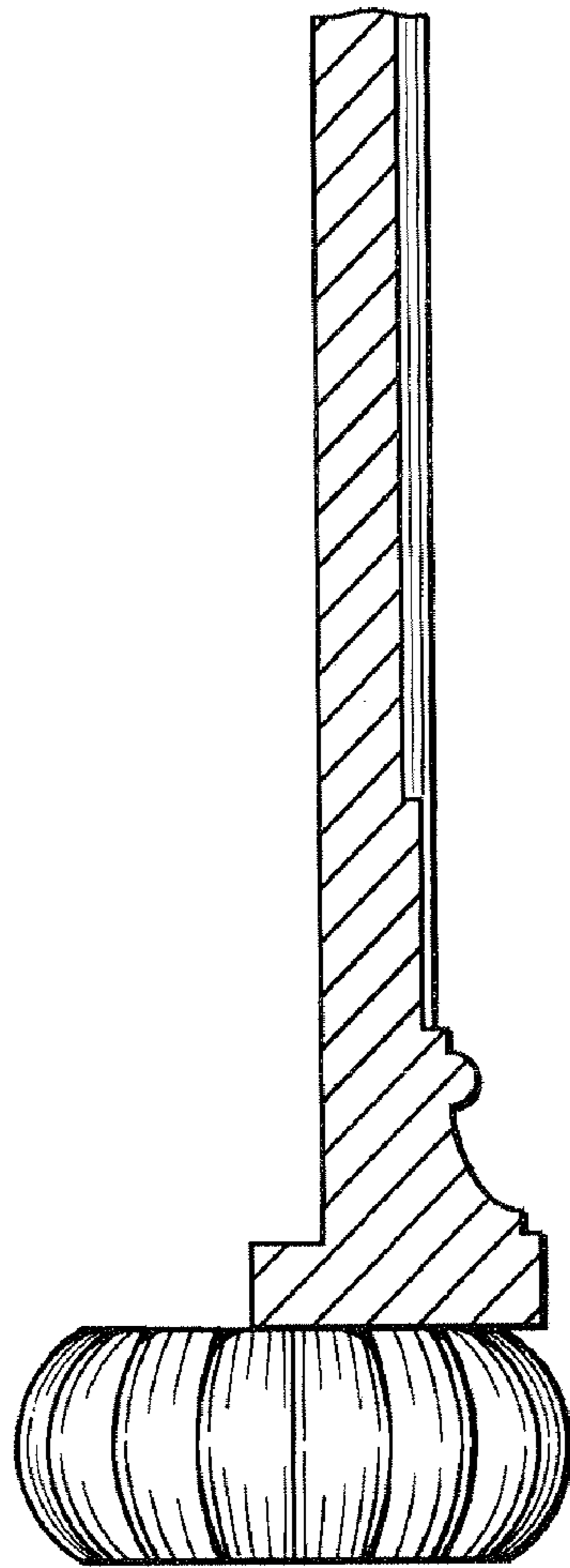


FIG. 8

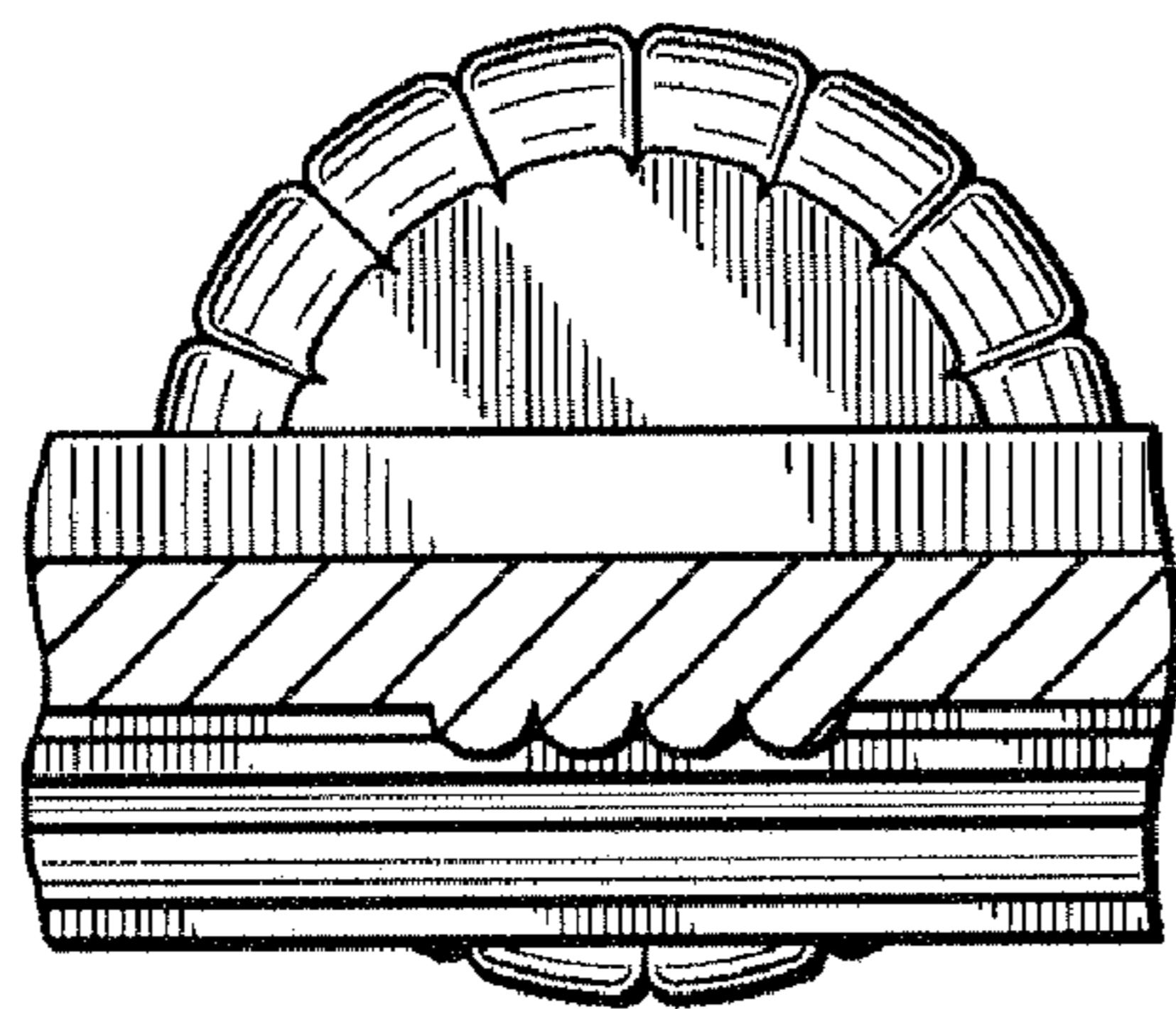


FIG. 9