



US00D566968S

(12) **United States Design Patent**
McBeath

(10) **Patent No.:** **US D566,968 S**

(45) **Date of Patent:** **** Apr. 22, 2008**

(54) **GOLF EQUIPMENT CLEANING DEVICE**

(75) Inventor: **Gary McBeath**, Calgary (CA)

(73) Assignee: **Club Care Inc.**, Airdrie (CA)

(**) Term: **14 Years**

(21) Appl. No.: **29/280,178**

(22) Filed: **May 18, 2007**

(30) **Foreign Application Priority Data**

Nov. 20, 2006 (CA) 118351

(51) **LOC (8) Cl.** **04-02**

(52) **U.S. Cl.** **D4/102; D4/128**

(58) **Field of Classification Search** D4/100,
D4/102, 128, 138; 15/22.1, 23-27, 34, 36,
15/159.1, 160, 179, 183, 198; 16/430; D21/795;
D32/17, 19

See application file for complete search history.

(56) **References Cited**

U.S. PATENT DOCUMENTS

| | | | | | |
|--------------|------|---------|------------|-------|---------|
| 1,766,140 | A * | 6/1930 | Narducci | | 15/23 |
| 2,635,268 | A * | 4/1953 | Pettie | | 15/24 |
| 3,270,360 | A * | 9/1966 | Kropp | | 15/22.1 |
| 5,235,716 | A * | 8/1993 | Stella | | 15/23 |
| 5,307,534 | A * | 5/1994 | Miller | | 15/4 |
| 5,974,612 | A * | 11/1999 | Cathcart | | 15/4 |
| 2004/0093677 | A1 * | 5/2004 | Zales, Sr. | | 15/23 |

OTHER PUBLICATIONS

Photograph of a product available prior to the filing of our US application.

* cited by examiner

Primary Examiner—Cathron Brooks

Assistant Examiner—Lavone D. Tabor

(74) *Attorney, Agent, or Firm*—Bennett Jones LLP

(57) **CLAIM**

The ornamental design for a golf equipment cleaning device, as shown and described.

DESCRIPTION

FIG. 1 is a top perspective view of the golf equipment cleaning device of the present design;

FIG. 2 is a first side elevation view of the golf equipment cleaning device of the present design, with the opposite side elevation view a mirror image of the first side elevation view;

FIG. 3 is a rear elevation view of the golf equipment cleaning device of the present design;

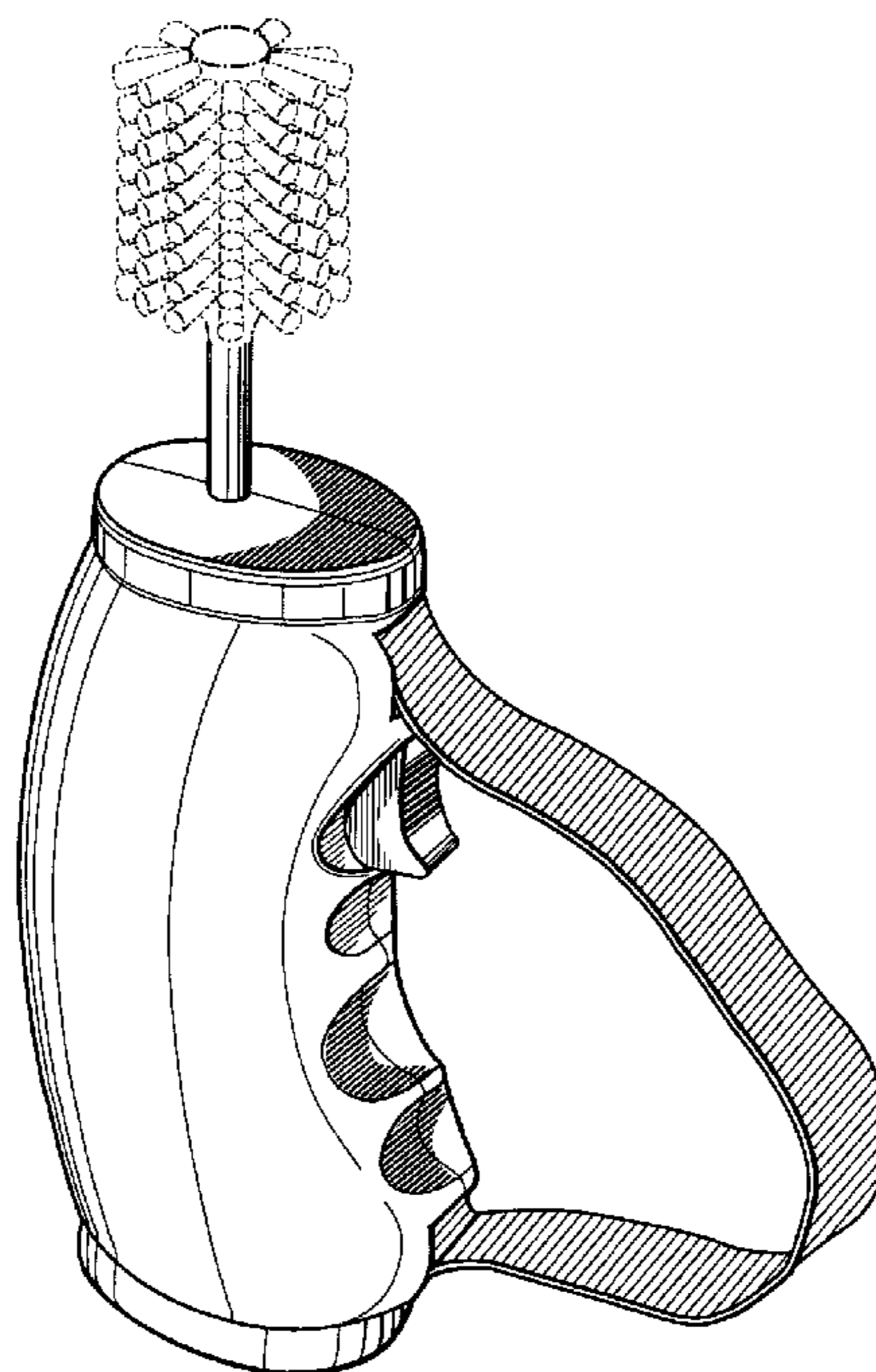
FIG. 4 is a front elevation view of the golf equipment cleaning device of the present design;

FIG. 5 is a bottom plan view of the golf equipment cleaning device of the present design; and,

FIG. 6 is a top plan view of the golf equipment cleaning device of the present design.

The broken line showing a brush configuration in FIGS. 1, 2, 3, 4, and 6 is for illustrative purposes only and forms no part of the present design. The strap shown in FIGS. 1, 2, 3, 5 and 6 is flexible in nature and, therefore, has been shown in various orientations throughout the views.

1 Claim, 2 Drawing Sheets



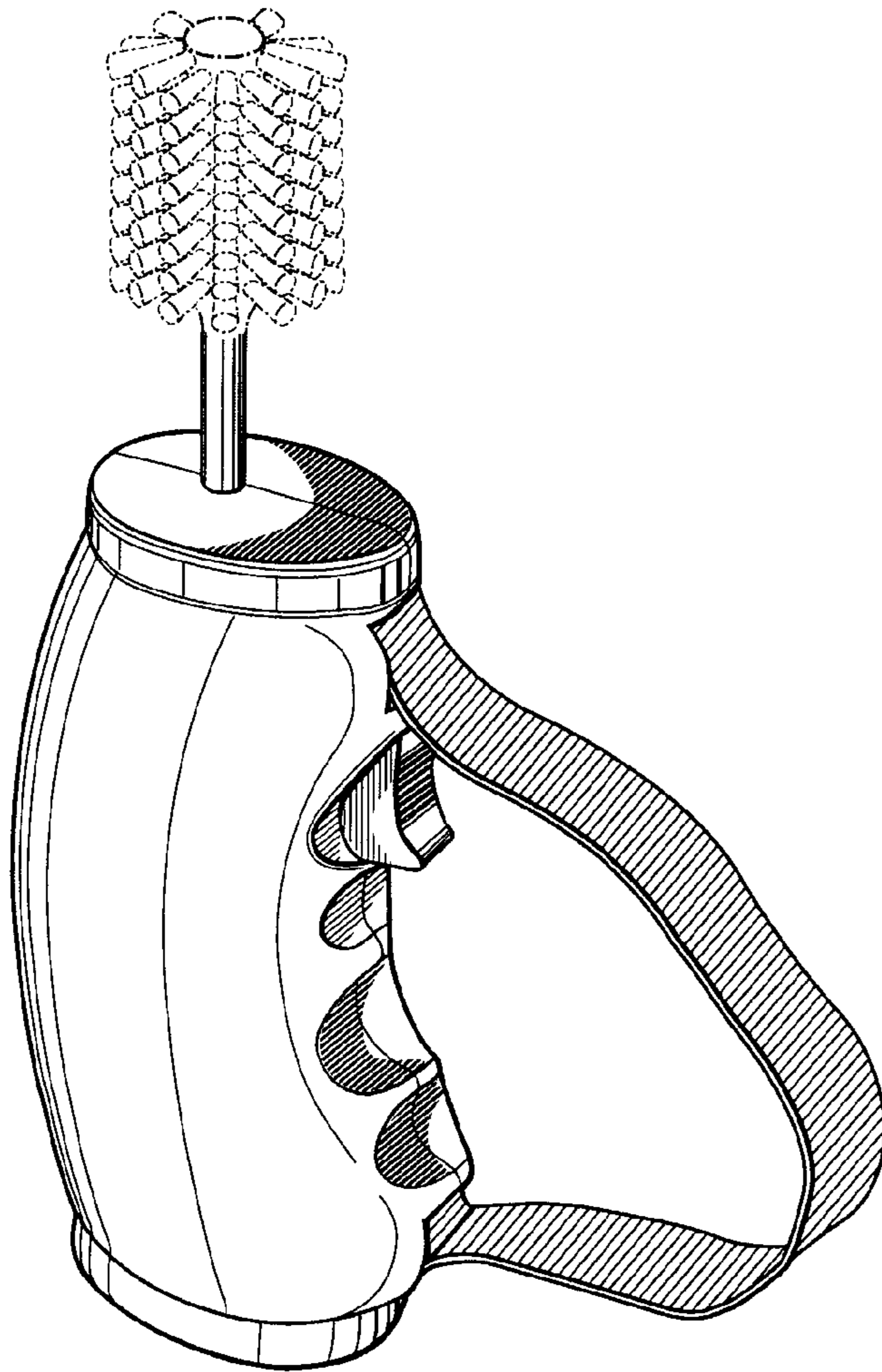


FIG. 1

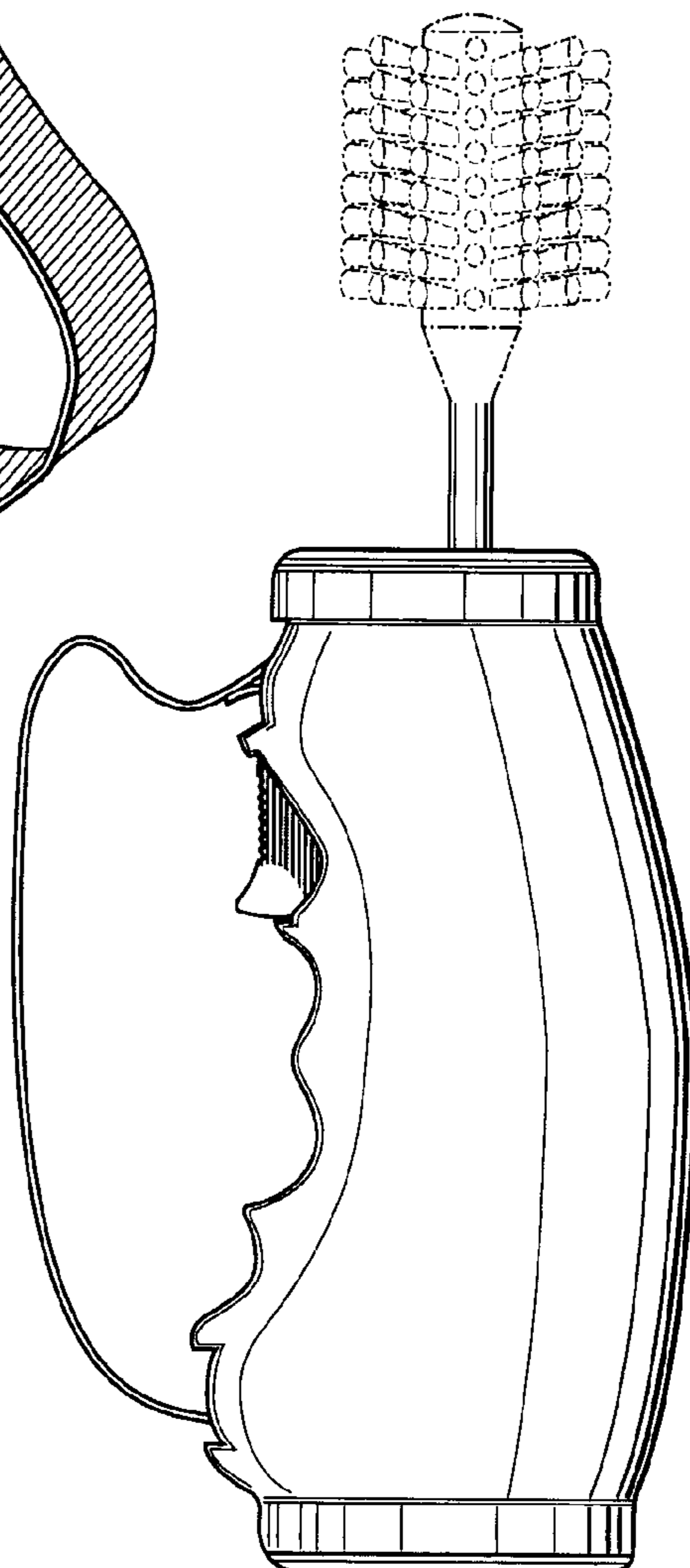


FIG. 2

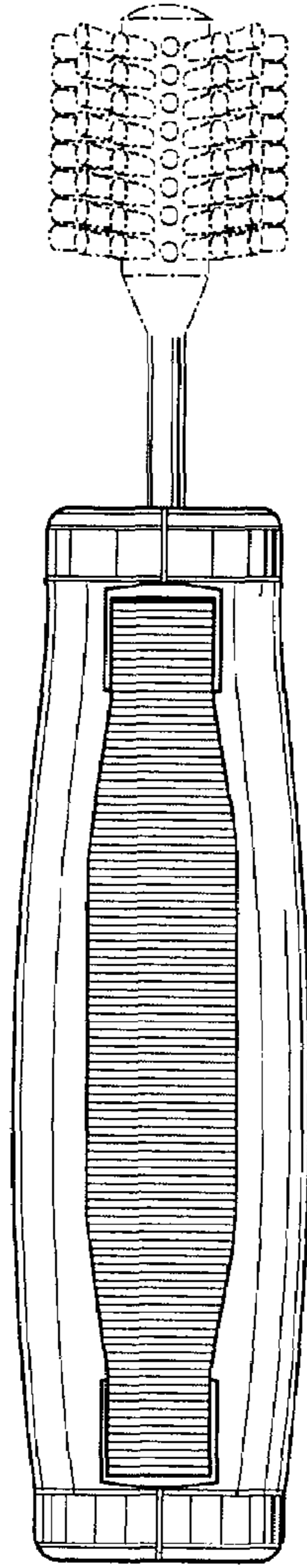


FIG. 3

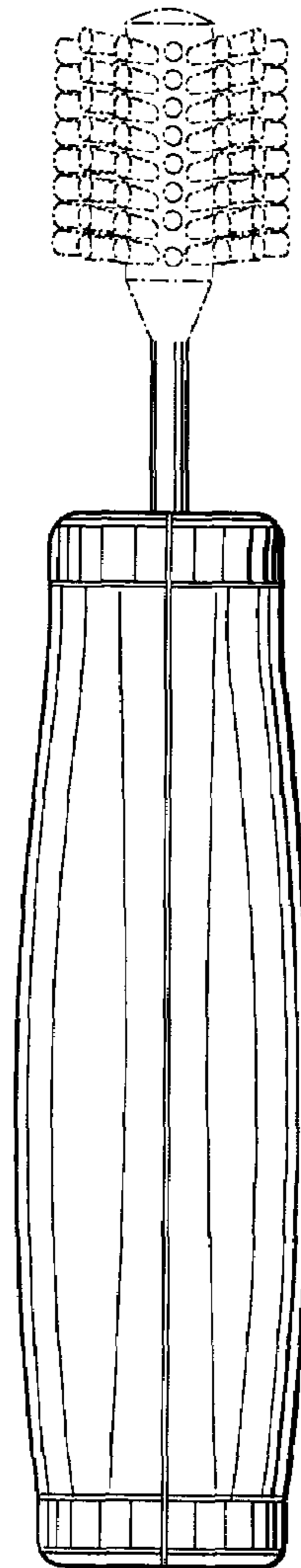


FIG. 4

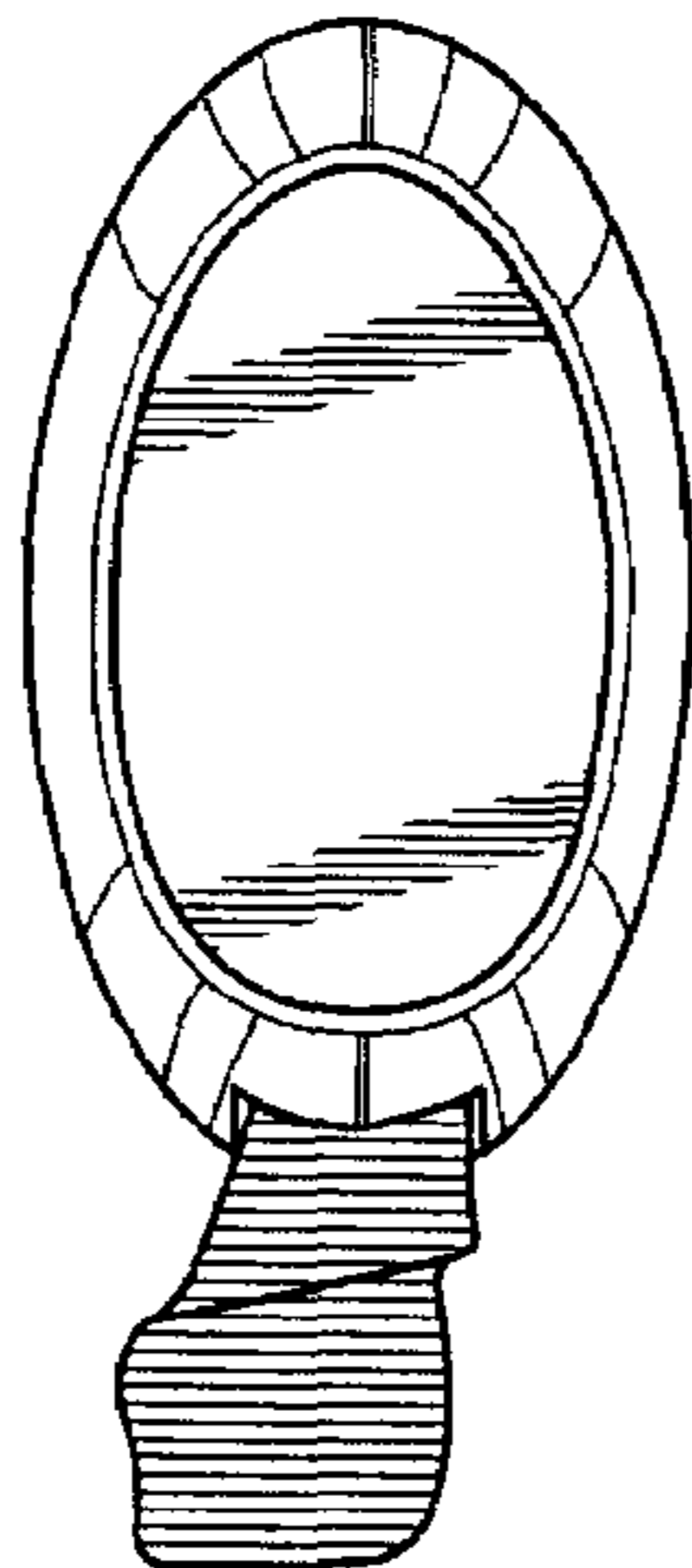


FIG. 5

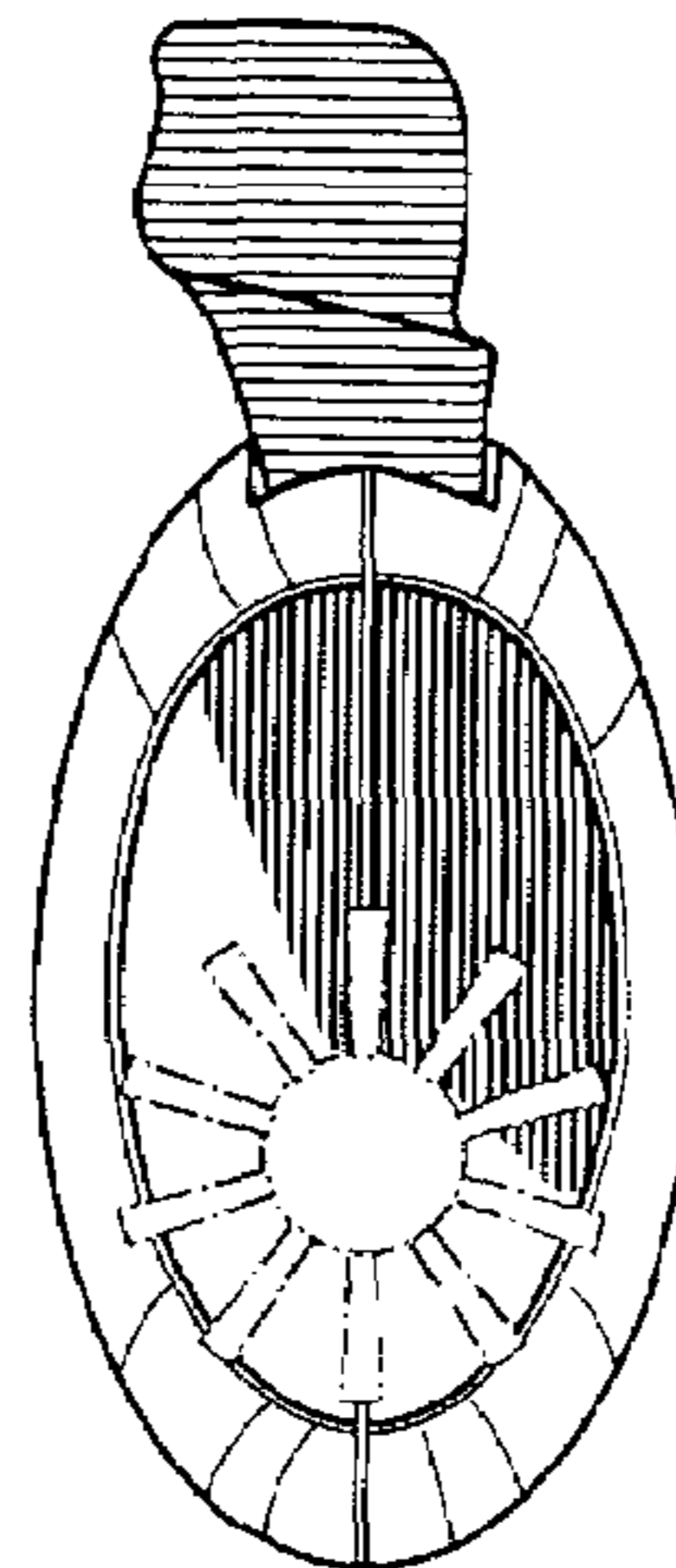


FIG. 6