



US00D566958S

(12) **United States Design Patent**
Andersen et al.

(10) **Patent No.:** **US D566,958 S**

(45) **Date of Patent:** **** Apr. 22, 2008**

(54) **FOOTWEAR UPPER**

(75) Inventors: **Deborah H. Andersen**, Prevost (CA);
Martin W. F. Dean, St. Albans (GB);
Grant A. Urie, Shelburne, VT (US)

(73) Assignee: **Wolverine World Wide, Inc.**,
Rockford, MI (US)

(**) Term: **14 Years**

(21) Appl. No.: **29/268,712**

(22) Filed: **Nov. 9, 2006**

(51) **LOC (8) Cl.** **02-99**

(52) **U.S. Cl.** **D2/971**

(58) **Field of Classification Search** D2/902,
D2/906-908, 943, 944, 969, 972-974, 946,
D2/924, 926, 900, 925, 930, 971; 36/45,
36/50.1, 83, 88, 113, 114, 126-130, 11, 112
See application file for complete search history.

(56) **References Cited**

U.S. PATENT DOCUMENTS

- D60,665 S * 3/1922 Hirshfield D2/930
- D87,274 S * 6/1932 Meyer et al. D2/930
- D149,683 S * 5/1948 Sandler D2/930
- D149,684 S * 5/1948 Sandler D2/930
- D149,695 S * 5/1948 Sandler D2/930
- D163,185 S * 5/1951 Joyce D2/930
- D178,551 S * 8/1956 Sherman D2/900
- D460,609 S * 7/2002 Belley D2/971
- D499,868 S * 12/2004 Belley et al. D2/969
- D500,191 S * 12/2004 Belley et al. D2/969
- D500,403 S * 1/2005 Belley et al. D2/969
- D502,798 S * 3/2005 Belley et al. D2/969
- D513,836 S * 1/2006 Magro et al. D2/925

- D517,294 S * 3/2006 Belley et al. D2/969
- D532,962 S * 12/2006 Teteriatnikov D2/971
- D538,520 S * 3/2007 Belley et al. D2/969
- D539,020 S * 3/2007 Belley et al. D2/969
- D539,021 S * 3/2007 Belley et al. D2/969
- D539,022 S * 3/2007 Belley D2/969
- D541,512 S * 5/2007 Belley D2/969

* cited by examiner

Primary Examiner—Dominic Simone

(74) *Attorney, Agent, or Firm*—Warner Norcross & Judd
LLP

(57) **CLAIM**

The ornamental design for footwear upper, as shown and described.

DESCRIPTION

FIG. 1 is a perspective view of the footwear upper embodying the new design;

FIG. 2 is a top view thereof;

FIG. 3 is a right side view thereof;

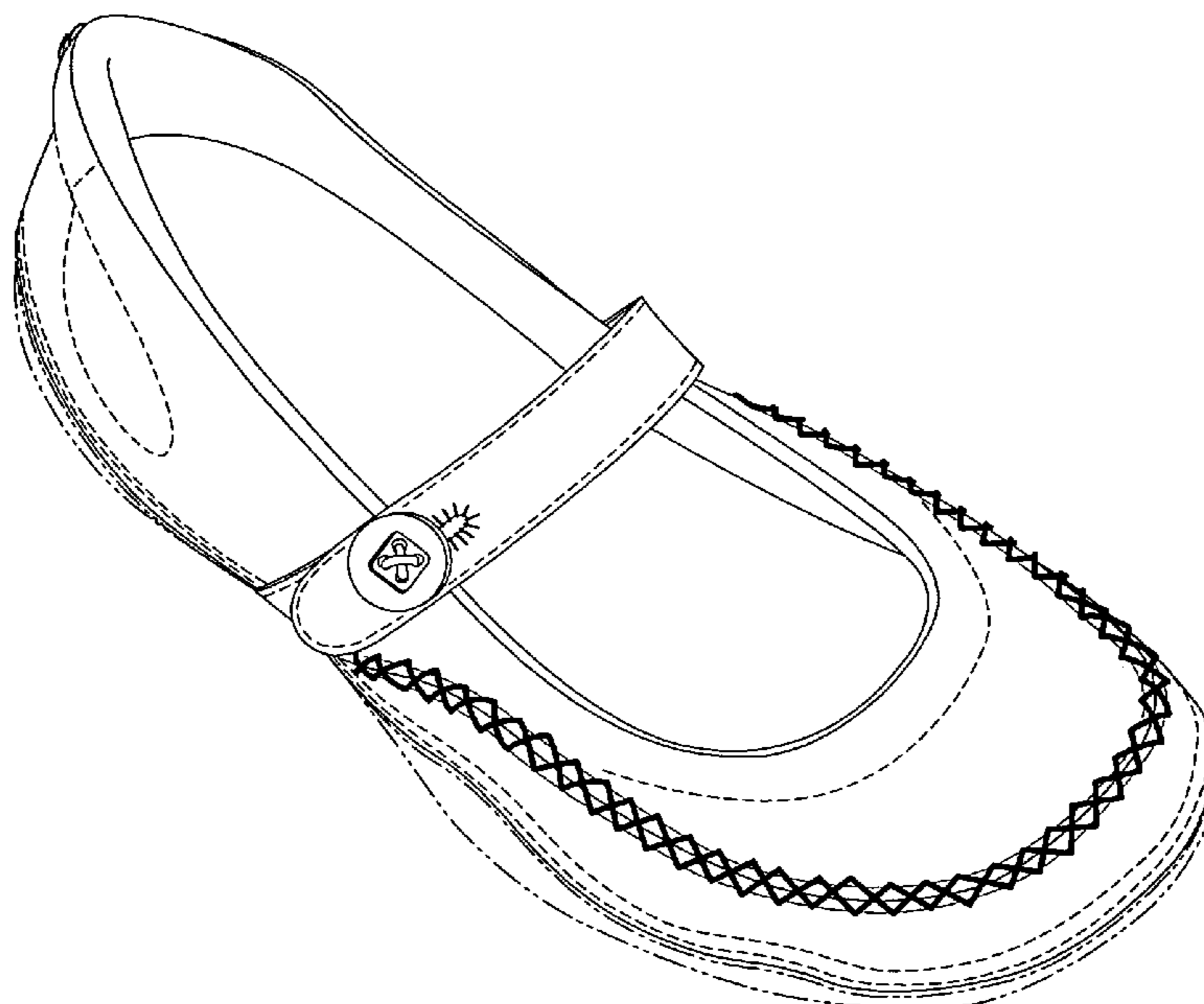
FIG. 4 is a left side view thereof;

FIG. 5 is a front view thereof; and,

FIG. 6 is a rear view thereof.

FIGS. 1-6 show features of an article of footwear in phantom lines. These features are shown for environmental purposes and do not form any part of the claimed design. Further, the phantom lines immediately adjacent the solid-line portions of the design form the boundary of the design, with the phantom lines forming no part of the claimed design.

1 Claim, 4 Drawing Sheets



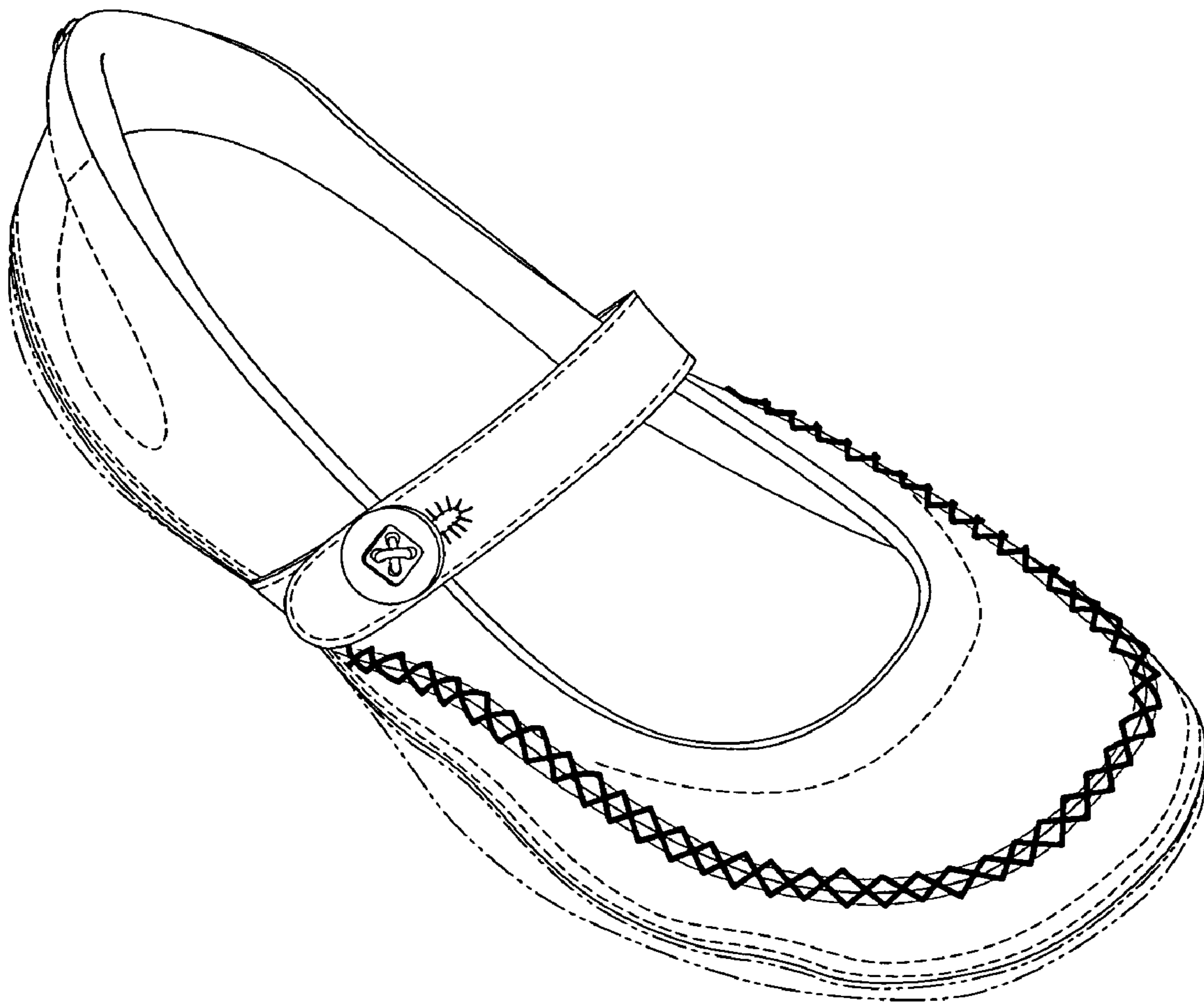


Fig. 1

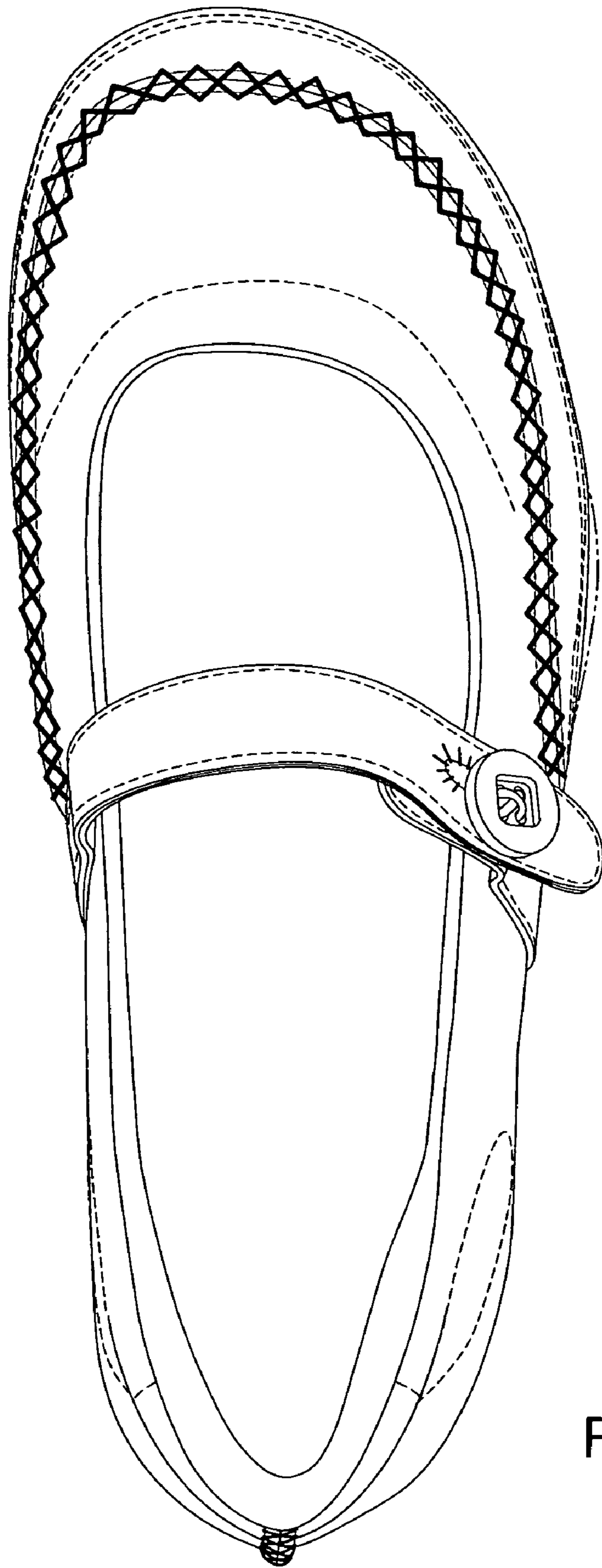


Fig. 2

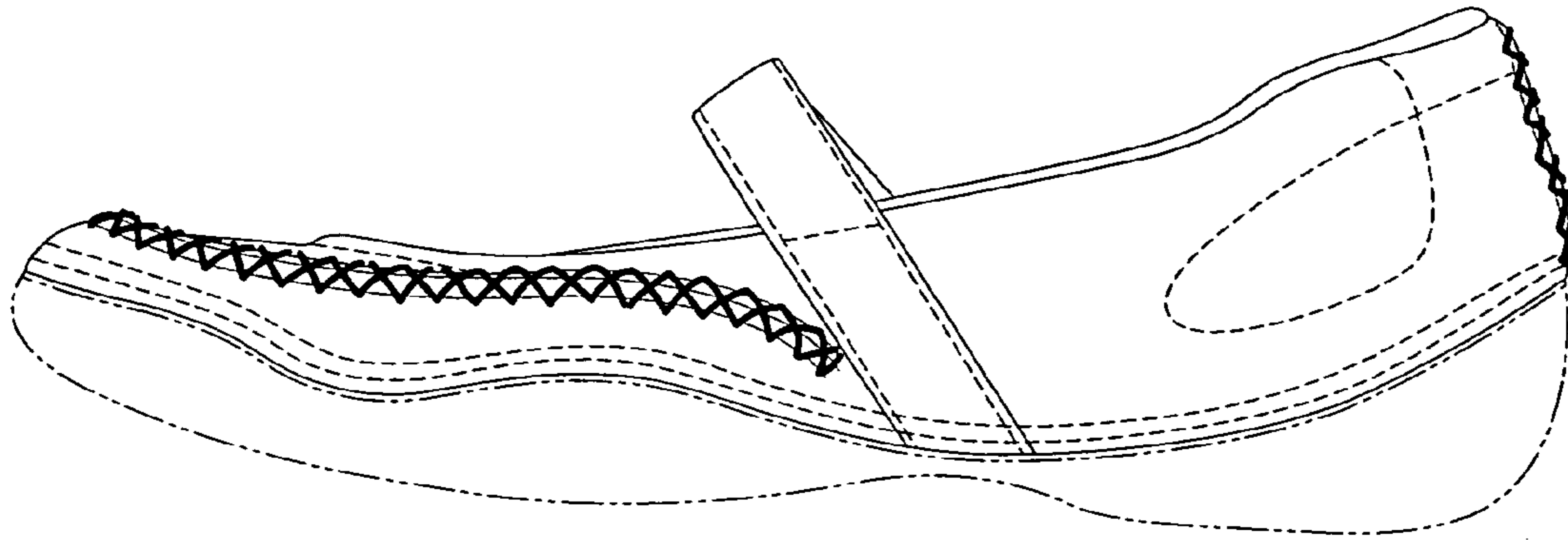


Fig. 3

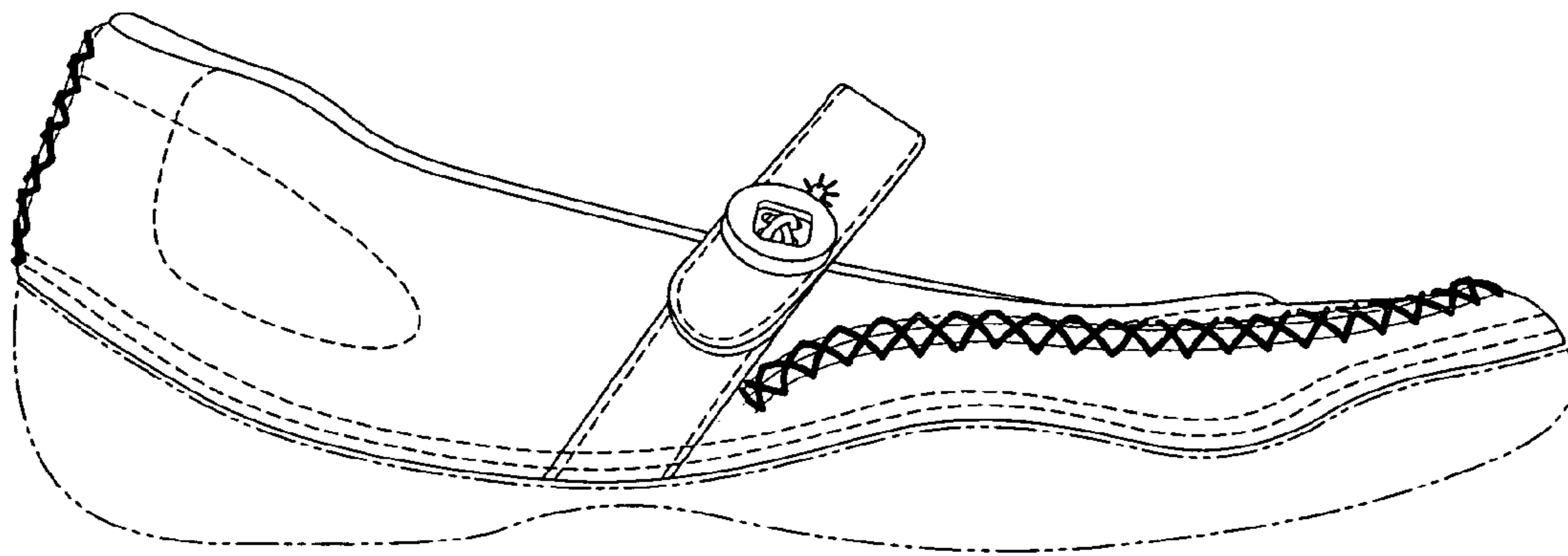


Fig. 4




Fig. 5

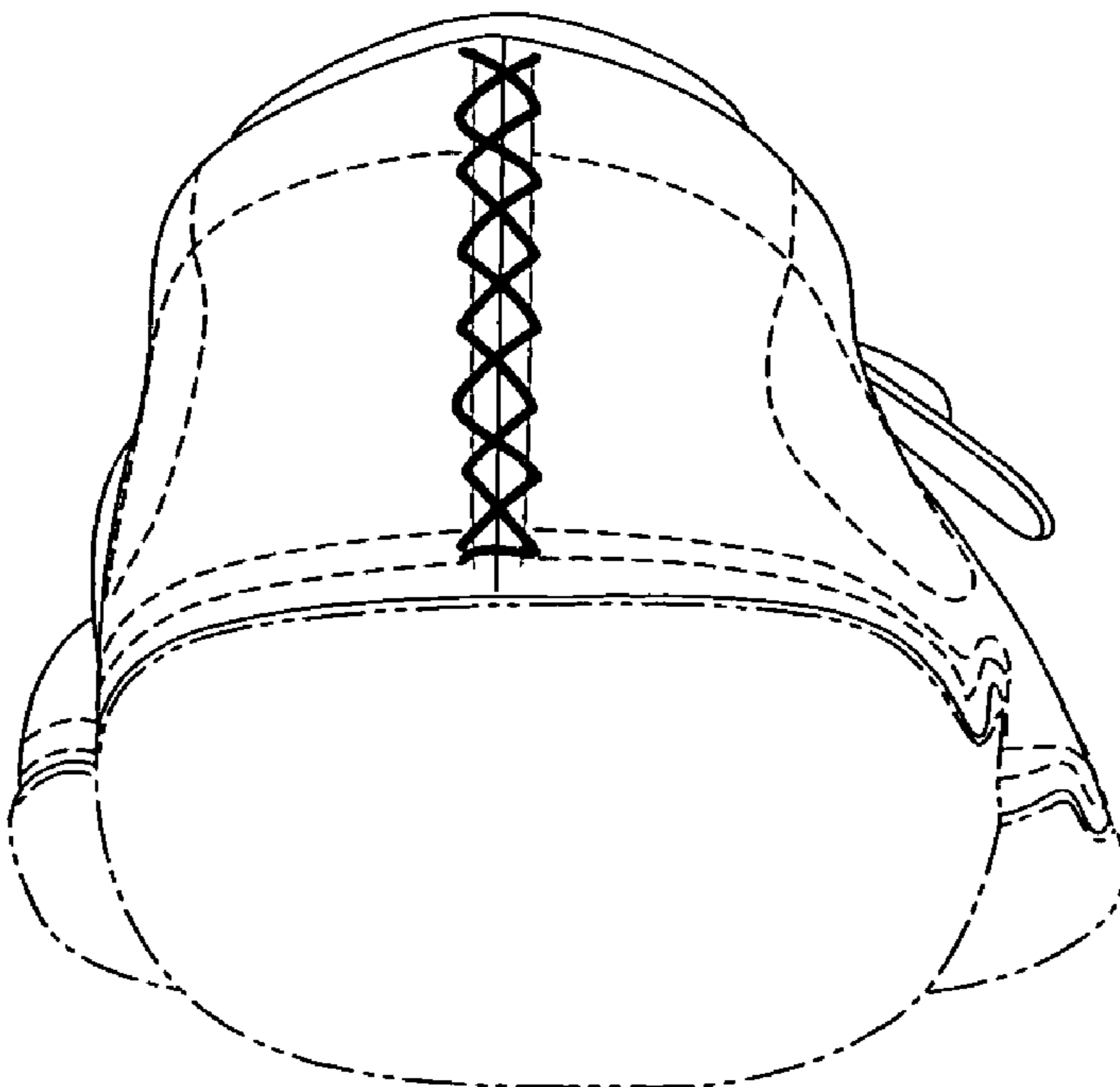


Fig. 6