



US00D566956S

(12) **United States Design Patent**  
**Belley et al.**

(10) **Patent No.:** **US D566,956 S**  
(45) **Date of Patent:** **\*\* Apr. 22, 2008**

- (54) **FOOTWEAR UPPER**
- (75) Inventors: **Manon Belley**, Laval (CA); **Tuan N. Le**, Portland, OR (US)
- (73) Assignee: **Wolverine World Wide, Inc.**, Rockford, MI (US)
- (\*\*) Term: **14 Years**
- (21) Appl. No.: **29/268,688**
- (22) Filed: **Nov. 9, 2006**
- (51) **LOC (8) Cl.** ..... **02-99**
- (52) **U.S. Cl.** ..... **D2/971**
- (58) **Field of Classification Search** ..... D2/902, D2/906-908, 943, 944, 969, 972-974, 946, D2/924, 926, 900, 925, 930, 971; 36/45, 36/50.1, 83, 88, 113, 114, 126-130, 11, 112  
See application file for complete search history.

- D538,520 S \* 3/2007 Belley et al. .... D2/969
- D539,021 S \* 3/2007 Belley et al. .... D2/969
- D539,022 S \* 3/2007 Belley ..... D2/969
- D544,681 S \* 6/2007 Clark ..... D2/969

OTHER PUBLICATIONS

Merrell Spring 2006 Catalog, p. 51.  
Merrell Fall 204 Catalog, p. 56.

\* cited by examiner

*Primary Examiner*—Dominic Simone

(74) *Attorney, Agent, or Firm*—Warner Norcross & Judd LLP

(56) **References Cited**

U.S. PATENT DOCUMENTS

- D60,665 S \* 3/1922 Hirshfield ..... D2/930
- D87,274 S \* 6/1932 Meyer et al. .... D2/930
- D149,683 S \* 5/1948 Sandler ..... D2/930
- D149,684 S \* 5/1948 Sandler ..... D2/930
- D149,695 S \* 5/1948 Sandler ..... D2/930
- D163,185 S \* 5/1951 Joyce ..... D2/930
- D166,785 S \* 5/1952 Wiseman ..... D2/900
- D431,711 S 10/2000 Matis et al.
- D460,609 S \* 7/2002 Belley ..... D2/971
- D499,868 S 12/2004 Belley et al.
- D500,403 S \* 1/2005 Belley et al. .... D2/969
- D502,798 S \* 3/2005 Belley et al. .... D2/969
- D513,836 S \* 1/2006 Magro et al. .... D2/925
- D517,294 S 3/2006 Belley et al.
- D532,962 S \* 12/2006 Teteriatnikov ..... D2/971

(57) **CLAIM**

The ornamental design for footwear upper, as shown and described.

**DESCRIPTION**

FIG. 1 is a perspective view of the footwear upper embodying the new design;

FIG. 2 is a top view thereof;

FIG. 3 is a right side view thereof;

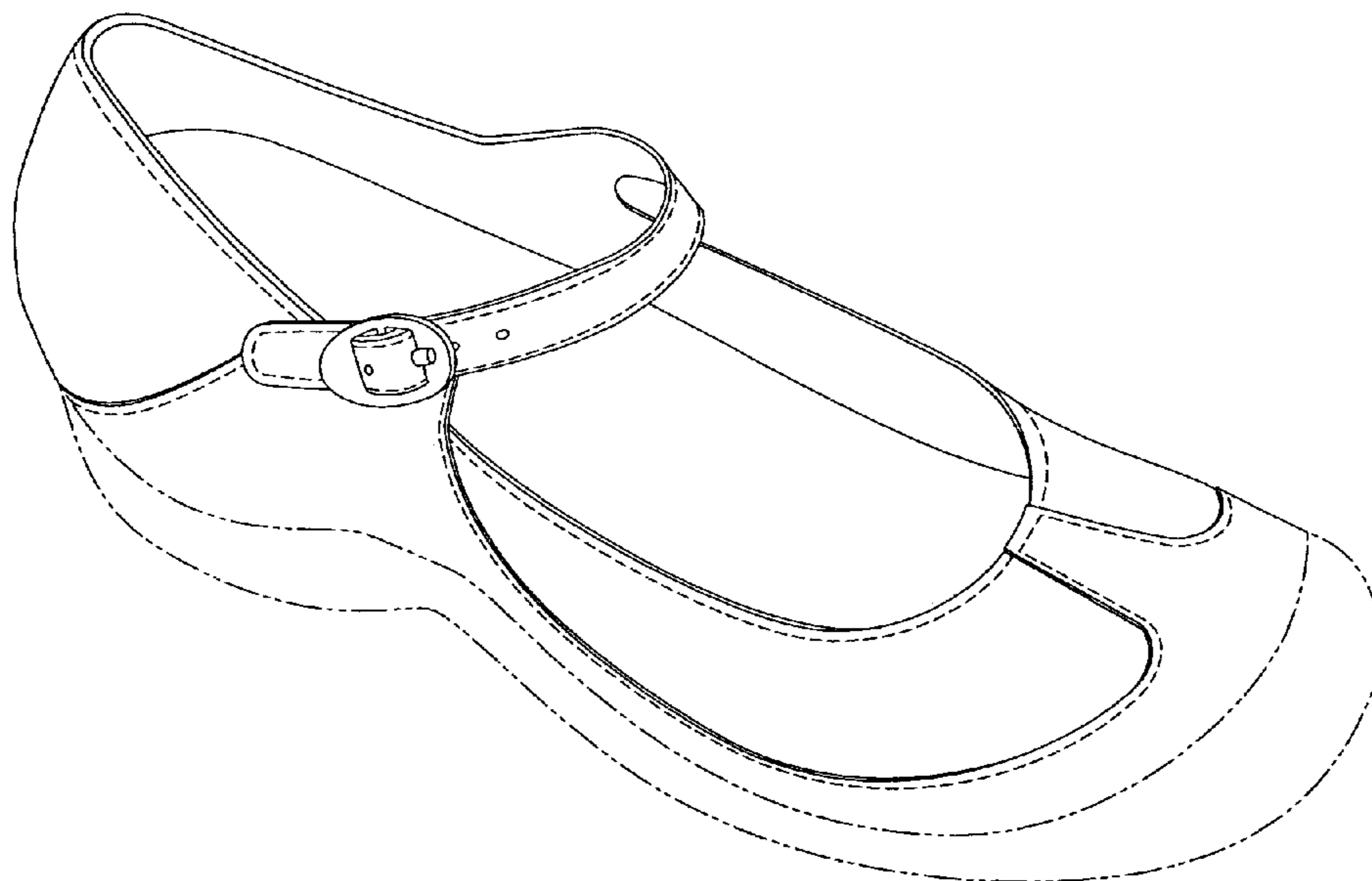
FIG. 4 is a left side view thereof;

FIG. 5 is a front view thereof; and,

FIG. 6 is a rear view thereof.

FIGS. 1-6 show features of an article of footwear in phantom lines. These features are shown for environmental purposes and do not form any part of the claimed design. Further, the phantom lines immediately adjacent the solid-line portions of the design form the boundary of the design, with the phantom lines forming no part of the claimed design.

**1 Claim, 4 Drawing Sheets**



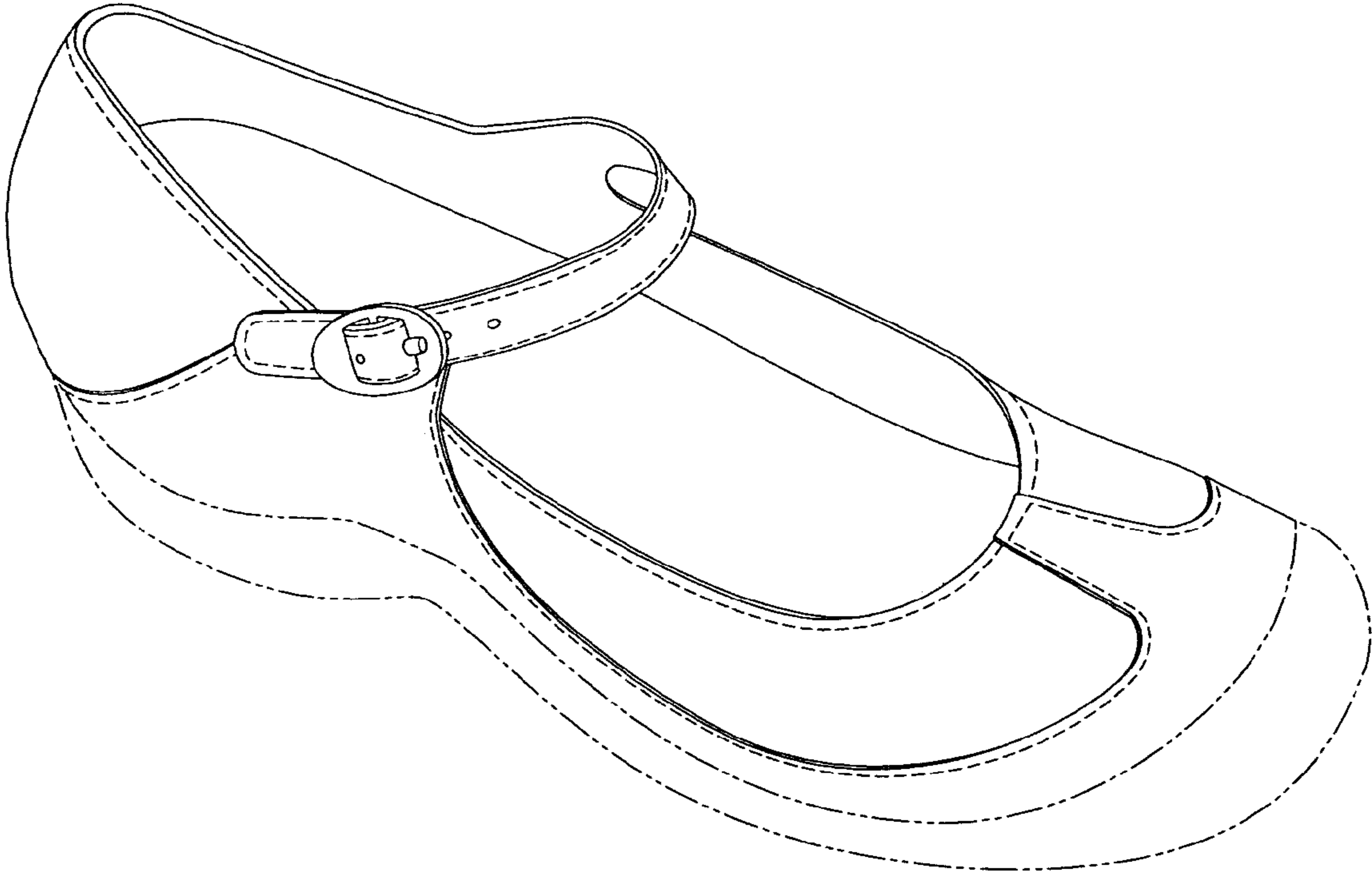


Fig. 1

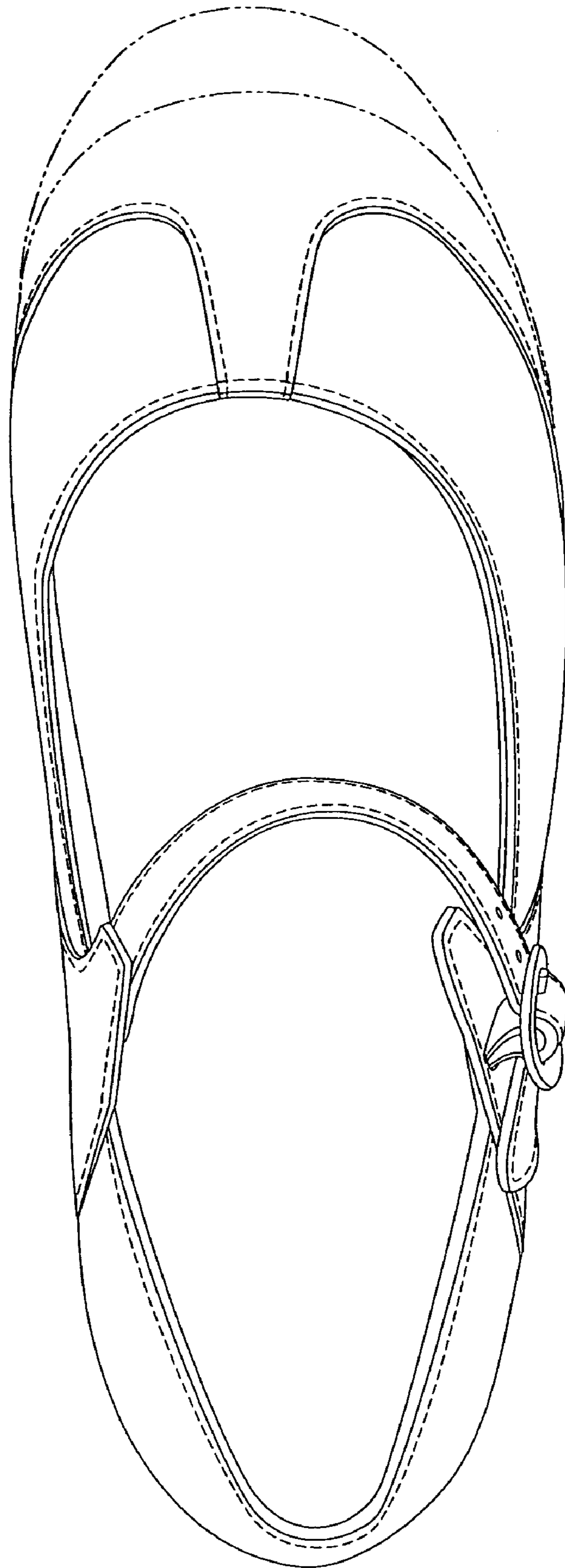


Fig. 2

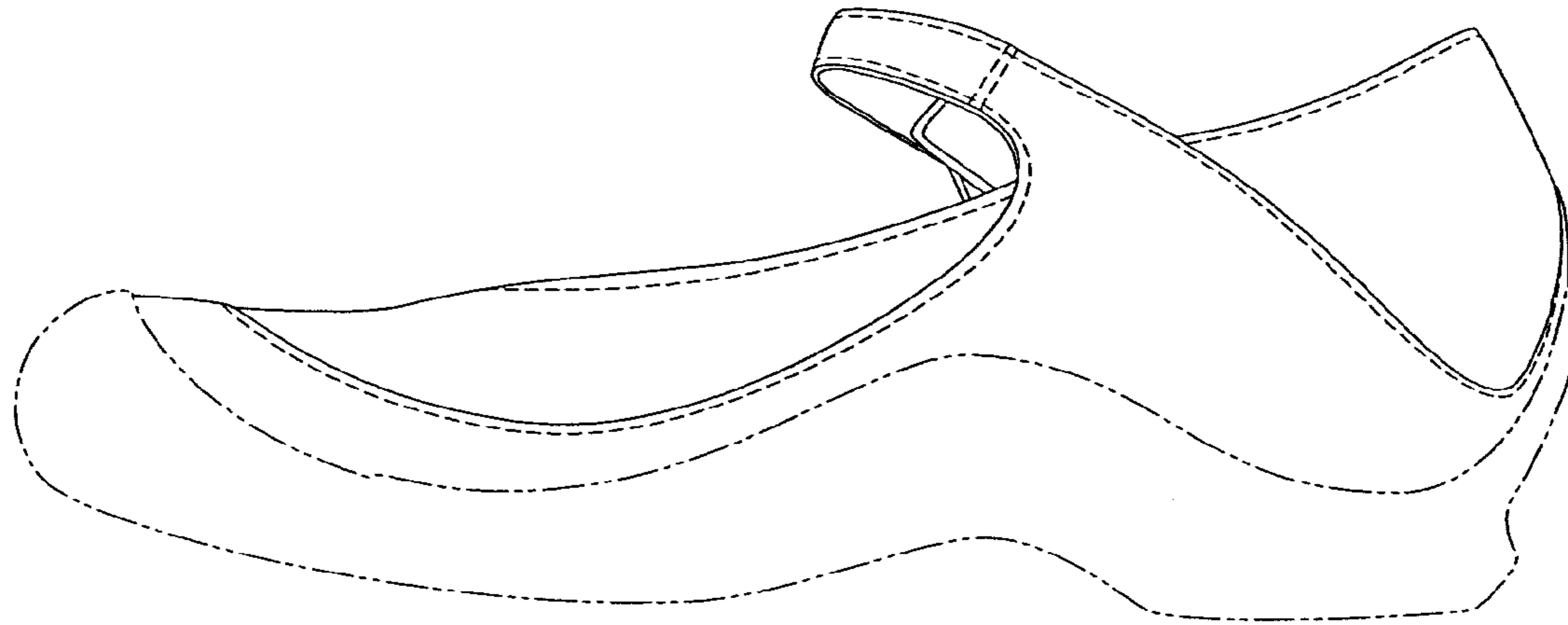


Fig. 3

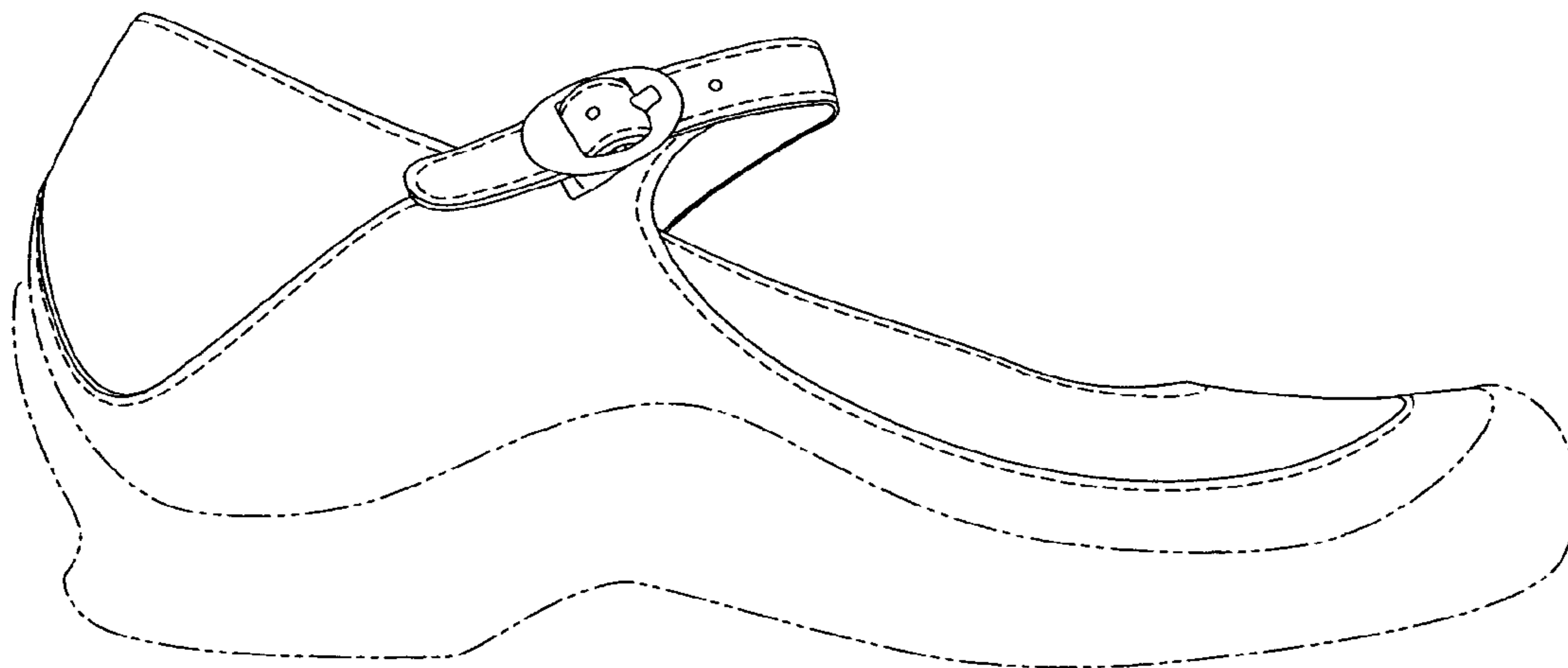


Fig. 4

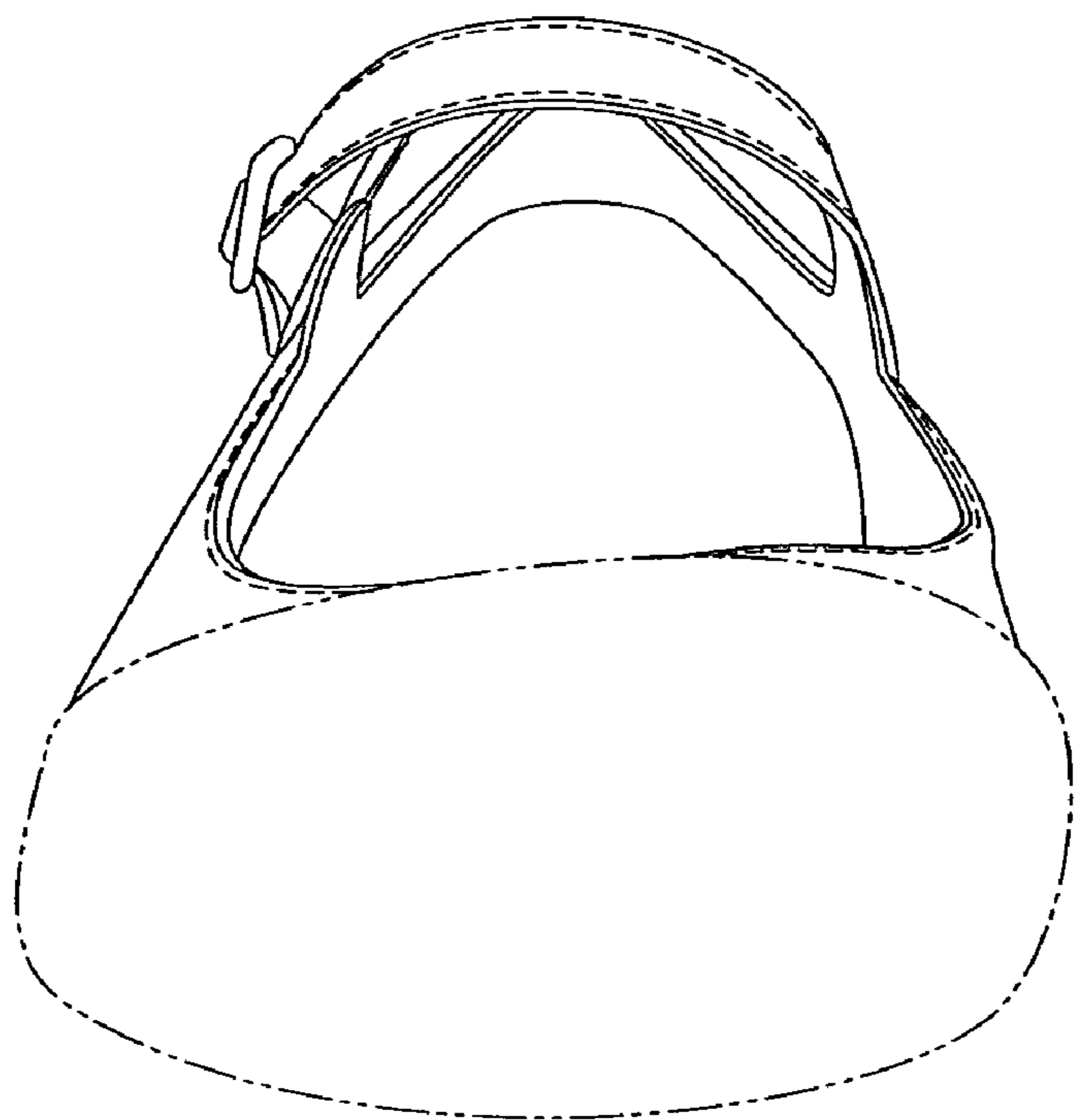


Fig. 5

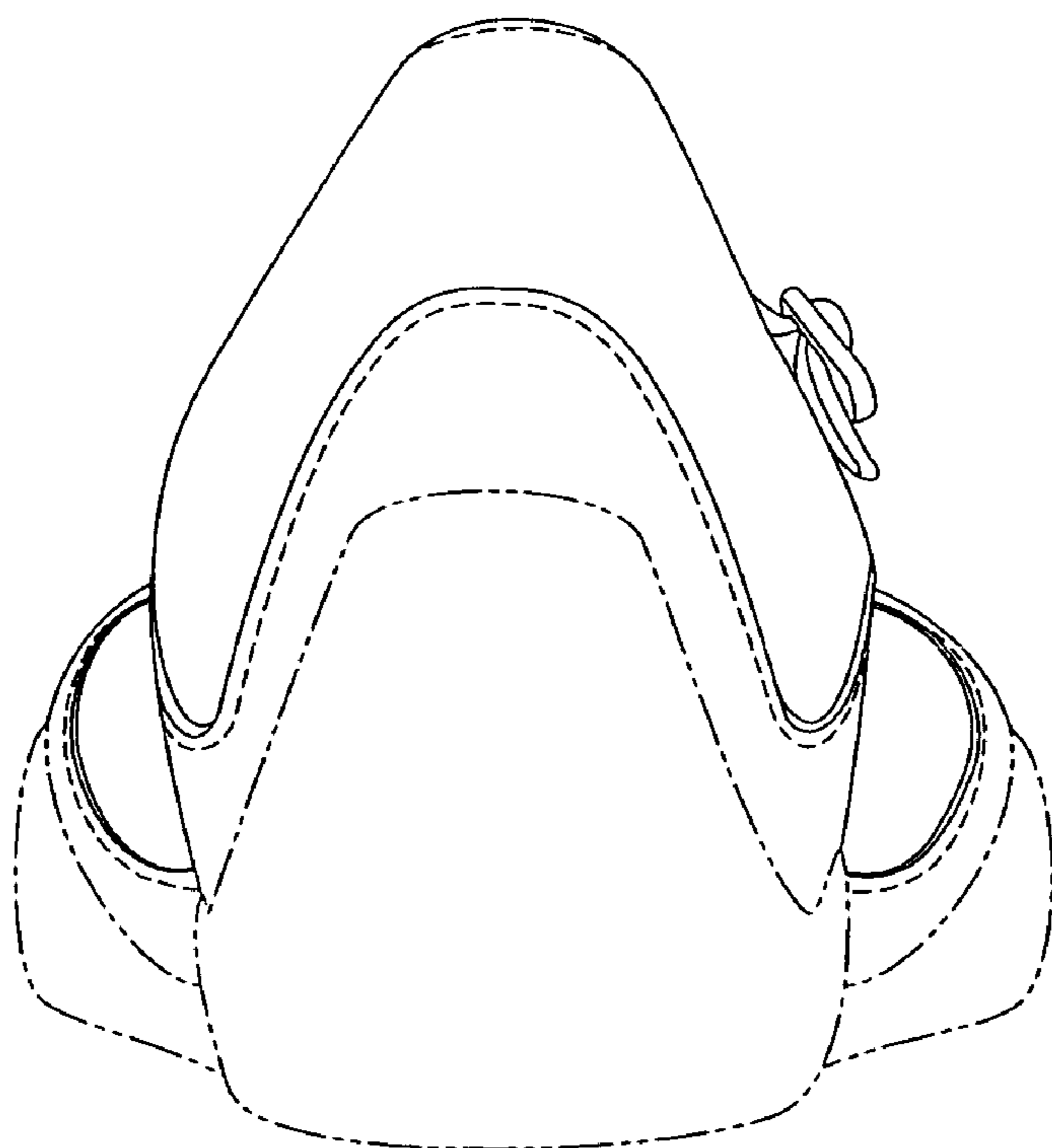


Fig. 6