



US00D566952S

(12) **United States Design Patent**
Andersen et al.

(10) **Patent No.:** **US D566,952 S**
(45) **Date of Patent:** **** Apr. 22, 2008**

(54) **FOOTWEAR UPPER**

(75) Inventors: **Deborah H. Andersen**, Prevost (CA);
Martin W. F. Dean, St. Albans (GB);
Grant A. Urie, Shelburne, VT (US)

(73) Assignee: **Wolverine World Wide, Inc.**,
Rockford, MI (US)

(**) Term: **14 Years**

(21) Appl. No.: **29/268,694**

(22) Filed: **Nov. 9, 2006**

(51) **LOC (8) Cl.** **02-99**

(52) **U.S. Cl.** **D2/969**

(58) **Field of Classification Search** D2/902,
D2/906-908, 943, 944, 969, 972-974, 946,
D2/924, 926; 36/45, 50.1, 83, 88, 113, 114,
36/126-130, 11

See application file for complete search history.

(56) **References Cited**

U.S. PATENT DOCUMENTS

- D169,956 S * 7/1953 Baroumes D2/924
- D425,692 S * 5/2000 Matis D2/969
- D428,692 S * 8/2000 Haas-Chronis D2/969
- D431,349 S * 10/2000 Matis et al. D2/969
- D431,350 S * 10/2000 Matis et al. D2/969
- D432,771 S * 10/2000 Matis et al. D2/969
- D448,149 S * 9/2001 Matis et al. D2/969
- D458,442 S * 6/2002 Matis D2/969
- D458,443 S * 6/2002 Matis D2/969
- D487,621 S * 3/2004 Robbins D2/969
- D500,194 S * 12/2004 Matis D2/969
- D500,195 S * 12/2004 Matis D2/969
- D514,787 S * 2/2006 Le D2/969
- D514,793 S * 2/2006 Corbi Rico D2/969
- D514,794 S * 2/2006 Corbi Rico D2/969

- D529,269 S 10/2006 Belley et al.
- D541,027 S * 4/2007 Belley et al. D2/969
- D545,540 S * 7/2007 Matis D2/969
- D545,541 S * 7/2007 Belley et al. D2/969
- D545,544 S * 7/2007 Matis et al. D2/969

OTHER PUBLICATIONS

Merrell Fall 2003 Catalog, p. 39.
Merrell Fall 2005 Catalog, pp. 69-70.

* cited by examiner

Primary Examiner—Dominic Simone

(74) *Attorney, Agent, or Firm*—Warner Norcross & Judd
LLP

(57) **CLAIM**

The ornamental design for footwear upper, as shown and described.

DESCRIPTION

FIG. 1 is a perspective view of the footwear upper embodying the new design;

FIG. 2 is a top view thereof;

FIG. 3 is a right side view thereof;

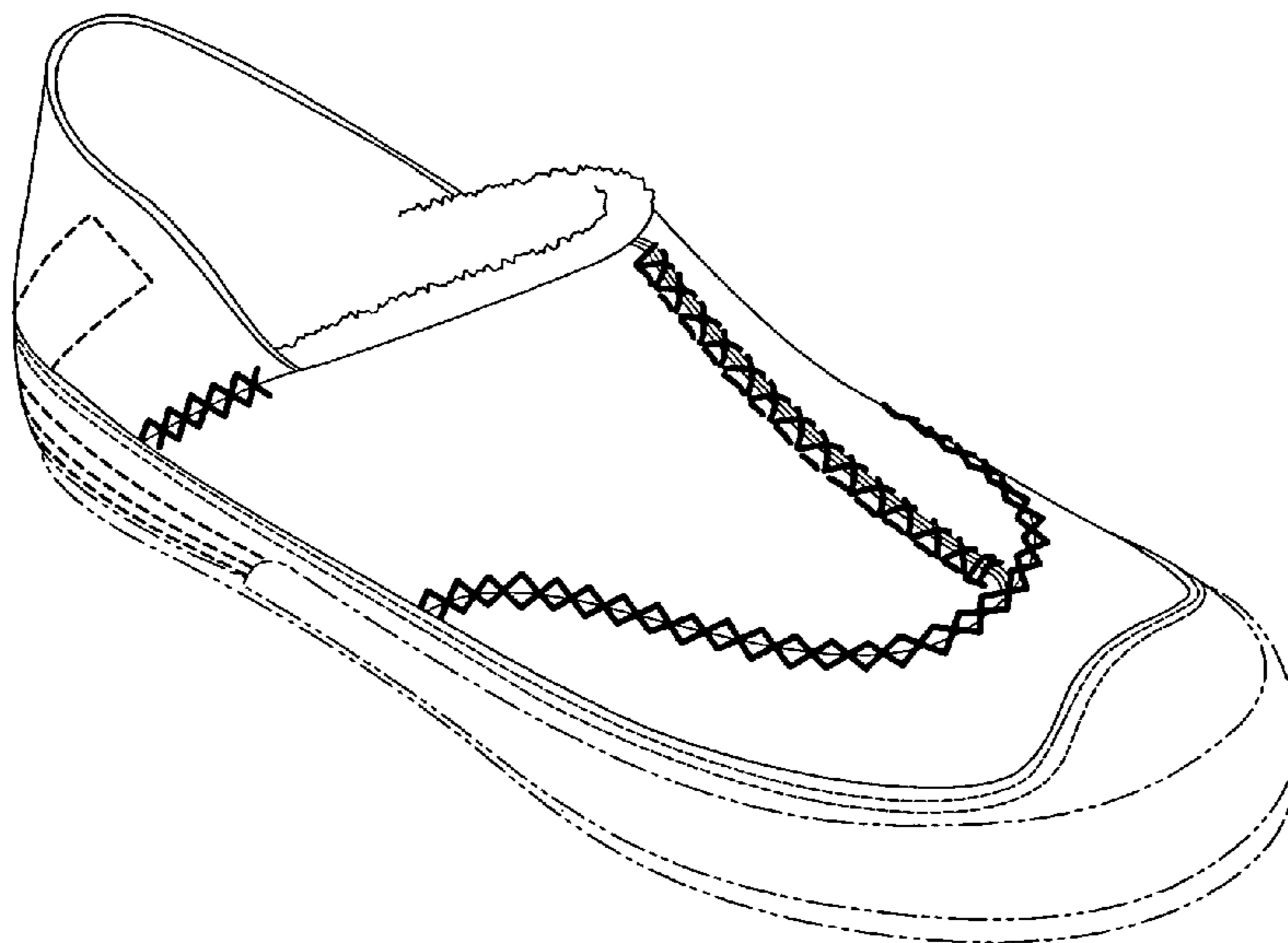
FIG. 4 is a left side view thereof;

FIG. 5 is a front view thereof; and,

FIG. 6 is a rear view thereof.

FIGS. 1-6 show features of an article of footwear in phantom lines. These features are shown for environmental purposes and do not form any part of the claimed design. Further, the phantom lines immediately adjacent the solid-line portions of the design form the boundary of the design, with the phantom lines forming no part of the claimed design.

1 Claim, 4 Drawing Sheets



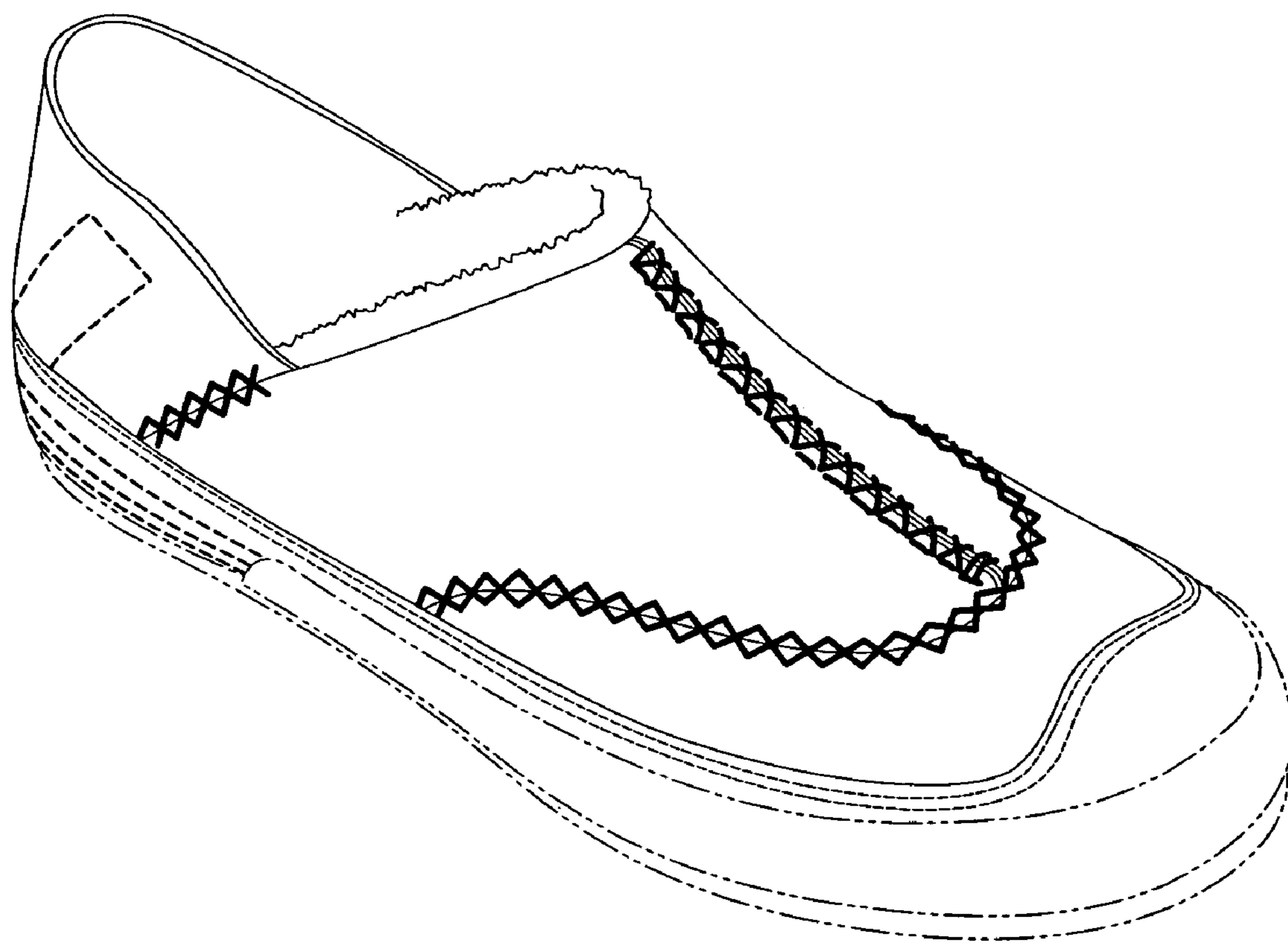


Fig. 1

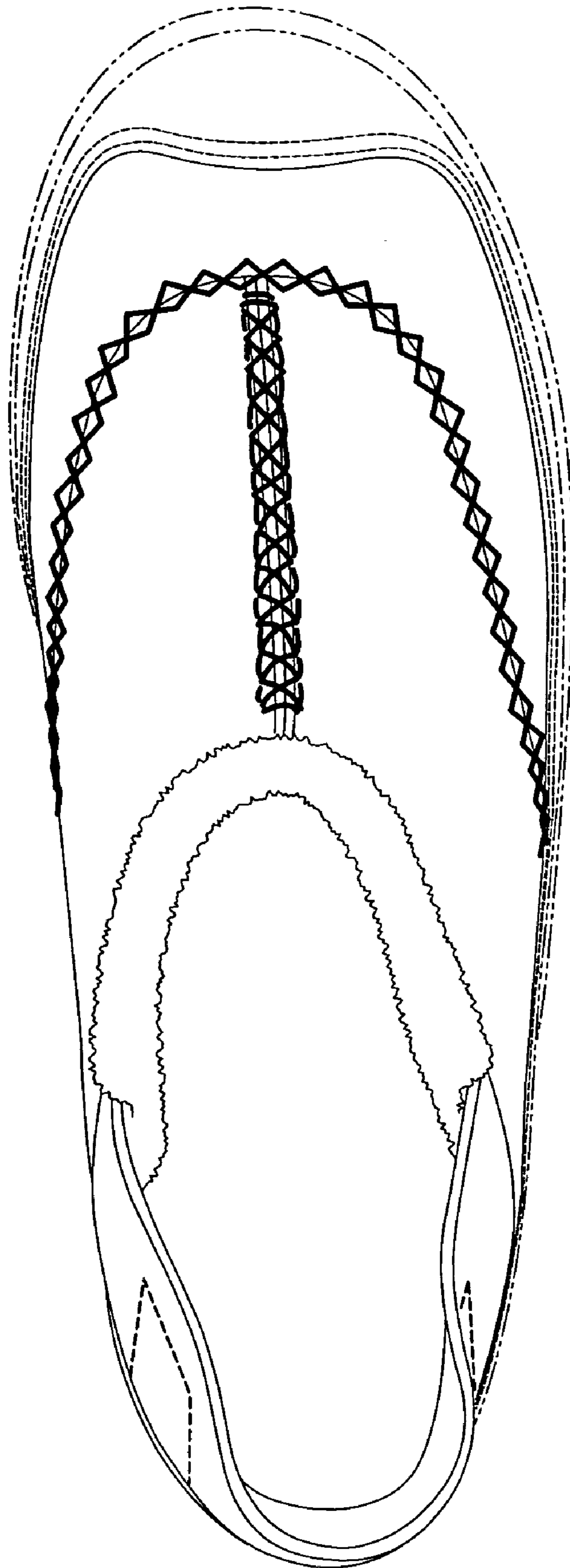


Fig. 2




Fig. 3

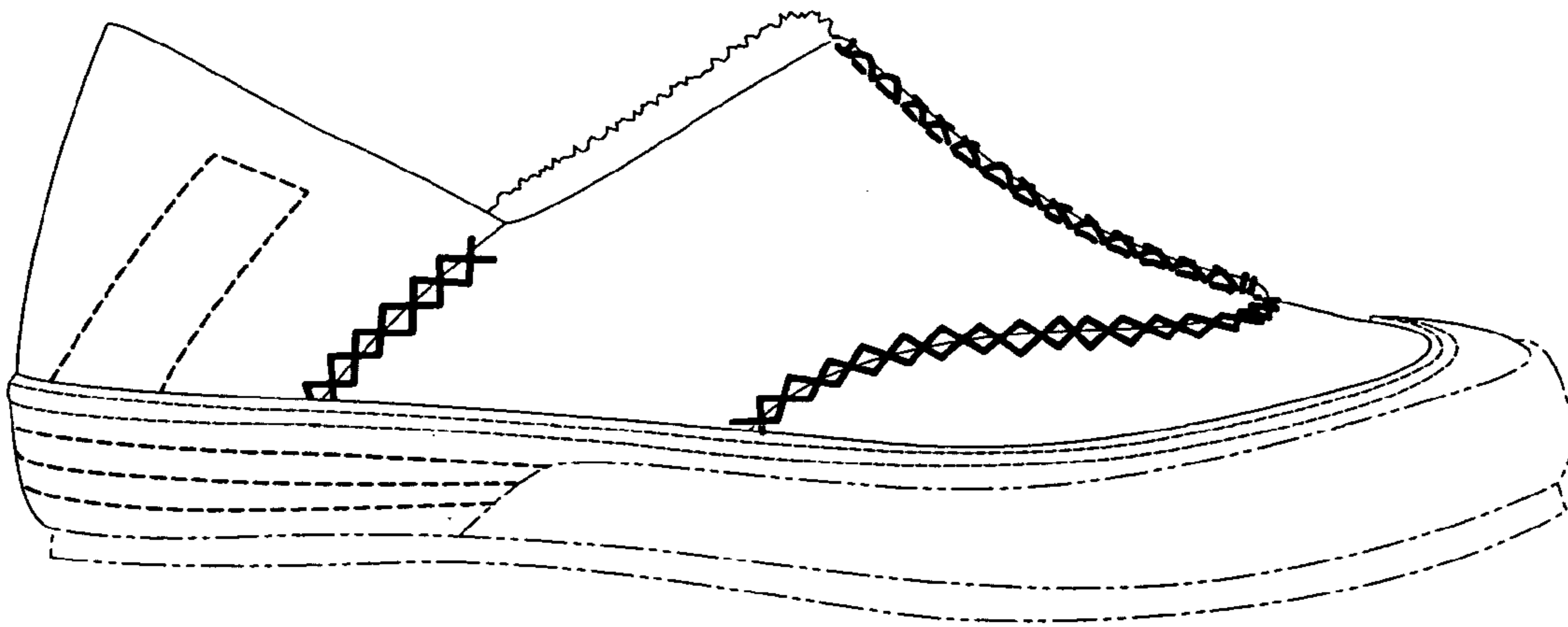


Fig. 4

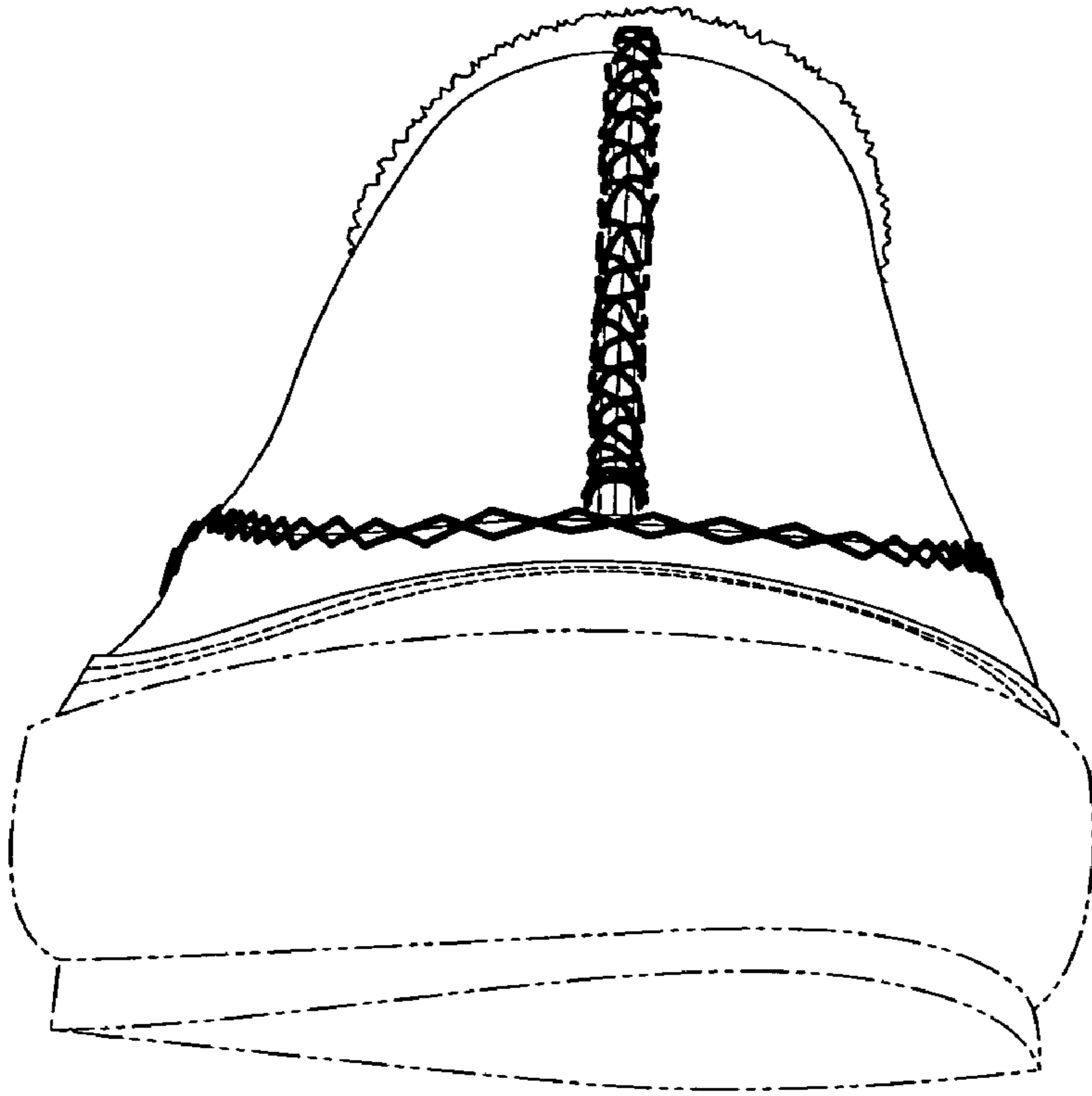


Fig. 5

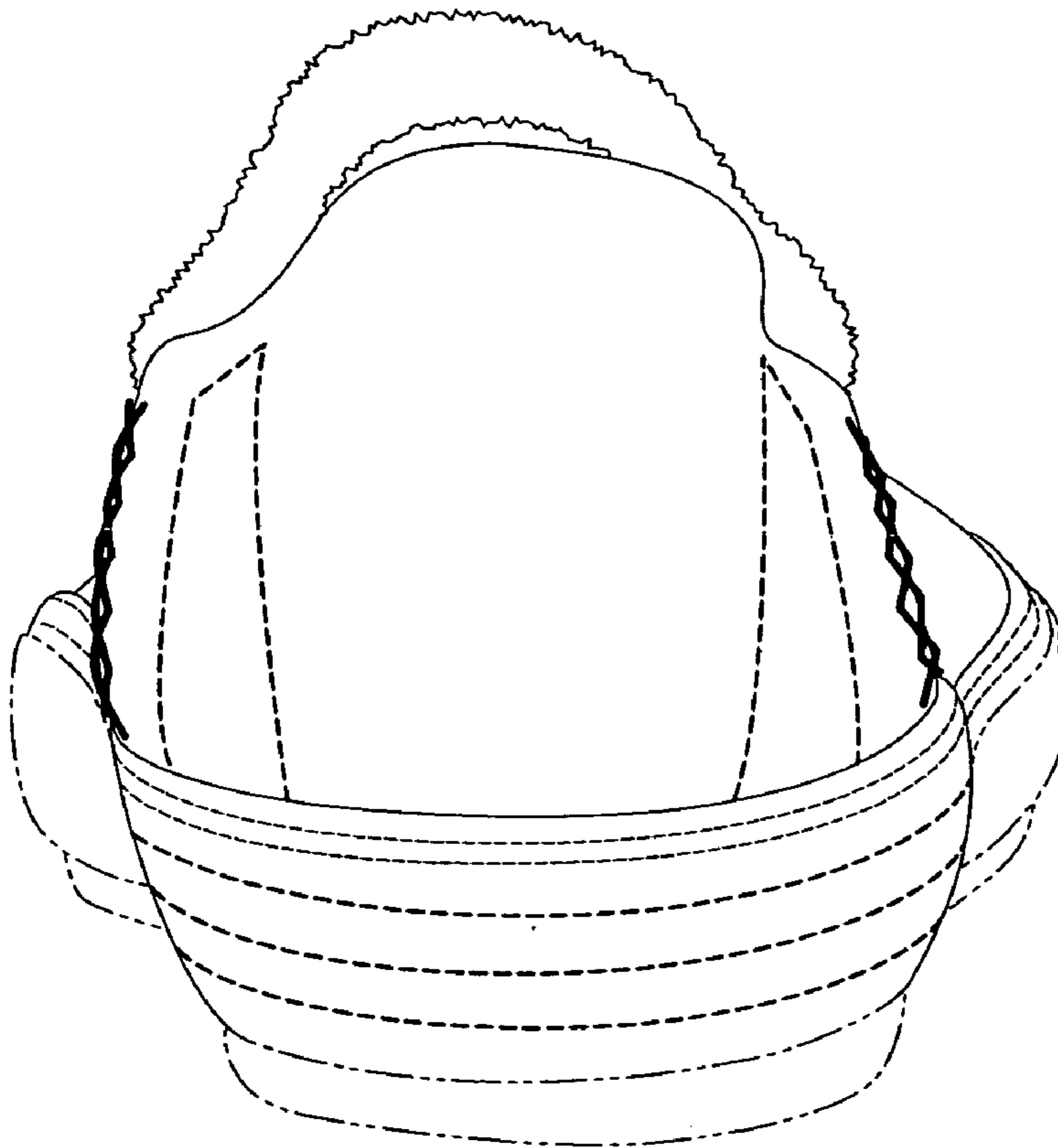


Fig. 6