

US00D566949S

(12) **United States Design Patent**
Matis et al.

(10) **Patent No.:** **US D566,949 S**
(45) **Date of Patent:** **** Apr. 22, 2008**

(54) **FOOTWEAR UPPER**

D541,518 S * 5/2007 Rasmussen D2/972
D547,936 S * 8/2007 Masullo D2/969

(75) Inventors: **Clark A. Matis**, Charlotte, VT (US);
Martin W. F. Dean, St. Albans (GB)

(73) Assignee: **Wolverine World Wide, Inc.**,
Rockford, MI (US)

(**) Term: **14 Years**

(21) Appl. No.: **29/268,691**

(22) Filed: **Nov. 9, 2006**

(51) **LOC (8) Cl.** **02-99**

(52) **U.S. Cl.** **D2/969**

(58) **Field of Classification Search** D2/902,
D2/906-908, 943, 944, 969, 972-974, 946,
D2/924, 926; 36/45, 50.1, 83, 88, 113, 114,
36/126-130, 11

See application file for complete search history.

(56) **References Cited**

U.S. PATENT DOCUMENTS

- D476,144 S * 6/2003 Adams et al. D2/969
- D487,960 S 4/2004 Bandini et al.
- D503,524 S 4/2005 Belley et al.
- D504,763 S 5/2005 Matis et al.
- D511,883 S 11/2005 Matis
- D514,788 S 2/2006 Schoenborn et al.
- D528,285 S * 9/2006 Hlavacs D2/972
- D529,707 S * 10/2006 Shaffer D2/972
- D532,587 S 11/2006 Matis
- D533,987 S * 12/2006 Matis et al. D2/969
- D535,463 S * 1/2007 Matis et al. D2/969

OTHER PUBLICATIONS

Merrell Spring 2007 Catalog, pp. 33, 34.

* cited by examiner

Primary Examiner—Dominic Simone

(74) *Attorney, Agent, or Firm*—Warner Norcross & Judd
LLP

(57) **CLAIM**

The ornamental design for footwear upper, as shown and described.

DESCRIPTION

FIG. 1 is a perspective view of the footwear upper embodying the new design;

FIG. 2 is a top view thereof;

FIG. 3 is a right side view thereof;


FIG. 4 is a left side view thereof;

FIG. 5 is a front view thereof; and,

FIG. 6 is a rear view thereof.

FIGS. 1-6 show features of an article of footwear in phantom lines. These features are shown for environmental purposes and do not form any part of the claimed design. Further, the phantom lines immediately adjacent the solid-line portions of the design form the boundary of the design, with the phantom lines forming no part of the claimed design.

1 Claim, 4 Drawing Sheets



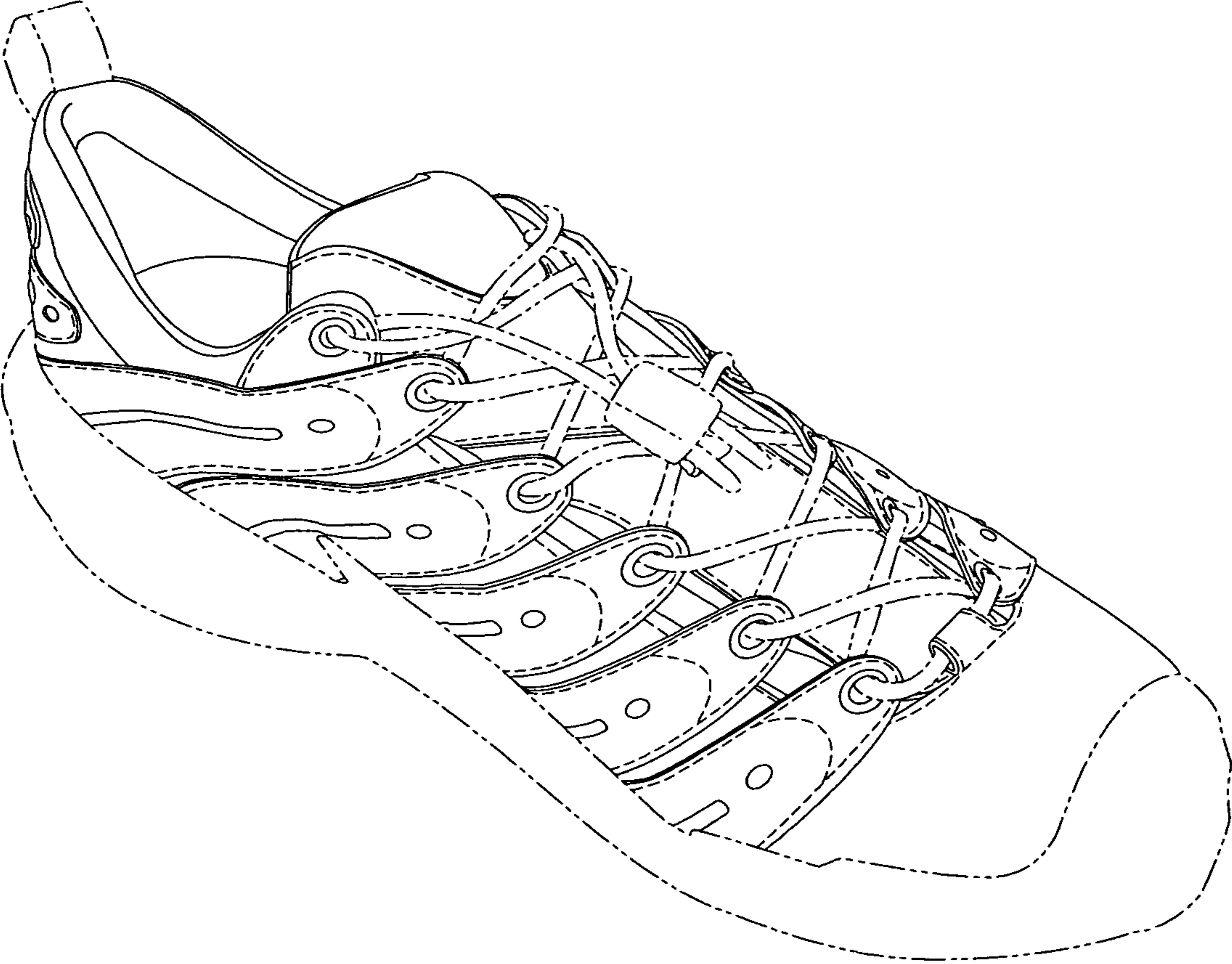


Fig. 1

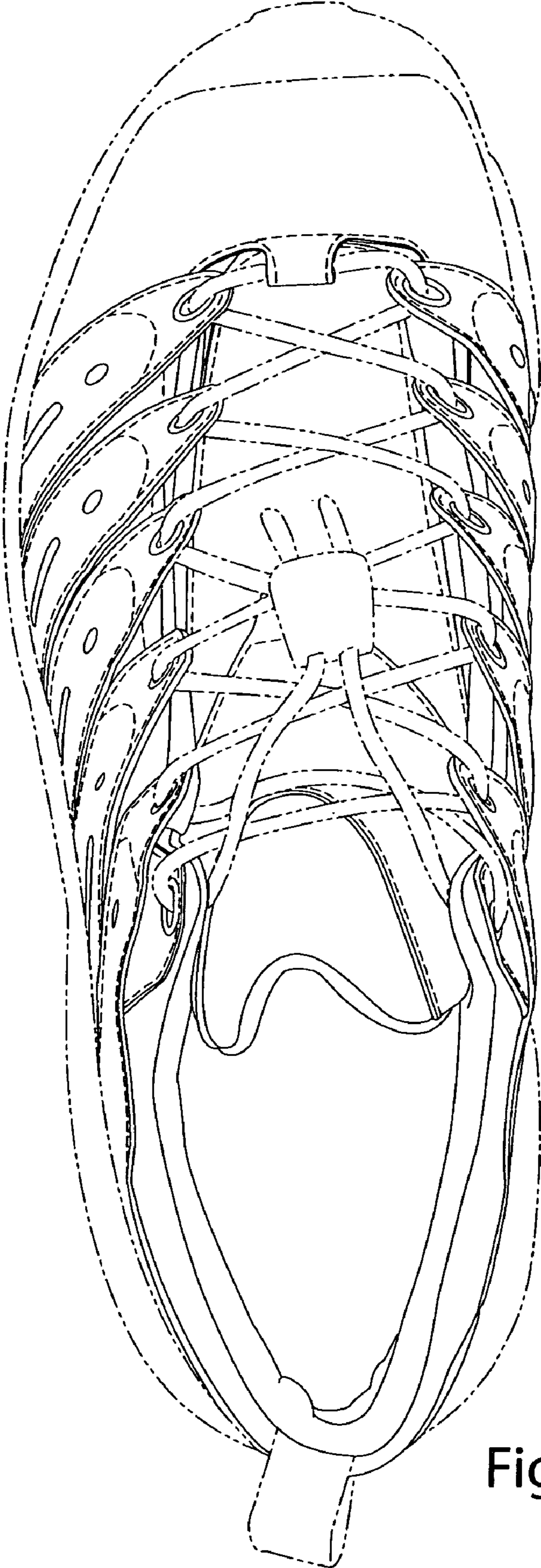


Fig. 2




Fig. 3

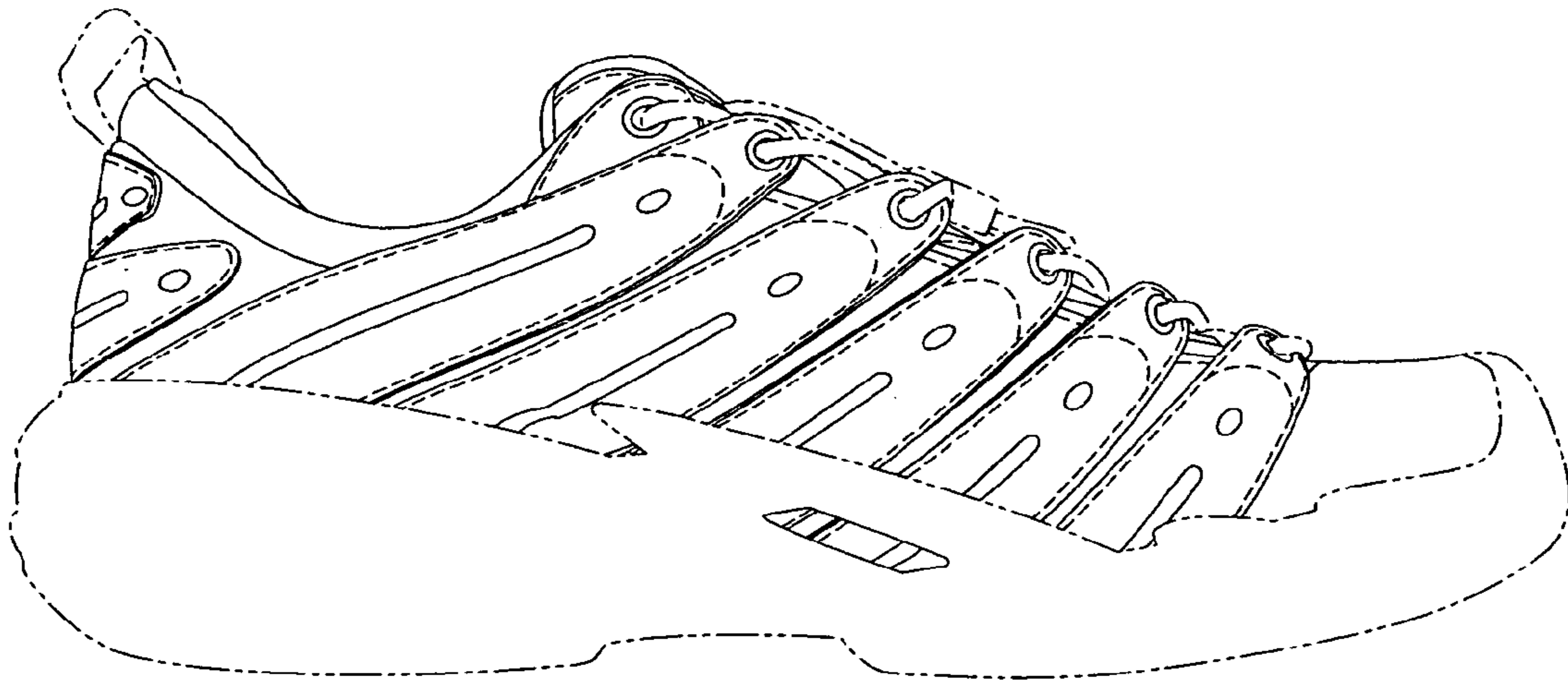


Fig. 4

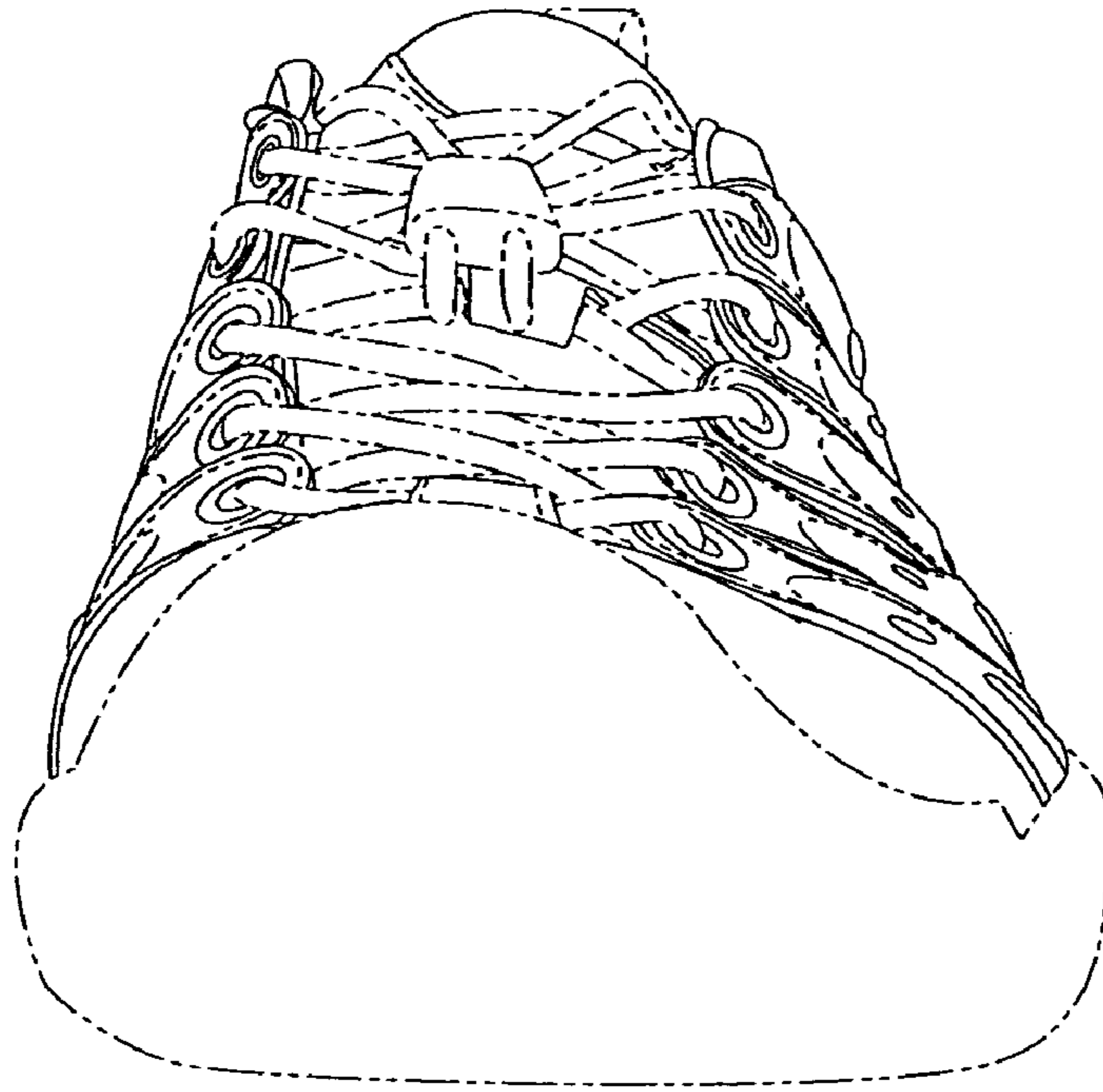


Fig. 5

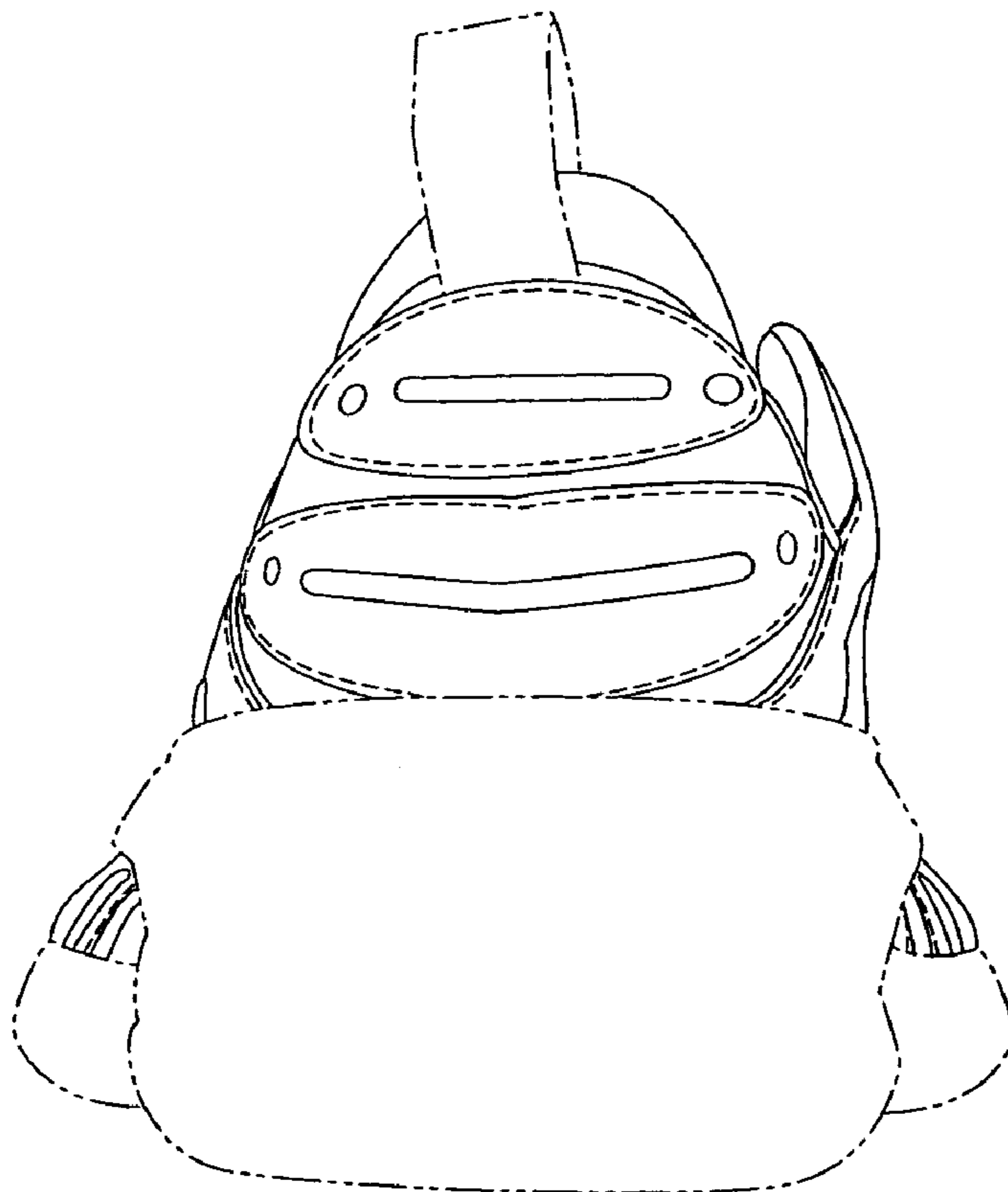


Fig. 6