

US00D566948S

(12) **United States Design Patent**
Belley et al.

(10) **Patent No.:** **US D566,948 S**

(45) **Date of Patent:** **** Apr. 22, 2008**

(54) **FOOTWEAR UPPER**

(75) Inventors: **Manon Belley**, Laval (CA); **Grant A. Urie**, Shelburne, VT (US)

(73) Assignee: **Wolverine World Wide, Inc.**,
Rockford, MI (US)

(**) Term: **14 Years**

(21) Appl. No.: **29/268,685**

(22) Filed: **Nov. 9, 2006**

(51) **LOC (8) Cl.** **02-99**

(52) **U.S. Cl.** **D2/969**

(58) **Field of Classification Search** D2/902,
D2/906-908, 943, 944, 969, 972-974, 946,
D2/924, 926; 36/45, 50.1, 83, 88, 113, 114,
36/126-130, 11

See application file for complete search history.

(56) **References Cited**

U.S. PATENT DOCUMENTS

D425,692 S	*	5/2000	Matis	D2/969
D448,149 S	*	9/2001	Matis et al.	D2/969
D458,443 S	*	6/2002	Matis	D2/969
D463,903 S	*	10/2002	Rogers	D2/969
D471,700 S	*	3/2003	Banik	D2/969
D476,796 S	*	7/2003	Meza et al.	D2/902
D481,862 S		11/2003	Urie et al.		
D487,621 S	*	3/2004	Robbins	D2/969
D500,194 S	*	12/2004	Matis	D2/969
D500,195 S	*	12/2004	Matis	D2/969
D502,309 S	*	3/2005	Belley et al.	D2/969

D514,786 S		2/2006	Le		
D514,787 S	*	2/2006	Le	D2/969
D526,115 S		8/2006	Ferraresso et al.		
D545,540 S	*	7/2007	Matis	D2/969
D545,544 S	*	7/2007	Matis et al.	D2/969

* cited by examiner

Primary Examiner—Dominic Simone

(74) *Attorney, Agent, or Firm*—Warner Norcross & Judd
LLP

(57) **CLAIM**

The ornamental design for footwear upper, as shown and described.

DESCRIPTION

FIG. 1 is a perspective view of the footwear upper embodying the new design;

FIG. 2 is a top view thereof;

FIG. 3 is a right side view thereof;

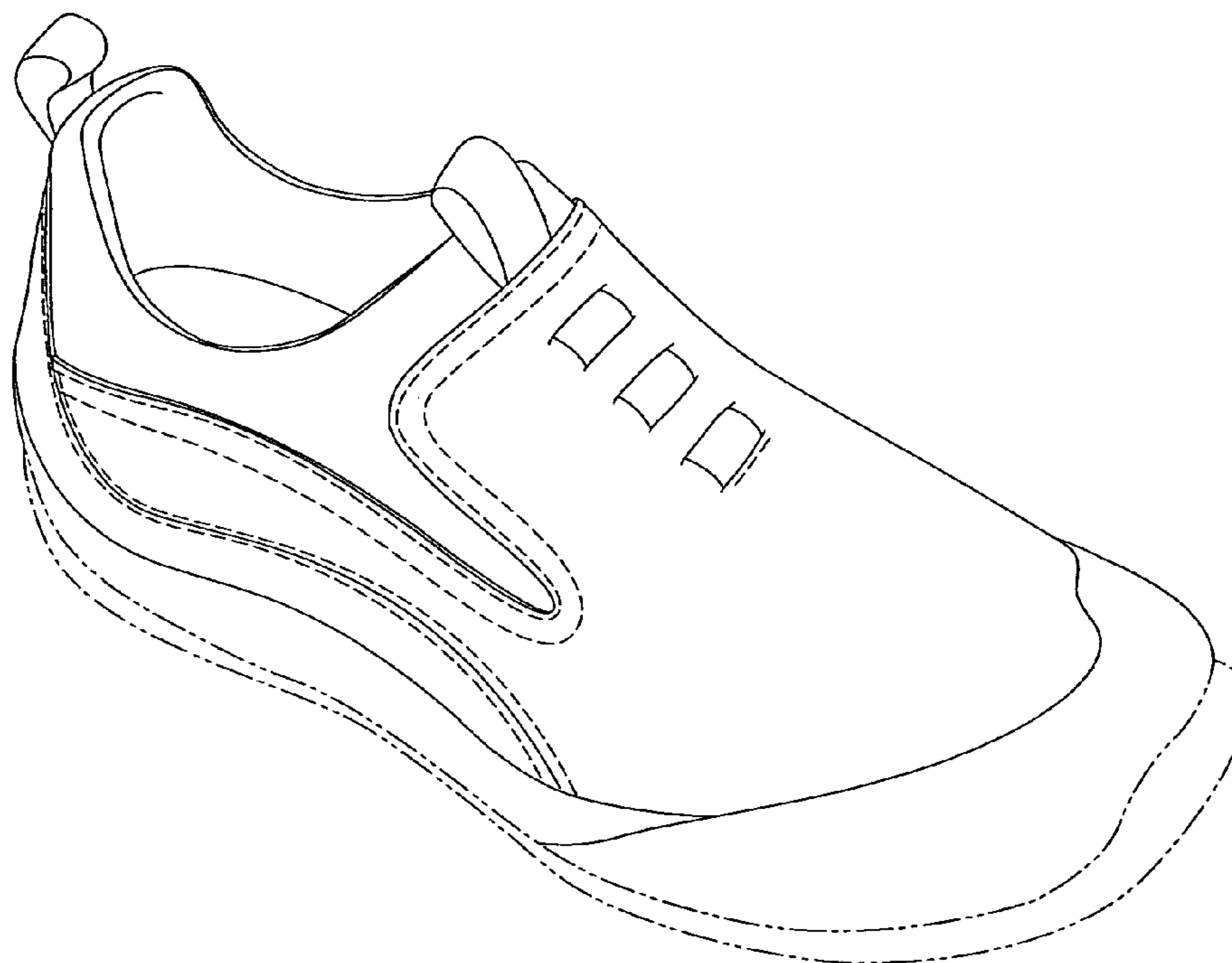
FIG. 4 is a left side view thereof;

FIG. 5 is a front view thereof; and,

FIG. 6 is a rear view thereof.

FIGS. 1-6 show features of an article of footwear in phantom lines. These features are shown for environmental purposes and do not form any part of the claimed design. Further, the phantom lines immediately adjacent the solid-line portions of the design form the boundary of the design, with the phantom lines forming no part of the claimed design.

1 Claim, 4 Drawing Sheets






Fig. 1

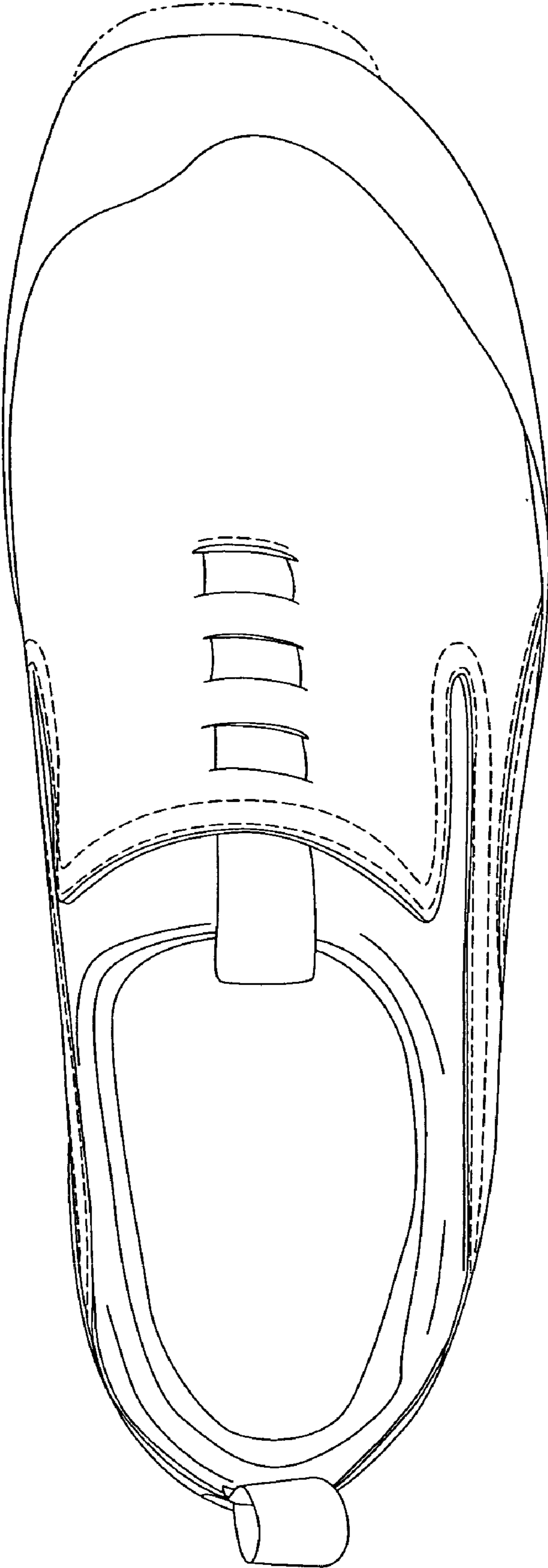


Fig. 2




Fig. 3

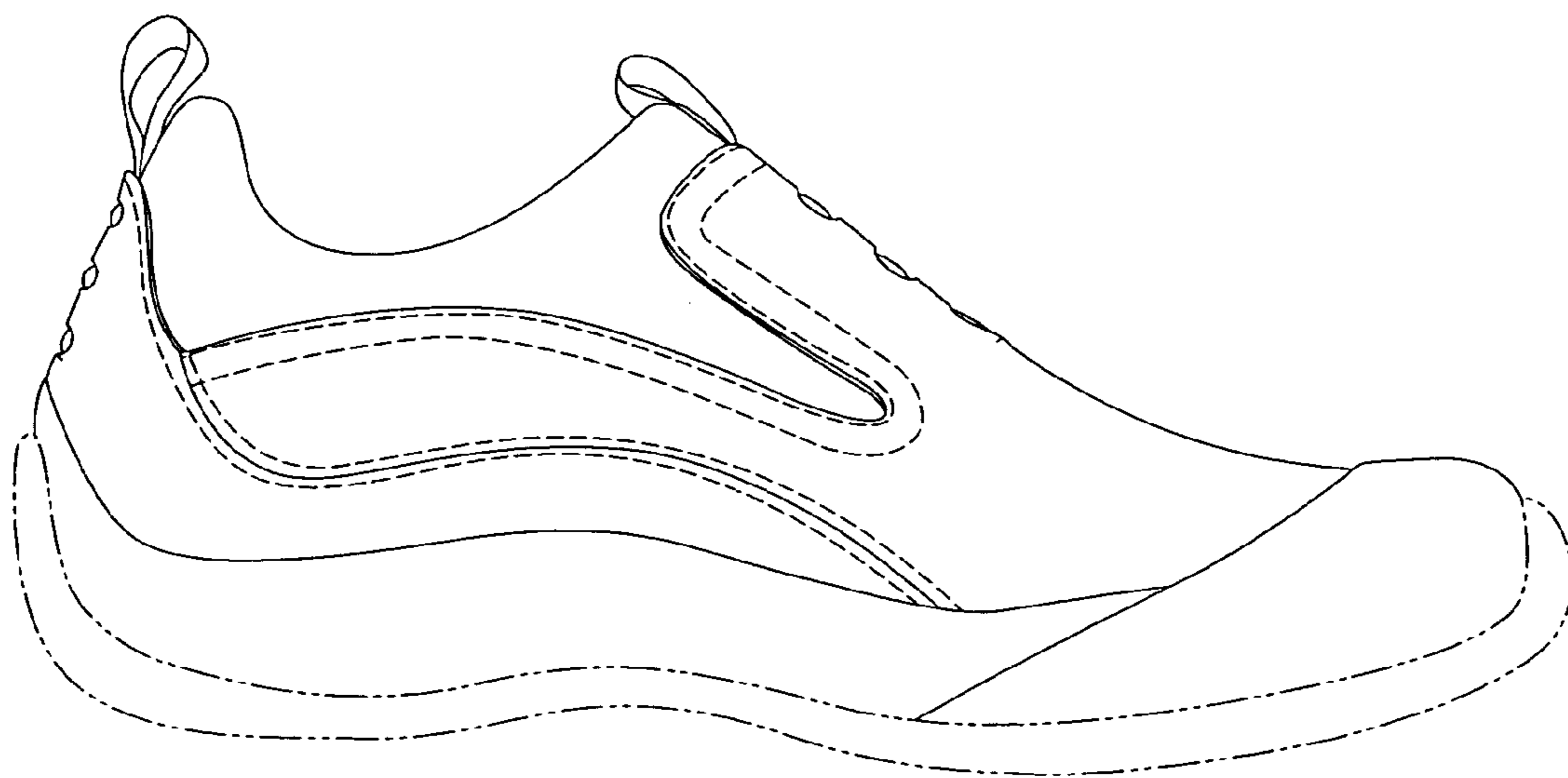


Fig. 4

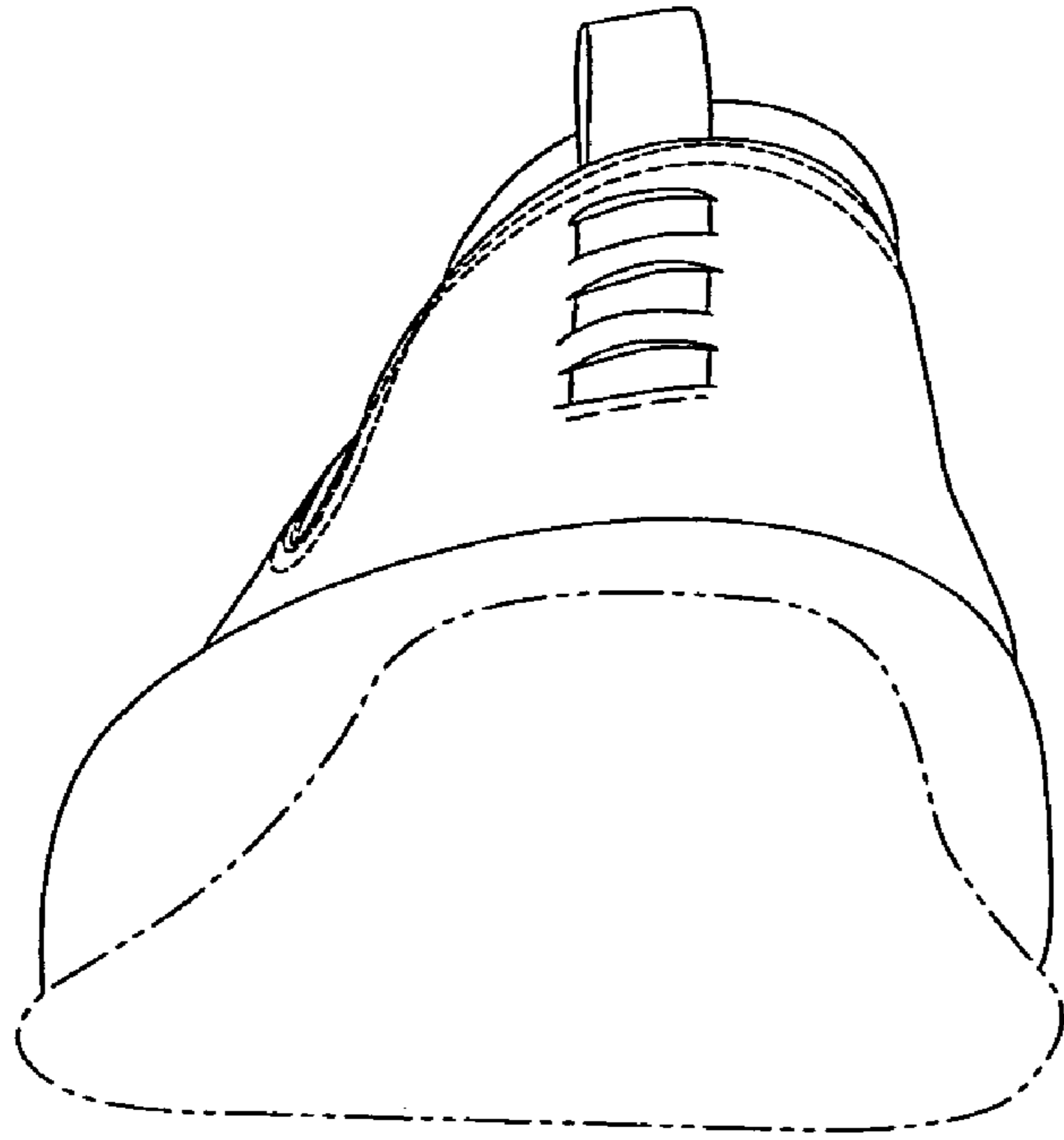


Fig. 5

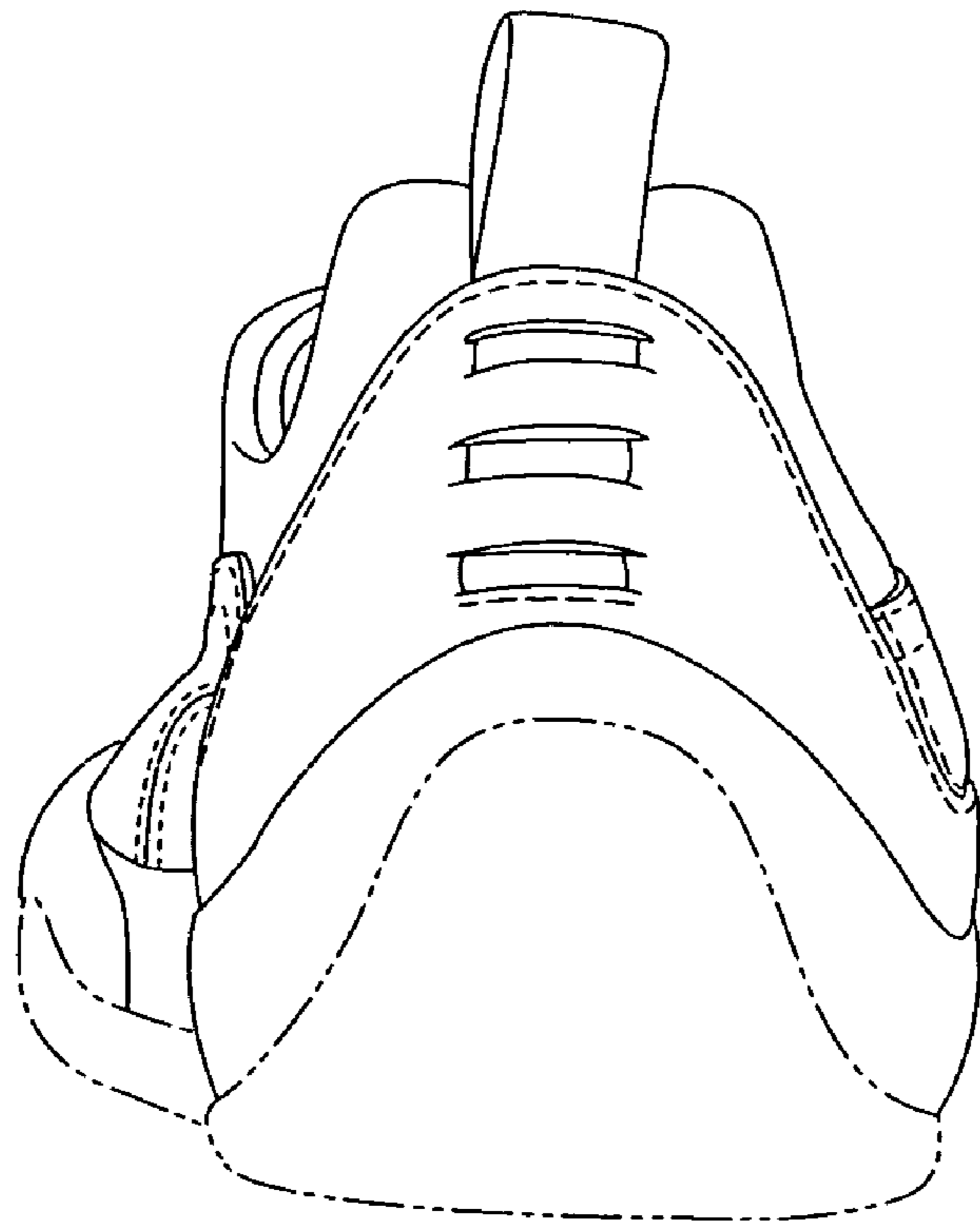


Fig. 6