



US00D566939S

(12) **United States Design Patent**
Schoenborn et al.

(10) **Patent No.:** **US D566,939 S**

(45) **Date of Patent:** **** Apr. 22, 2008**

(54) **FOOTWEAR SOLE**

(75) Inventors: **Mary L. Schoenborn**, Boulder, CO
(US); **Defne Yalkut**, Milan (IT)

(73) Assignee: **Wolverine World Wide, Inc.**,
Rockford, MI (US)

(**) Term: **14 Years**

(21) Appl. No.: **29/286,755**

(22) Filed: **May 17, 2007**

(51) **LOC (8) Cl.** **02-04**

(52) **U.S. Cl.** **D2/957; D2/954; D2/955;**
D2/956

(58) **Field of Classification Search** D2/902,
D2/946–949, 951–960; D12/513, 545, 566,
D12/580, 583, 602; 36/3 B, 22 R, 24.5,
36/25 R, 28, 32 R, 34 R, 67 A, 59 C
See application file for complete search history.

(56) **References Cited**

U.S. PATENT DOCUMENTS

2,722,756 A *	11/1955	Ecclesine	36/59 C
D234,014 S *	12/1974	Traver	D2/959
D401,396 S *	11/1998	Kayano	D2/954
D402,095 S *	12/1998	Cretinon	D2/957
D427,757 S *	7/2000	Ruth	D2/957
D460,608 S *	7/2002	Laberge et al.	D2/957
D476,800 S *	7/2003	Fuerst	D2/957
D503,522 S	4/2005	Schoenborn et al.	
D504,205 S *	4/2005	Andrews-Kramer	D2/960
D507,097 S *	7/2005	Sonnergren	D2/956
D508,160 S	8/2005	Sonnergren	
D508,764 S	8/2005	Sonnergren	
D509,048 S	9/2005	Sonnergren	
D509,345 S	9/2005	Munns	

D512,818 S *	12/2005	Mitani et al.	D2/953
D515,290 S	2/2006	Sonnergren	
D515,291 S	2/2006	Sonnergren	
D518,280 S	4/2006	Matis et al.	
D522,724 S	6/2006	Urie et al.	
D530,491 S	10/2006	Sonnergren	
D530,893 S	10/2006	Sonnergren	
2003/0172548 A1 *	9/2003	Fuerst	36/28

* cited by examiner

Primary Examiner—Celia A. Murphy

(74) *Attorney, Agent, or Firm*—Warner Norcross & Judd
LLP

(57) **CLAIM**

The ornamental design for footwear sole, as shown and described.

DESCRIPTION

FIG. 1 is a perspective view of the footwear sole embodying the new design;

FIG. 2 is a bottom view thereof;

FIG. 3 is a right side view thereof;

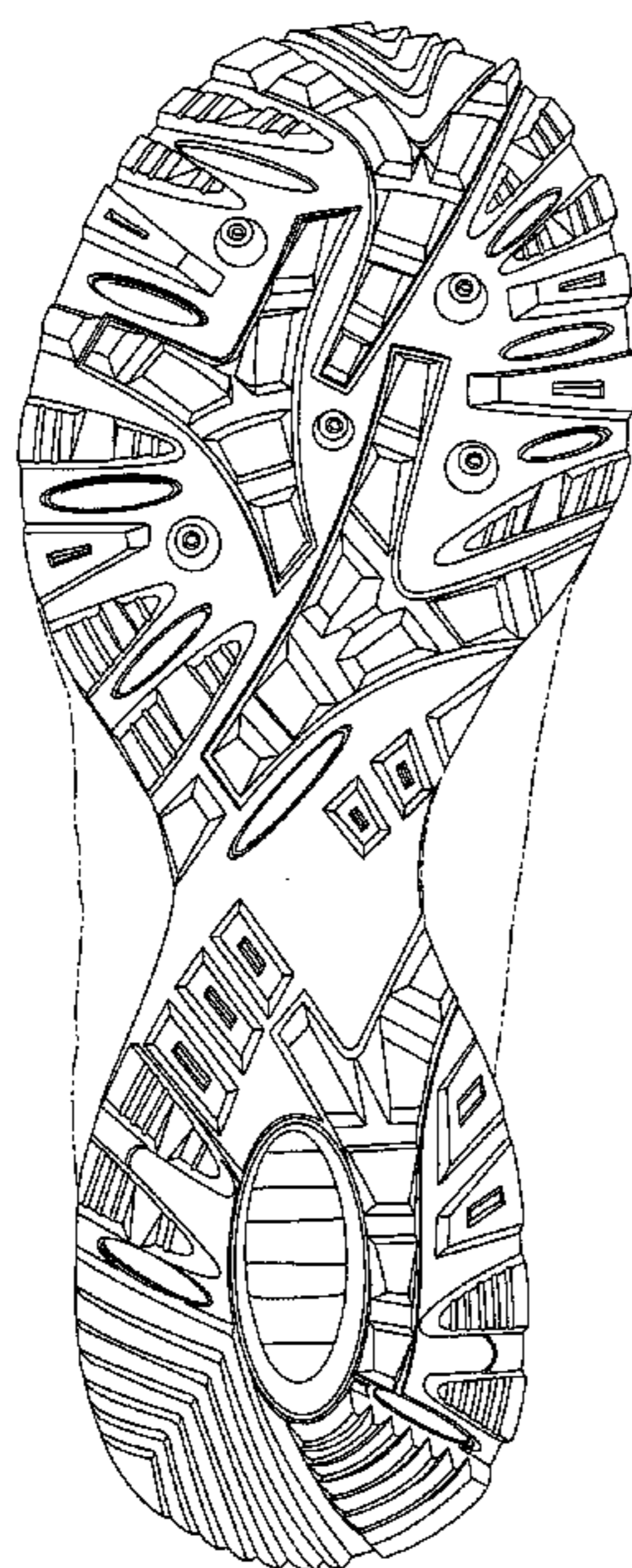
FIG. 4 is a left side view thereof;

FIG. 5 is a front view thereof; and,

FIG. 6 is a rear view thereof.

FIGS. 1–6 show features of an article of footwear in phantom lines. These features are shown for environmental purposes and do not form any part of the claimed design. Further, the phantom lines immediately adjacent the solid-line portions of the design form the boundary of the design, with the phantom lines forming no part of the claimed design.

1 Claim, 4 Drawing Sheets



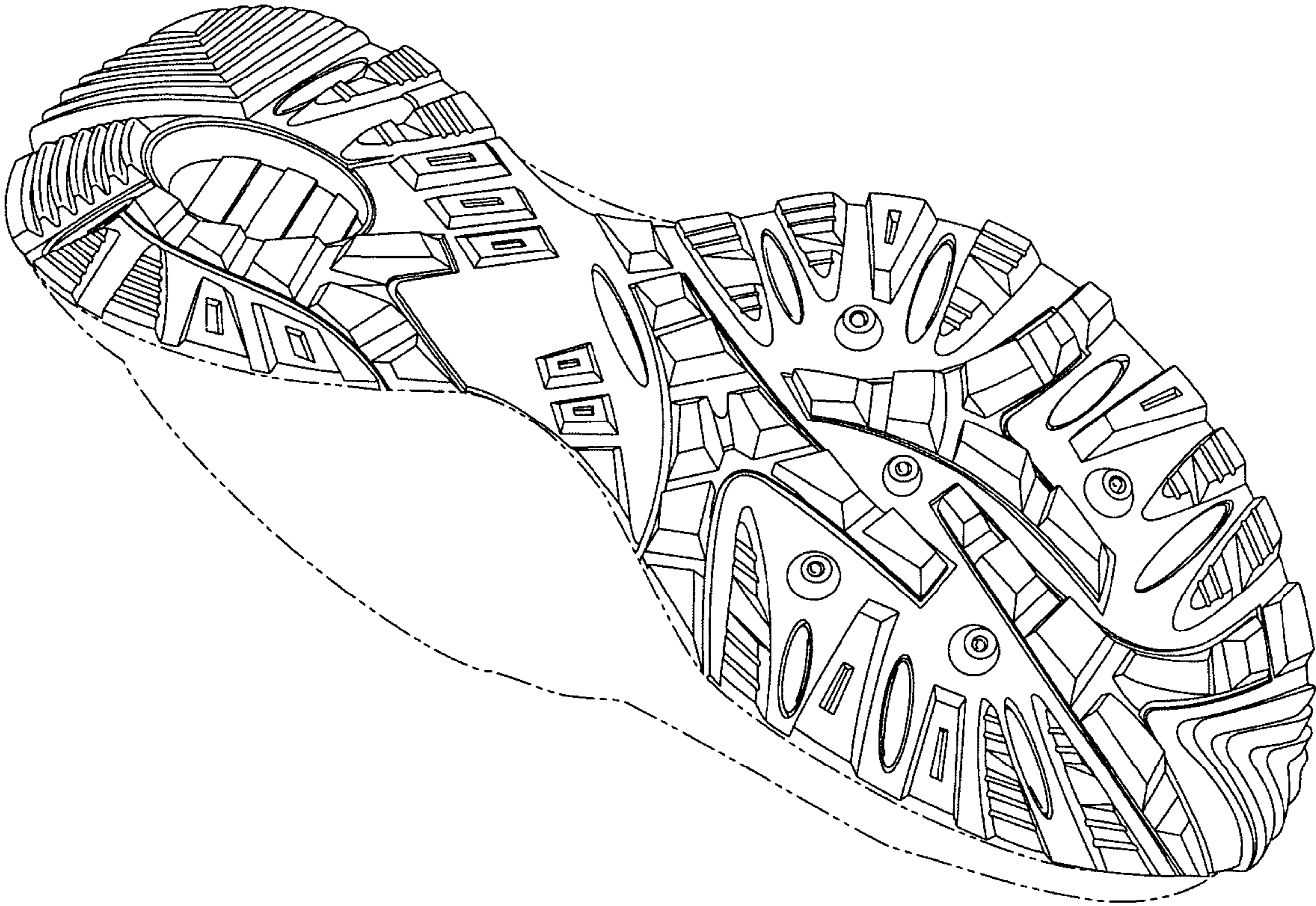


Fig. 1

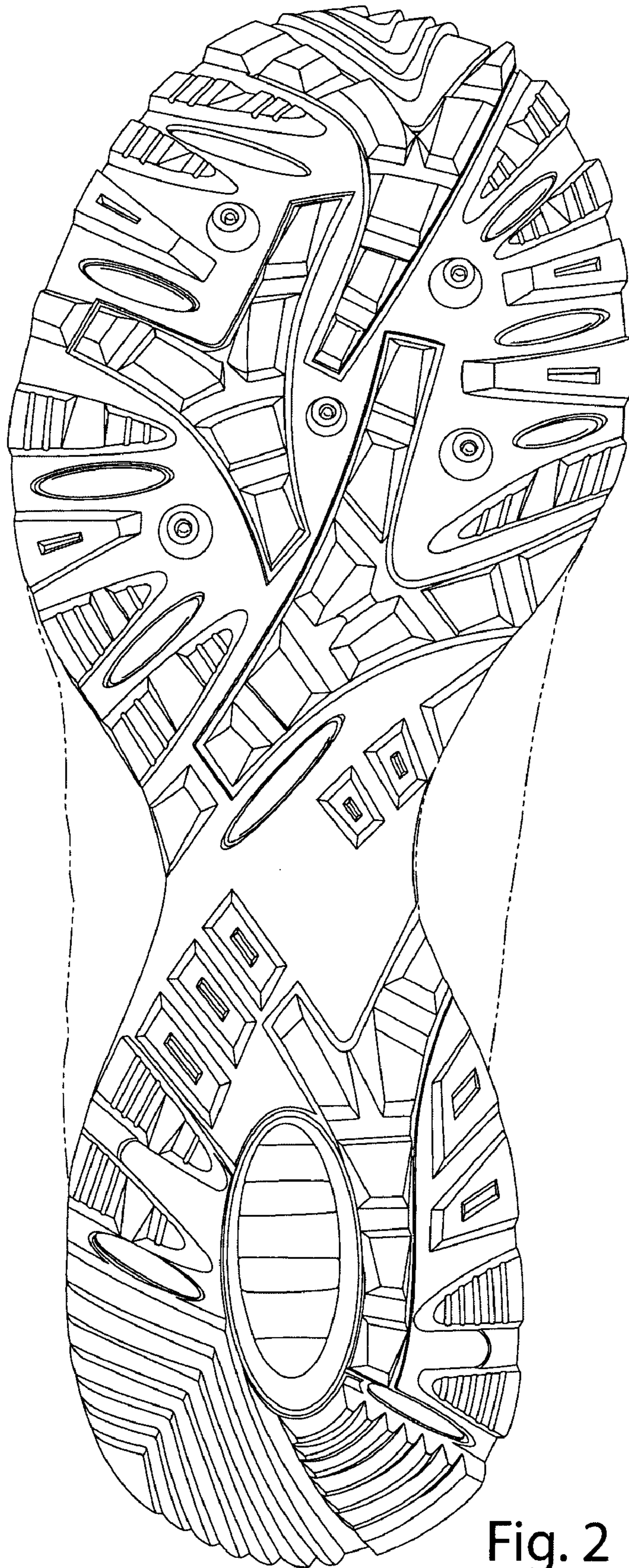


Fig. 2




Fig. 3



Fig. 4

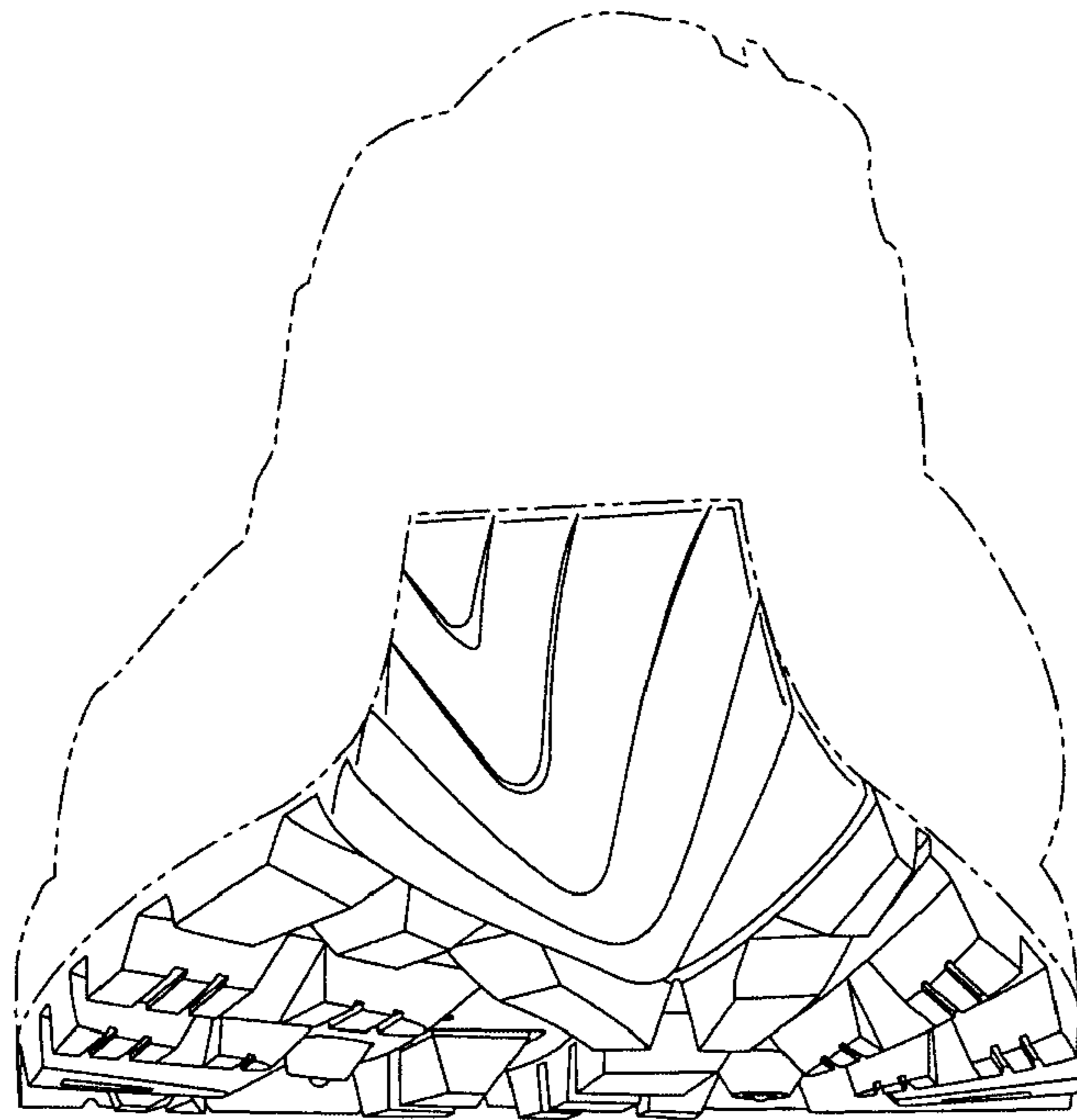


Fig. 5

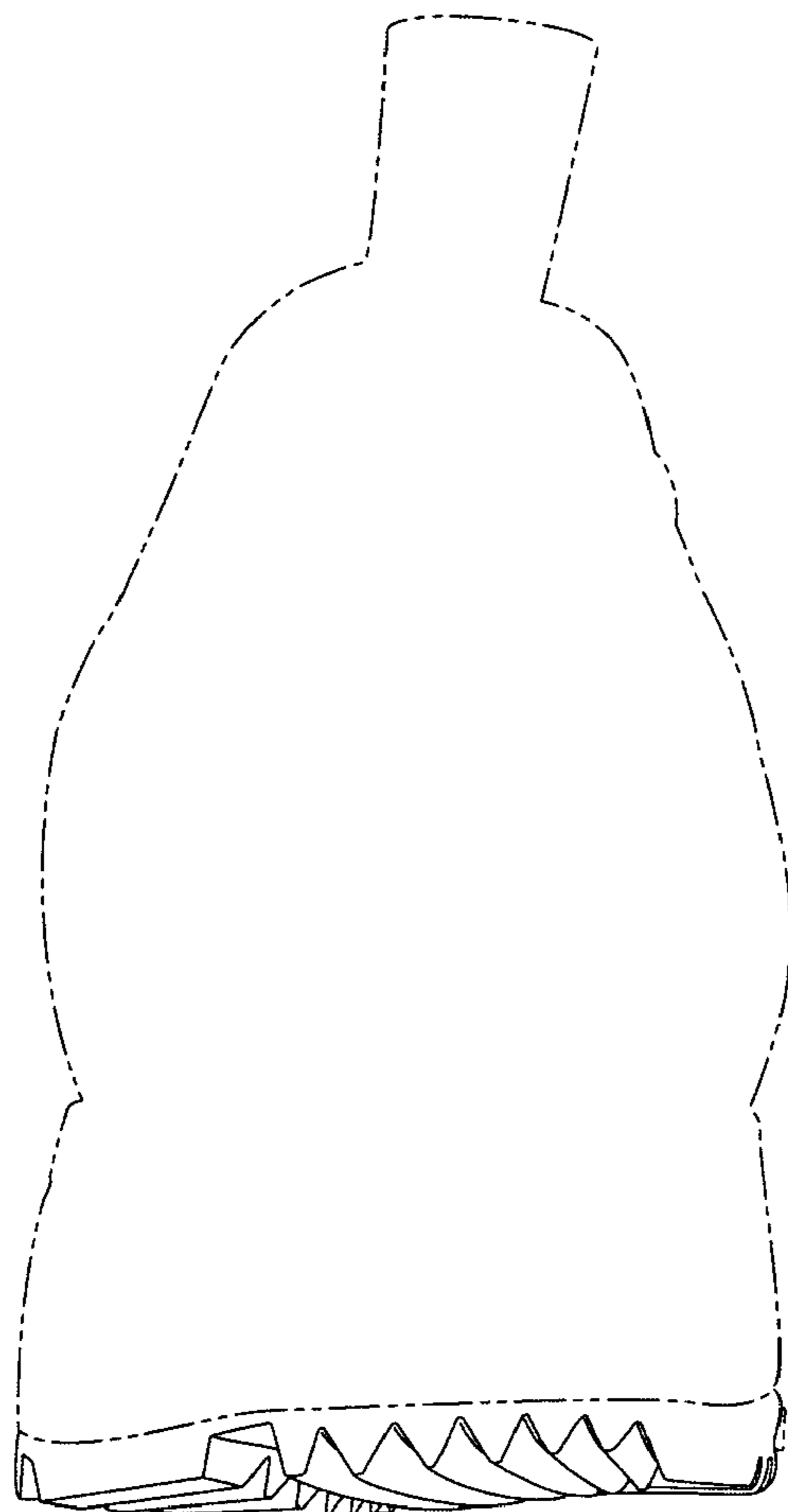


Fig. 6