



US00D566938S

(12) **United States Design Patent**
Matis et al.

(10) **Patent No.:** **US D566,938 S**
(45) **Date of Patent:** **** Apr. 22, 2008**

(54) **FOOTWEAR SOLE**
(75) Inventors: **Clark A. Matis**, Charlotte, VT (US);
Andrea Rinaldi, Milan (IT)
(73) Assignee: **Wolverine World Wide, Inc.**,
Rockford, MI (US)

D530,893 S 10/2006 Sonnergren
D537,611 S * 3/2007 Matis et al. D2/953
D546,034 S * 7/2007 Matis et al. D2/956
D546,532 S * 7/2007 Matis et al. D2/953
D547,038 S * 7/2007 Nakano D2/957
D550,437 S * 9/2007 Belley et al. D2/953
D553,334 S * 10/2007 Belley et al. D2/955
2003/0172548 A1* 9/2003 Fuerst 36/28

(**) **Term:** **14 Years**

OTHER PUBLICATIONS

(21) **Appl. No.:** **29/286,730**

Merrell Spring 2007 Catalog, p. 21.
Merrell Fall 2007 Catalog, p. 15.

(22) **Filed:** **May 17, 2007**

* cited by examiner

(51) **LOC (8) Cl.** **02-04**

Primary Examiner—Celia A. Murphy

(52) **U.S. Cl.** **D2/957**; D2/958; D2/959

(74) *Attorney, Agent, or Firm*—Warner Norcross & Judd
LLP

(58) **Field of Classification Search** D2/902,
D2/946–949, 951–960; D12/513, 545, 566,
D12/580, 583, 602; 36/3 B, 22 R, 24.5,
36/25 R, 28, 32 R, 34 R, 67 A, 59 C
See application file for complete search history.

(57) **CLAIM**

The ornamental design for footwear sole, as shown and
described.

(56) **References Cited**

DESCRIPTION

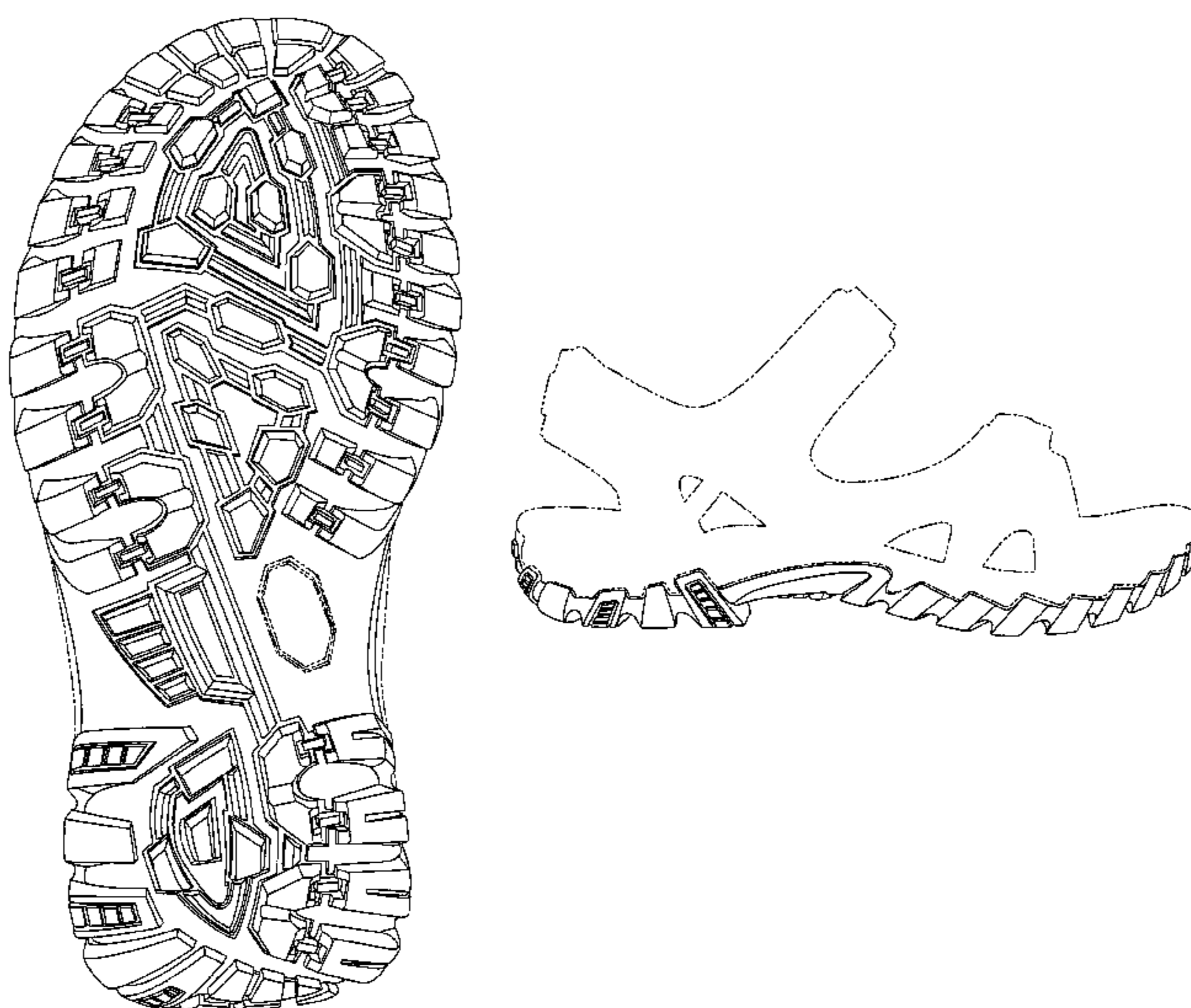
U.S. PATENT DOCUMENTS

D329,534 S * 9/1992 Worthington D2/959
D400,345 S * 11/1998 Teaque D2/957
D401,396 S * 11/1998 Kayano D2/954
D445,561 S * 7/2001 Bramani D2/954
D476,800 S * 7/2003 Fuerst D2/957
6,775,930 B2* 8/2004 Fuerst 36/103
D495,859 S * 9/2004 Kubo et al. D2/960
D503,522 S 4/2005 Schoenborn et al.
D505,249 S * 5/2005 Urie D2/960
D507,097 S 7/2005 Sonnergren
D508,764 S 8/2005 Sonnergren
D509,048 S 9/2005 Sonnergren
D509,345 S 9/2005 Munns
D512,818 S * 12/2005 Mitani et al. D2/953
D515,291 S 2/2006 Sonnergren
D518,280 S 4/2006 Matis et al.
D522,724 S 6/2006 Urie et al.
D530,491 S 10/2006 Sonnergren
D530,891 S 10/2006 Matis et al.

FIG. 1 is a perspective view of the footwear sole embodying
the new design;
FIG. 2 is a bottom view thereof;
FIG. 3 is a right side view thereof;
FIG. 4 is a left side view thereof;
FIG. 5 is a front view thereof; and,
FIG. 6 is a rear view thereof.

FIGS. 1–6 show features of an article of footwear in
phantom lines. These features are shown for environmental
purposes and do not form any part of the claimed design.
Further, the phantom lines immediately adjacent the solid-
line portions of the design form the boundary of the design,
with the phantom lines forming no part of the claimed
design.

1 Claim, 4 Drawing Sheets



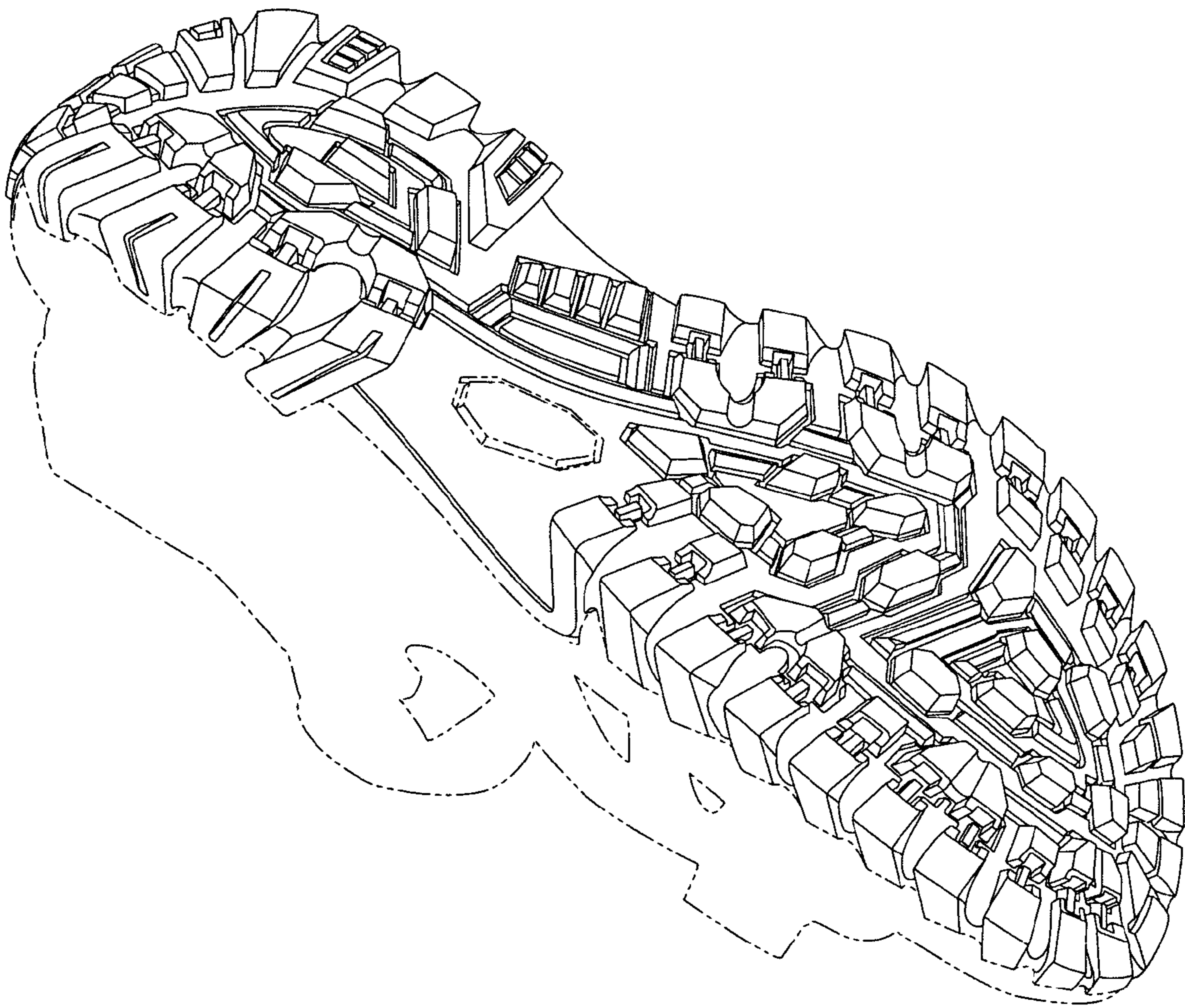


Fig. 1

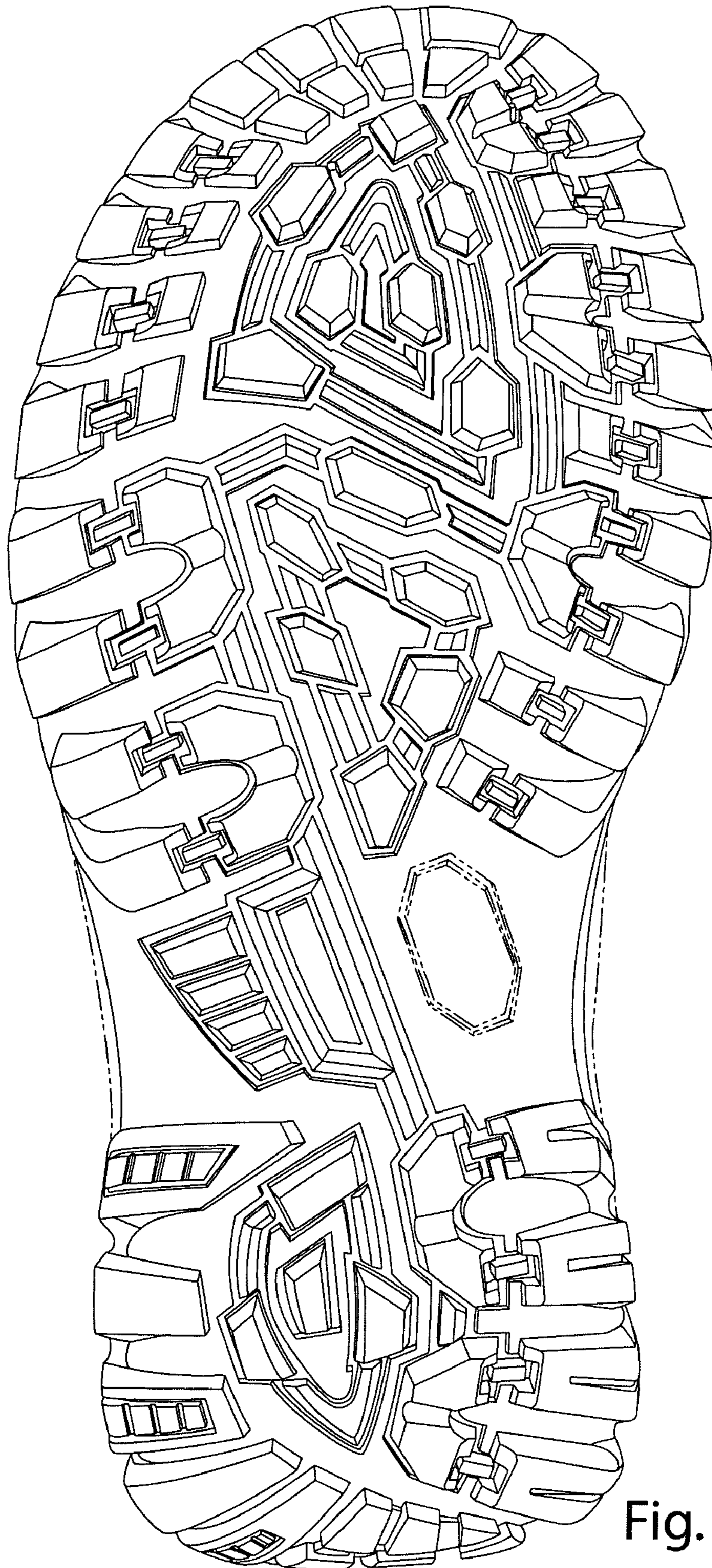


Fig. 2

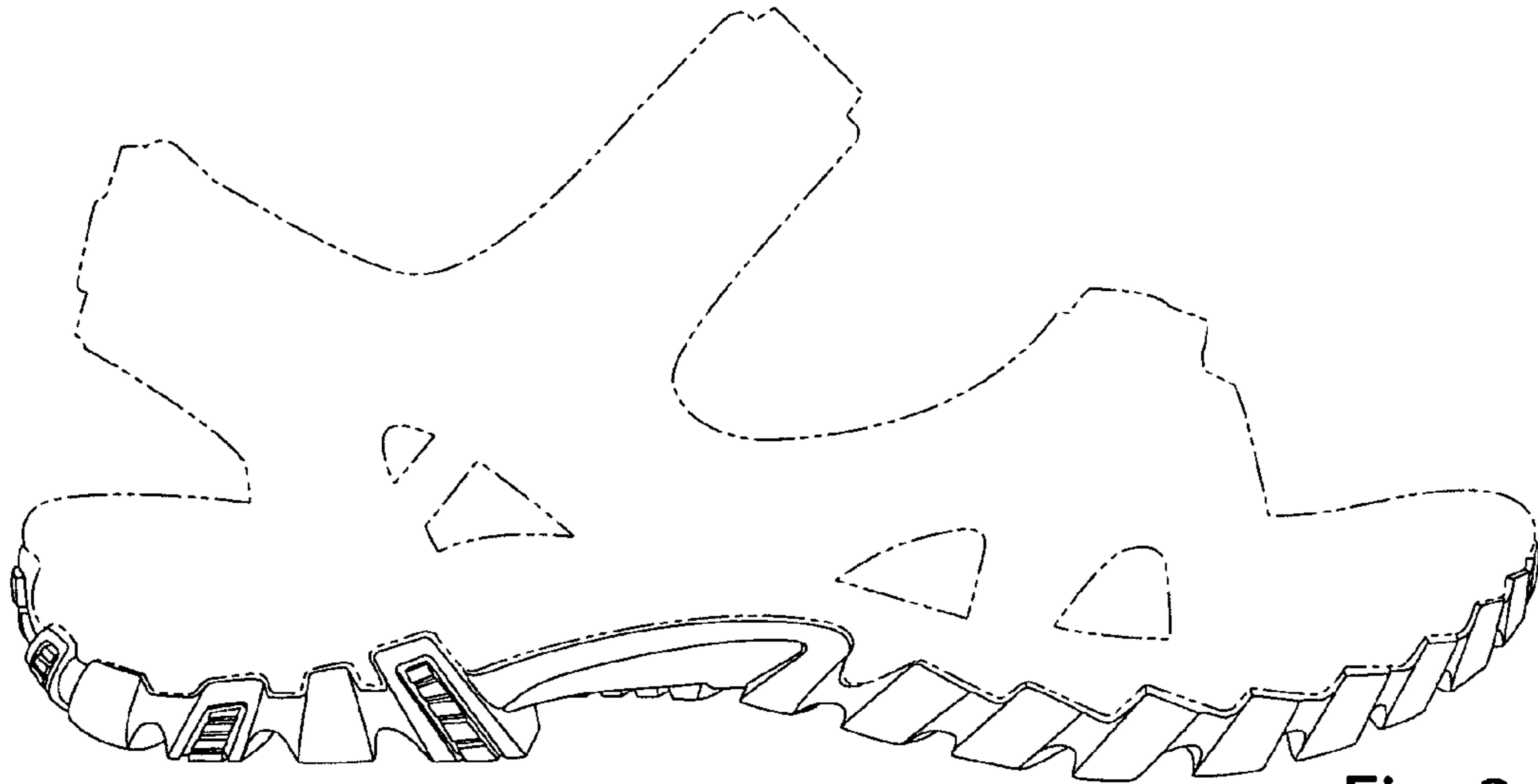


Fig. 3

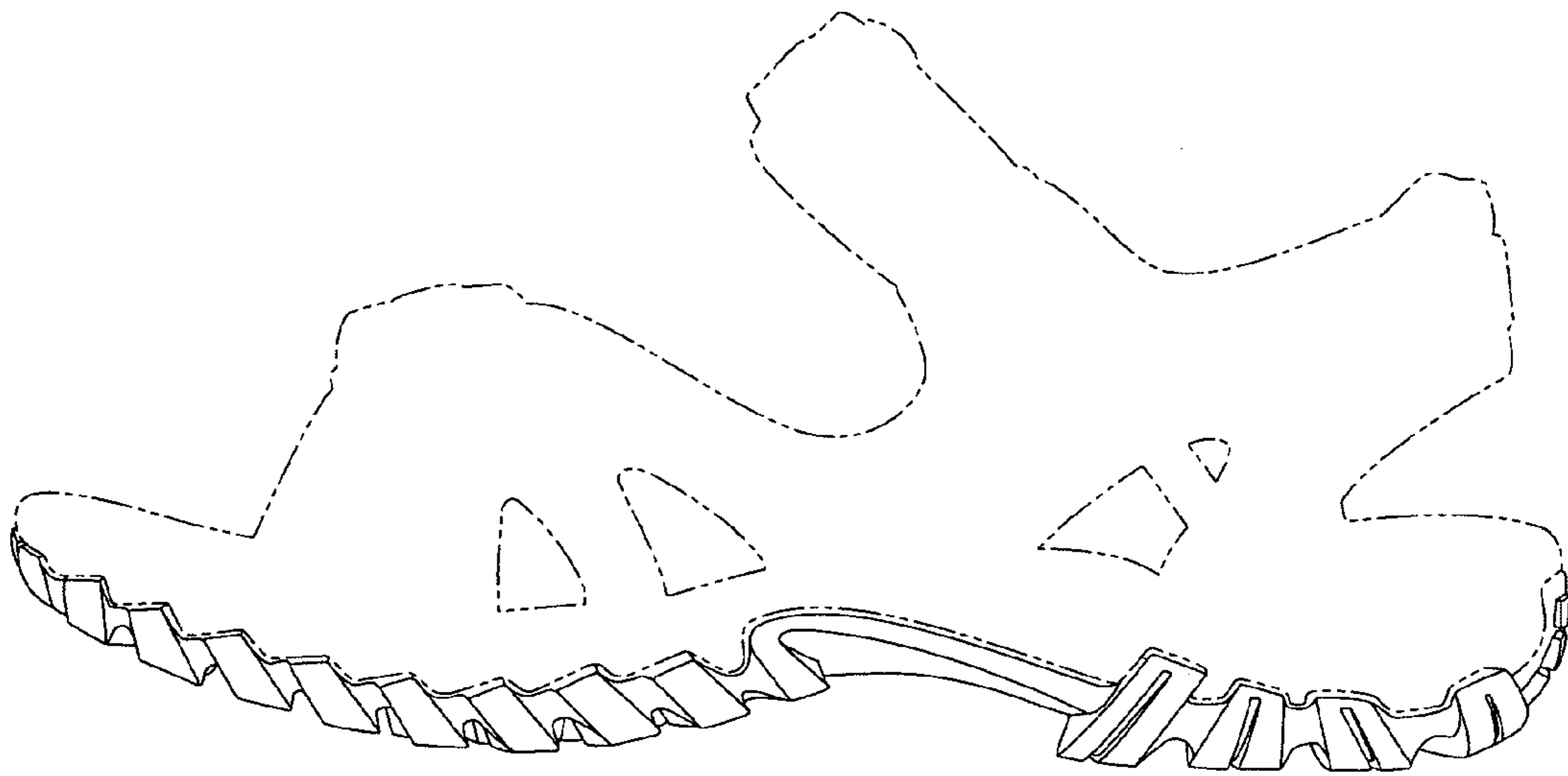


Fig. 4

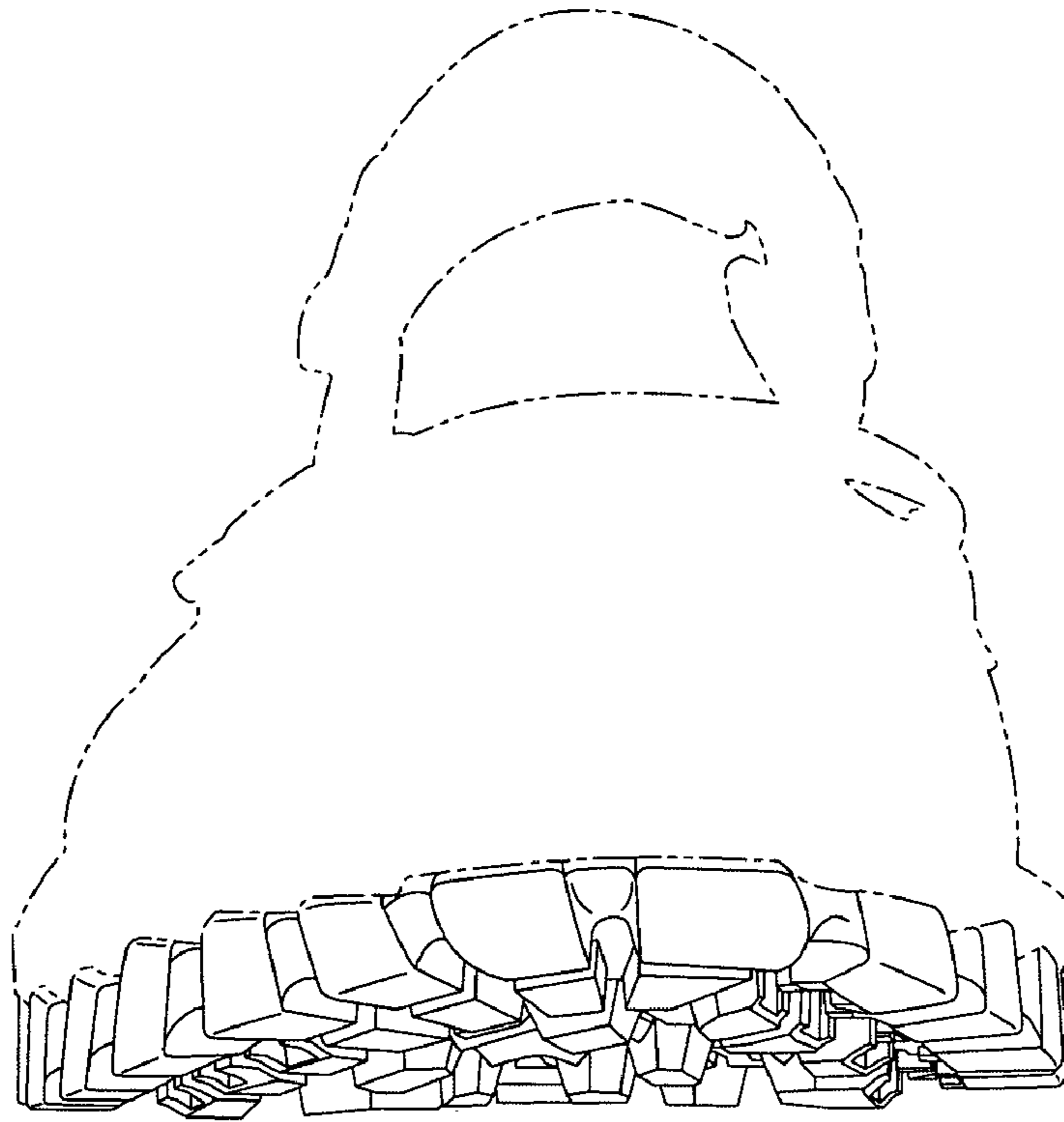


Fig. 5

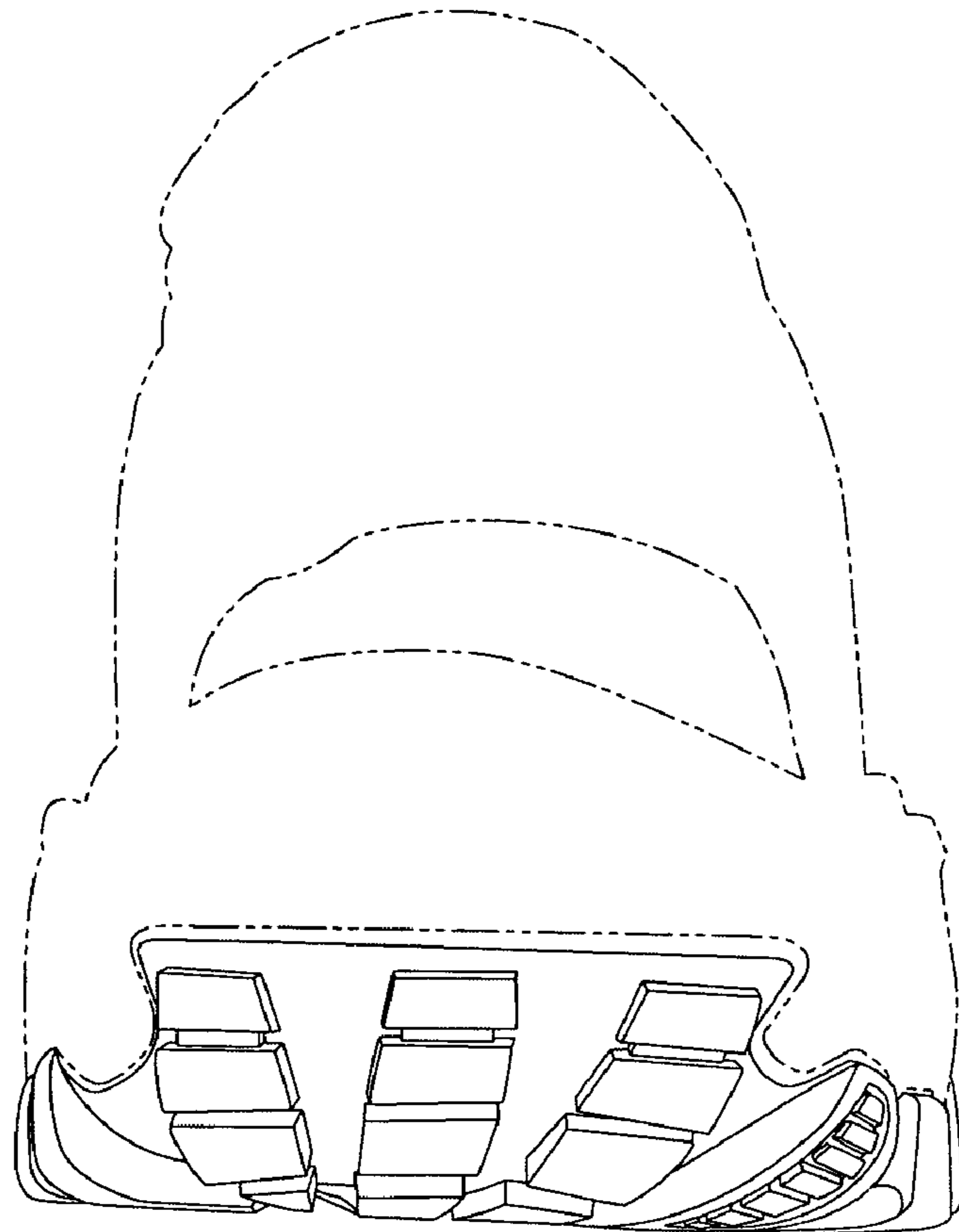


Fig. 6