

US00D566937S

(12) **United States Design Patent**
St-Louis et al.

(10) **Patent No.:** **US D566,937 S**

(45) **Date of Patent:** **** Apr. 22, 2008**

(54) **FOOTWEAR SOLE**

(75) Inventors: **Julie St-Louis**, Montreal (CA); **Manon Belley**, Laval (CA)

(73) Assignee: **Wolverine World Wide, Inc.**, Rockford, MI (US)

(**) Term: **14 Years**

(21) Appl. No.: **29/286,754**

(22) Filed: **May 17, 2007**

(51) **LOC (8) Cl.** **02-04**

(52) **U.S. Cl.** **D2/956; D2/953; D2/960**

(58) **Field of Classification Search** D2/902,
D2/946-949, 951-960; D12/513, 545, 566,
D12/580, 583, 602; 36/3 B, 22 R, 24.5,
36/25 R, 28, 32 R, 34 R, 67 A, 59 C
See application file for complete search history.

(56) **References Cited**

U.S. PATENT DOCUMENTS

D339,675 S *	9/1993	Austin	D2/954
D392,450 S *	3/1998	Hardy	D2/960
D401,745 S *	12/1998	Greenberg	D2/957
D408,976 S *	5/1999	Shanks et al.	D2/956
D442,358 S *	5/2001	Nason	D2/960
D447,616 S *	9/2001	Bandini et al.	D2/954
D474,880 S *	5/2003	Cintron	D2/960
D475,182 S *	6/2003	Matis	D2/956
D481,527 S *	11/2003	Matis et al.	D2/955
D482,852 S	12/2003	Belley et al.	
D508,764 S *	8/2005	Sonnergren	D2/956
D509,344 S *	9/2005	Sonnergren	D2/956
D512,553 S	12/2005	Robbins et al.	
D516,781 S *	3/2006	Ardissono et al.	D2/954
D546,035 S *	7/2007	Belley et al.	D2/956
D547,036 S *	7/2007	Schoenborn et al.	D2/956
D549,936 S *	9/2007	Matis et al.	D2/956
D549,937 S *	9/2007	Matis et al.	D2/956

D549,938 S *	9/2007	Belley et al.	D2/956
D550,439 S *	9/2007	Belley et al.	D2/955
D552,835 S *	10/2007	Belley et al.	D2/955

OTHER PUBLICATIONS

- CAT Winter 2007 Catalog, p. 3.
- Hyttest 2007 Catalog, p. 73.
- CAT 1997 Catalog, p. 37.
- Merrell Spring 2000 Catalog, p. 41.
- Hyttest 1998 Catalog, p. 69.
- Hyttest 1997 Catalog, p. 65.

* cited by examiner

Primary Examiner—Celia A. Murphy

(74) *Attorney, Agent, or Firm*—Warner Norcross & Judd LLP

(57) **CLAIM**

The ornamental design for footwear sole, as shown and described.

DESCRIPTION

FIG. 1 is a perspective view of the footwear sole embodying the new design;

FIG. 2 is a bottom view thereof;

FIG. 3 is a right side view thereof;

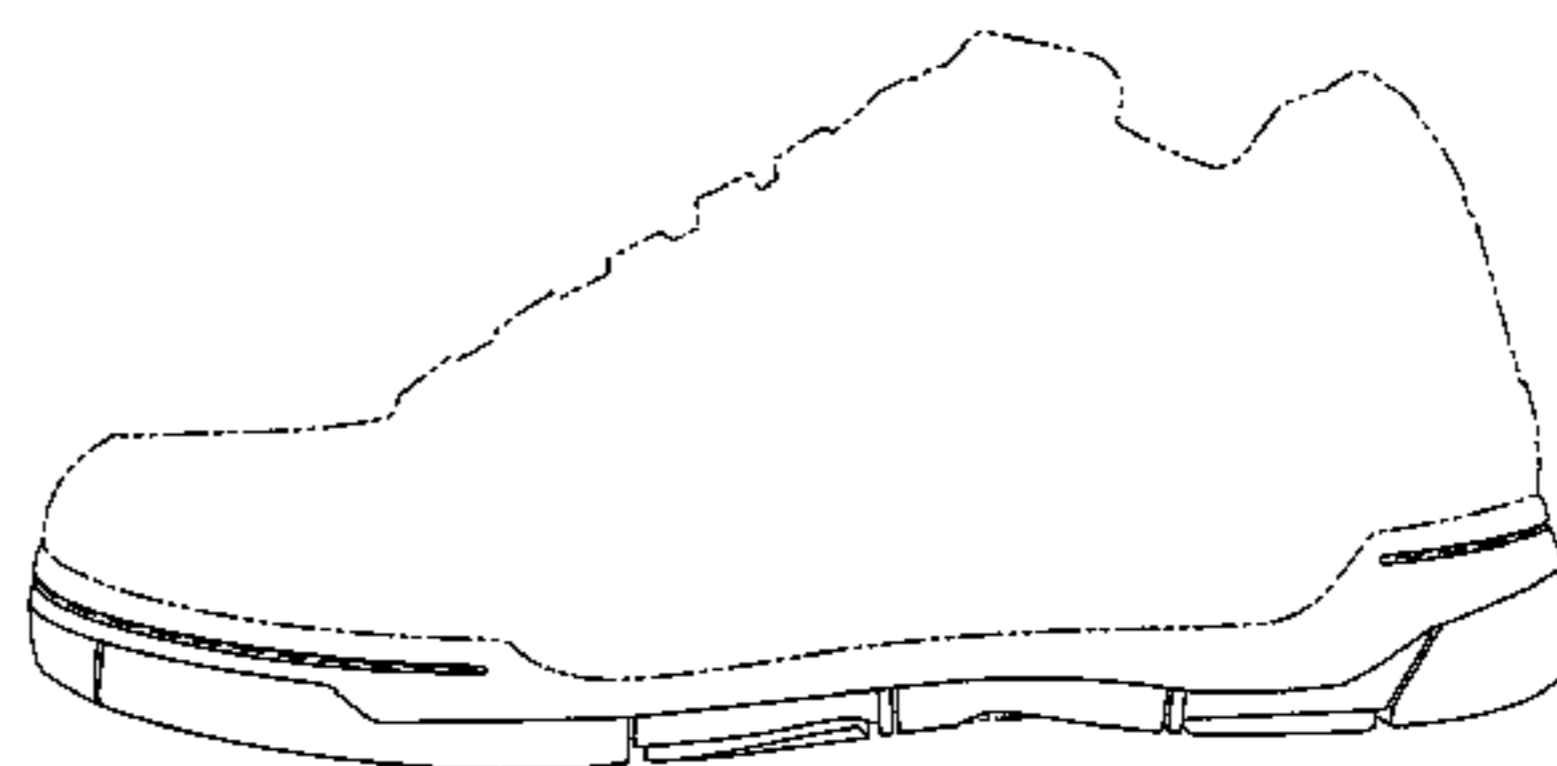
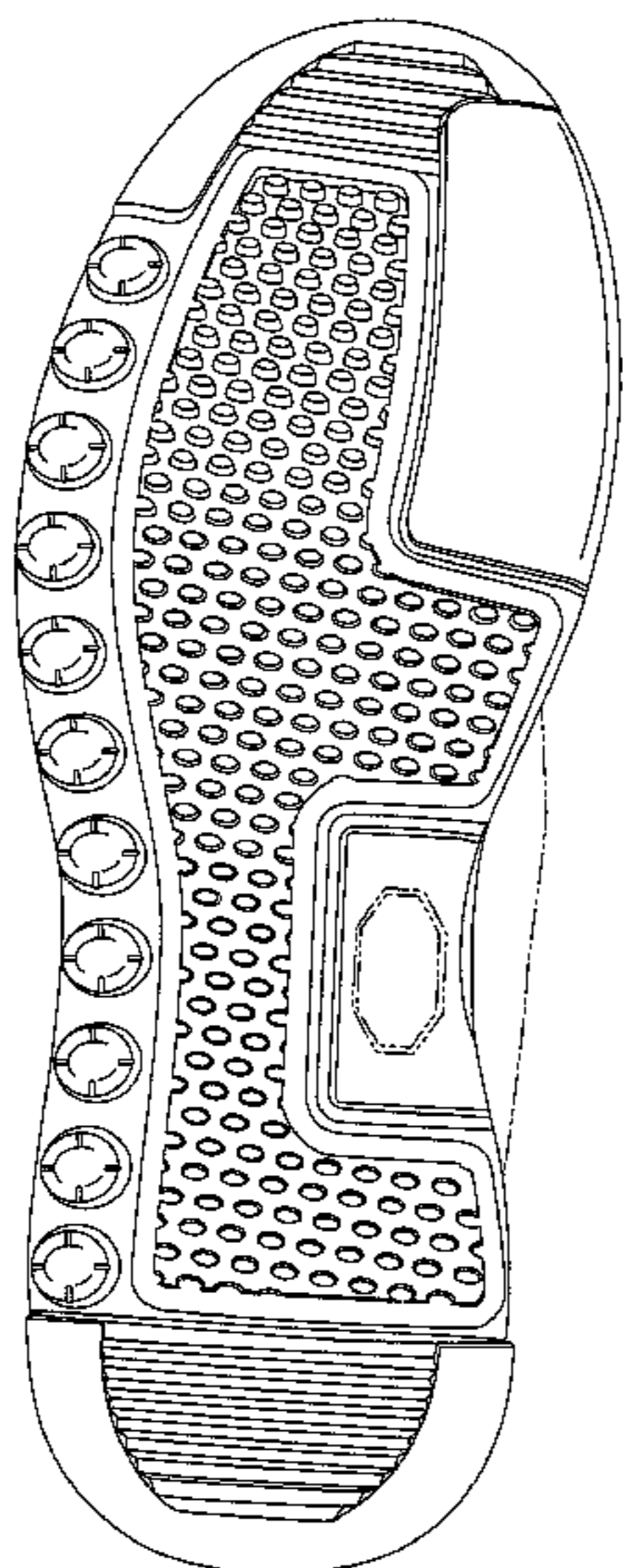
FIG. 4 is a left side view thereof;

FIG. 5 is a front view thereof; and,

FIG. 6 is a rear view thereof.

FIGS. 1-6 show features of an article of footwear in phantom lines. These features are shown for environmental purposes and do not form any part of the claimed design. Further, the phantom lines immediately adjacent the solid-line portions of the design form the boundary of the design, with the phantom lines forming no part of the claimed design.

1 Claim, 4 Drawing Sheets






Fig. 1

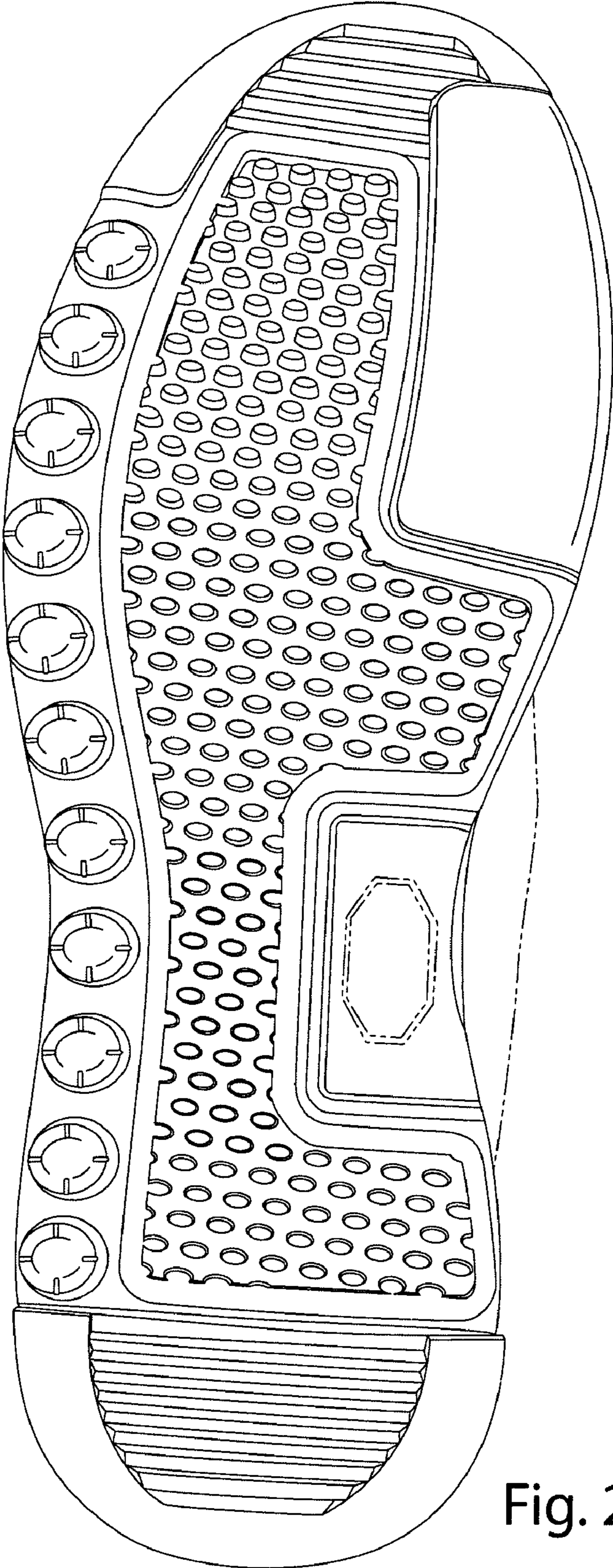


Fig. 2

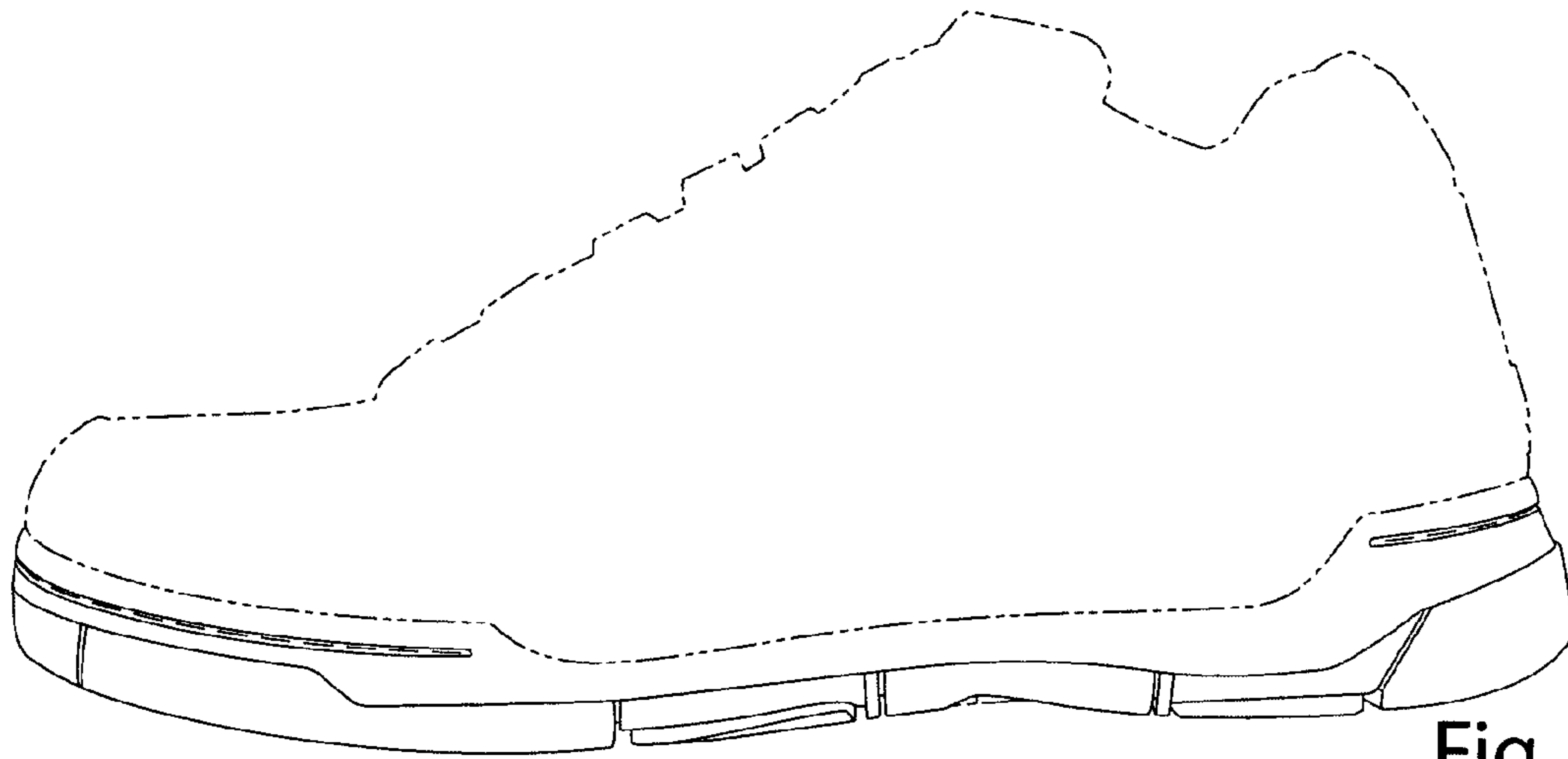


Fig. 3




Fig. 4

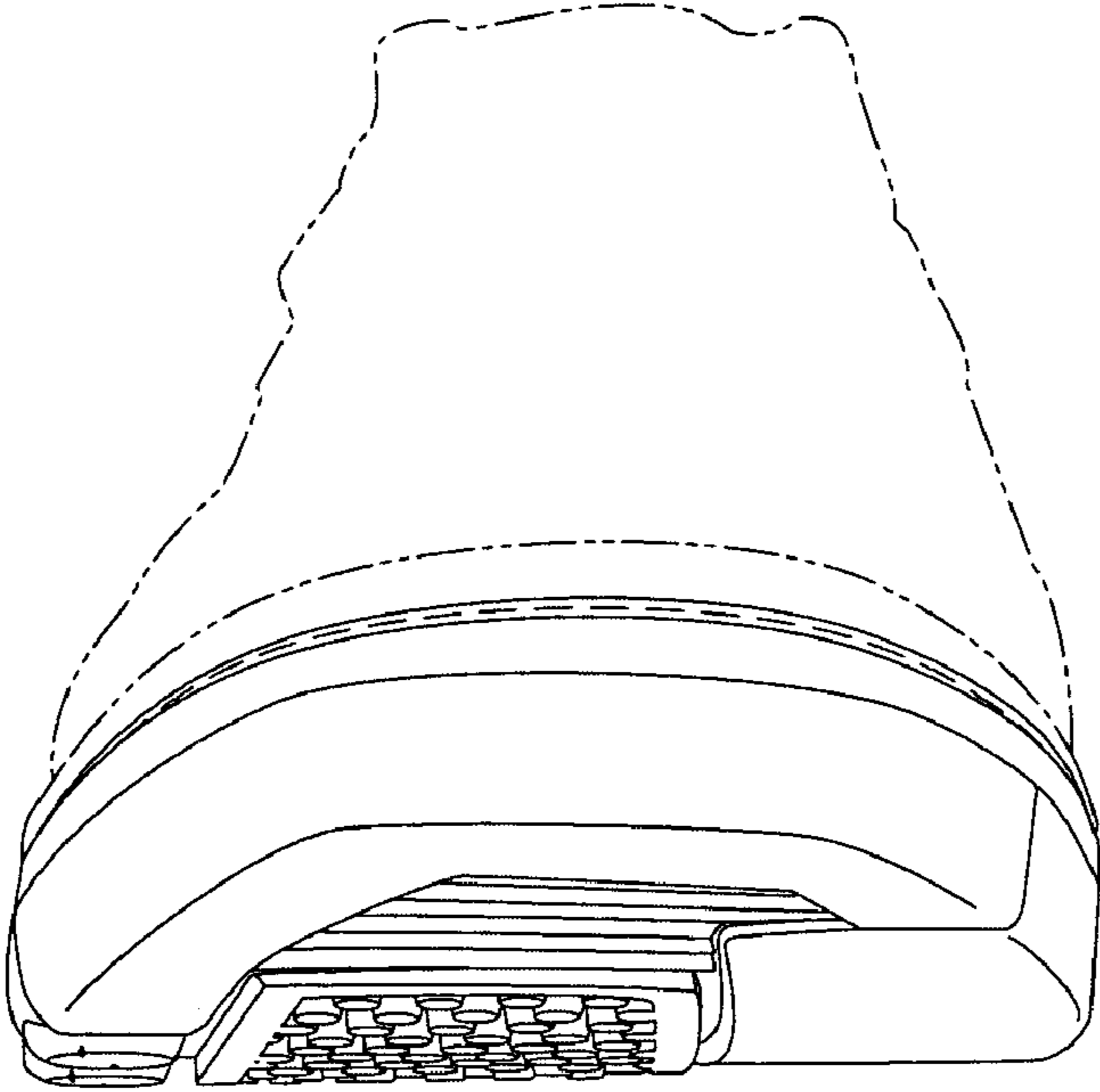


Fig. 5

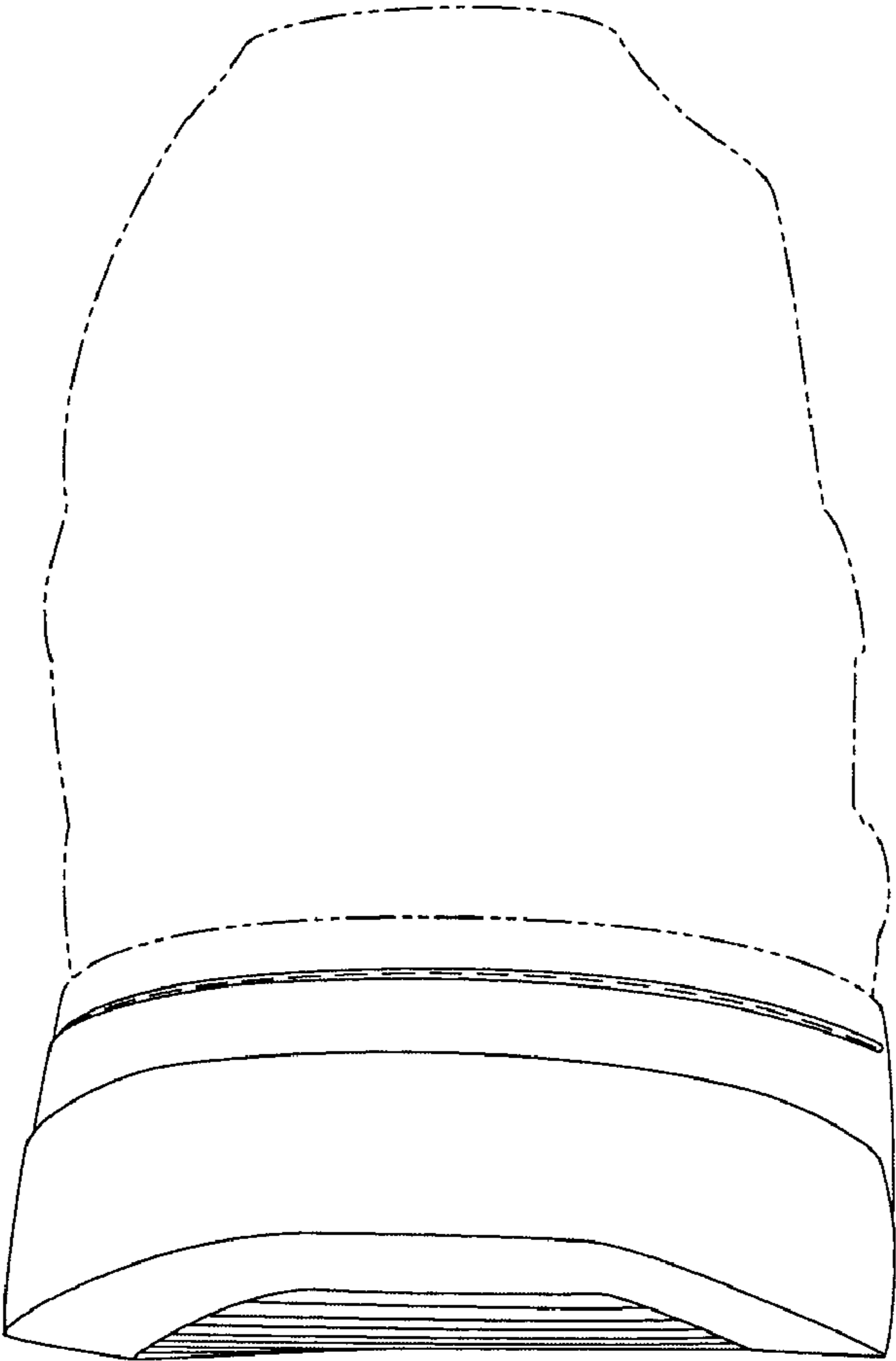


Fig. 6