



US00D566936S

(12) **United States Design Patent**  
**Schoenborn et al.**

(10) **Patent No.:** **US D566,936 S**  
(45) **Date of Patent:** **\*\* Apr. 22, 2008**

(54) **FOOTWEAR SOLE**

(75) Inventors: **Mary L. Schoenborn**, Boulder, CO  
(US); **Grant A. Urie**, Shelburne, VT  
(US)

(73) Assignee: **Wolverine World Wide, Inc.**,  
Rockford, MI (US)

(\*\*) Term: **14 Years**

(21) Appl. No.: **29/286,742**

(22) Filed: **May 17, 2007**

(51) **LOC (8) Cl.** ..... **02-04**

(52) **U.S. Cl.** ..... **D2/956; D2/953; D2/954;**  
**D2/955; D2/960**

(58) **Field of Classification Search** ..... D2/902,  
D2/946-949, 951-960; D12/513, 545, 566,  
D12/580, 583, 602; 36/3 B, 22 R, 24.5,  
36/25 R, 28, 32 R, 34 R, 67 A, 59 C

See application file for complete search history.

(56) **References Cited**

**U.S. PATENT DOCUMENTS**

D160,561 S *	10/1950	Steinhilber .....	D2/955
D394,943 S *	6/1998	Campbell et al. ....	D2/956
D408,976 S *	5/1999	Shanks et al. ....	D2/956
D409,826 S *	5/1999	Turner et al. ....	D2/955
D443,975 S *	6/2001	Della Valle .....	D2/956
D445,561 S *	7/2001	Bramani .....	D2/954
D447,616 S *	9/2001	Bandini et al. ....	D2/954
6,385,866 B1 *	5/2002	Sotter .....	36/67 R
D459,577 S *	7/2002	McClaskie .....	D2/955
D461,947 S *	8/2002	Merceron .....	D2/956
D502,595 S *	3/2005	Sonnergren .....	D2/955
D503,029 S *	3/2005	Sonnergren .....	D2/955
D504,758 S *	5/2005	Sonnergren .....	D2/955
D508,764 S	8/2005	Sonnergren	
D509,048 S	9/2005	Sonnergren	
D509,344 S *	9/2005	Sonnergren .....	D2/956
D509,345 S	9/2005	Munns	
D515,291 S	2/2006	Sonnergren	
D516,781 S *	3/2006	Ardissono et al. ....	D2/954

D518,280 S	4/2006	Matis et al.	
D522,724 S	6/2006	Urie et al.	
D530,491 S	10/2006	Sonnergren	
D530,893 S	10/2006	Sonnergren	
D545,533 S *	7/2007	Belley et al. ....	D2/956

(Continued)

**OTHER PUBLICATIONS**

Merrell Fall 2007 Catalog, pp. 20, 21.  
CAT Winter 2007 Catalog, p. 3.  
Hytest 2007 Catalog, p. 73.  
CAT 1997 Catalog, p. 37.  
Merrell Spring 2000 Catalog, 41.  
Hytest 1998 Catalog, p. 69.  
Hytest 1997 Catalog, p. 65.  
Merrell Sandals Spring/Summer 1996, p. 3.

*Primary Examiner*—Celia A. Murphy

(74) *Attorney, Agent, or Firm*—Warner Norcross & Judd  
LLP

(57) **CLAIM**

The ornamental design for footwear sole, as shown and  
described.

**DESCRIPTION**

FIG. 1 is a perspective view of the footwear sole embodying  
the new design;

FIG. 2 is a bottom view thereof;

FIG. 3 is a right side view thereof;

FIG. 4 is a left side view thereof;

FIG. 5 is a front view thereof; and,

FIG. 6 is a rear view thereof.

FIGS. 1-6 show features of an article of footwear in  
phantom lines. These features are shown for environmental  
purposes and do not form any part of the claimed design.  
Further, the phantom lines immediately adjacent the solid-  
line portions of the design form the boundary of the design,  
with the phantom lines forming no part of the claimed  
design.

**1 Claim, 4 Drawing Sheets**



# US D566,936 S

Page 2

---

## U.S. PATENT DOCUMENTS

D546,034 S *	7/2007	Matis et al. ....	D2/956	D549,939 S *	9/2007	Schoenborn et al. ....	D2/956
D546,035 S *	7/2007	Belley et al. ....	D2/956	D551,435 S *	9/2007	Belley et al. ....	D2/956
D547,036 S *	7/2007	Schoenborn et al. ....	D2/956	D554,336 S *	11/2007	Schoenborn et al. ....	D2/956
D547,037 S *	7/2007	Nakano .....	D2/956	D554,338 S *	11/2007	Matis et al. ....	D2/956
D549,937 S *	9/2007	Matis et al. ....	D2/956	2006/0265905 A1 *	11/2006	Chandler et al. ....	36/25 R
D549,938 S *	9/2007	Belley et al. ....	D2/956				

\* cited by examiner

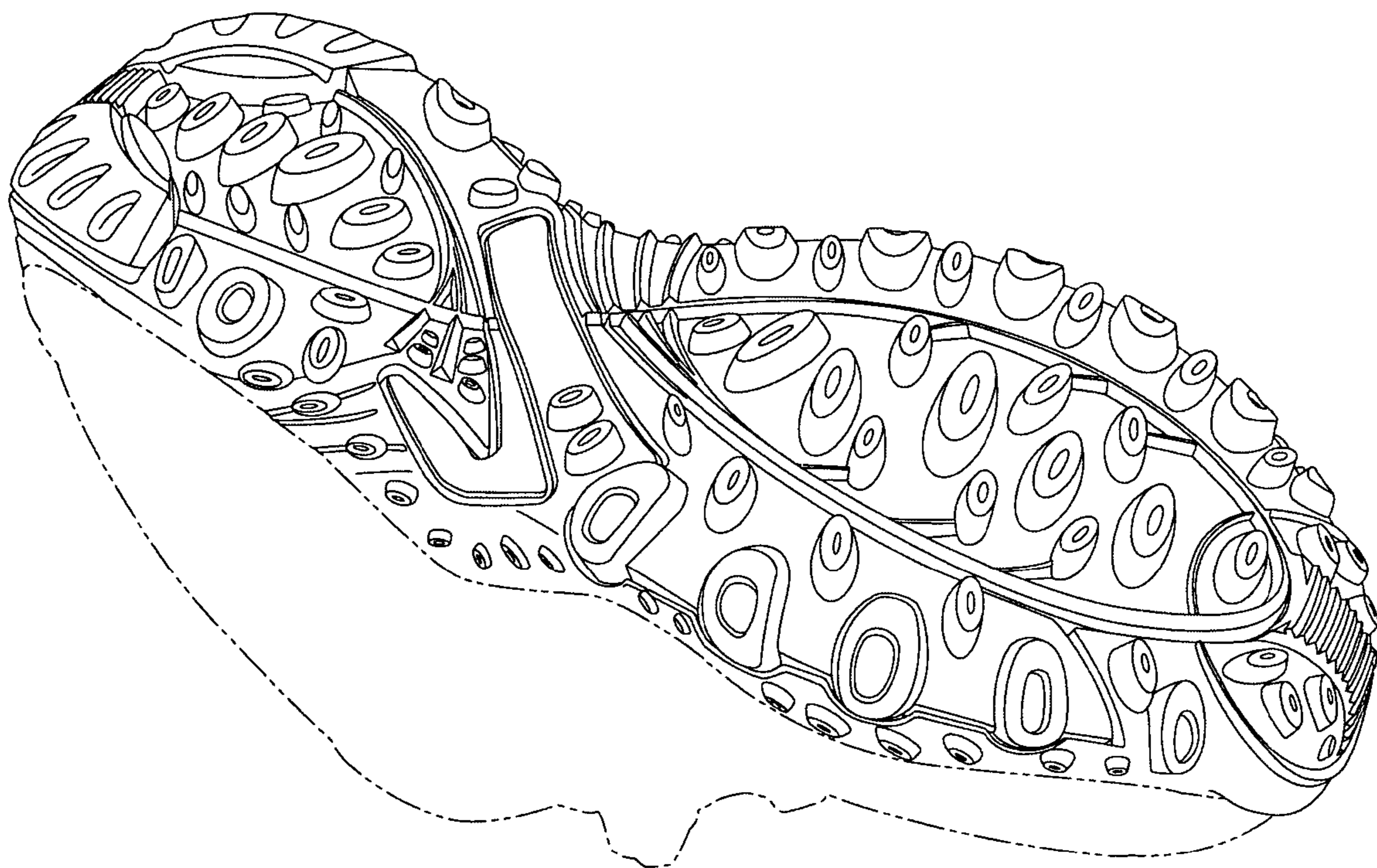


Fig. 1

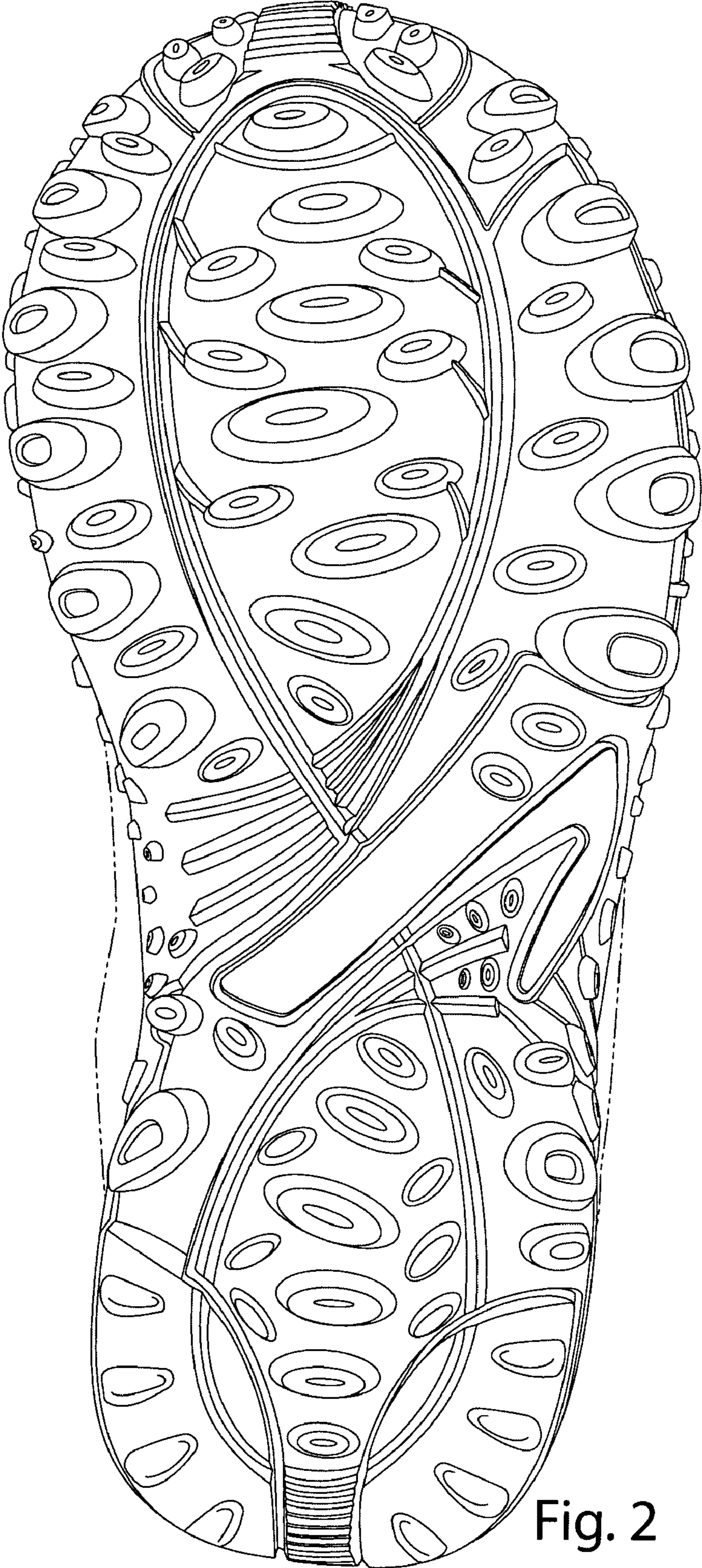


Fig. 2




Fig. 3



Fig. 4

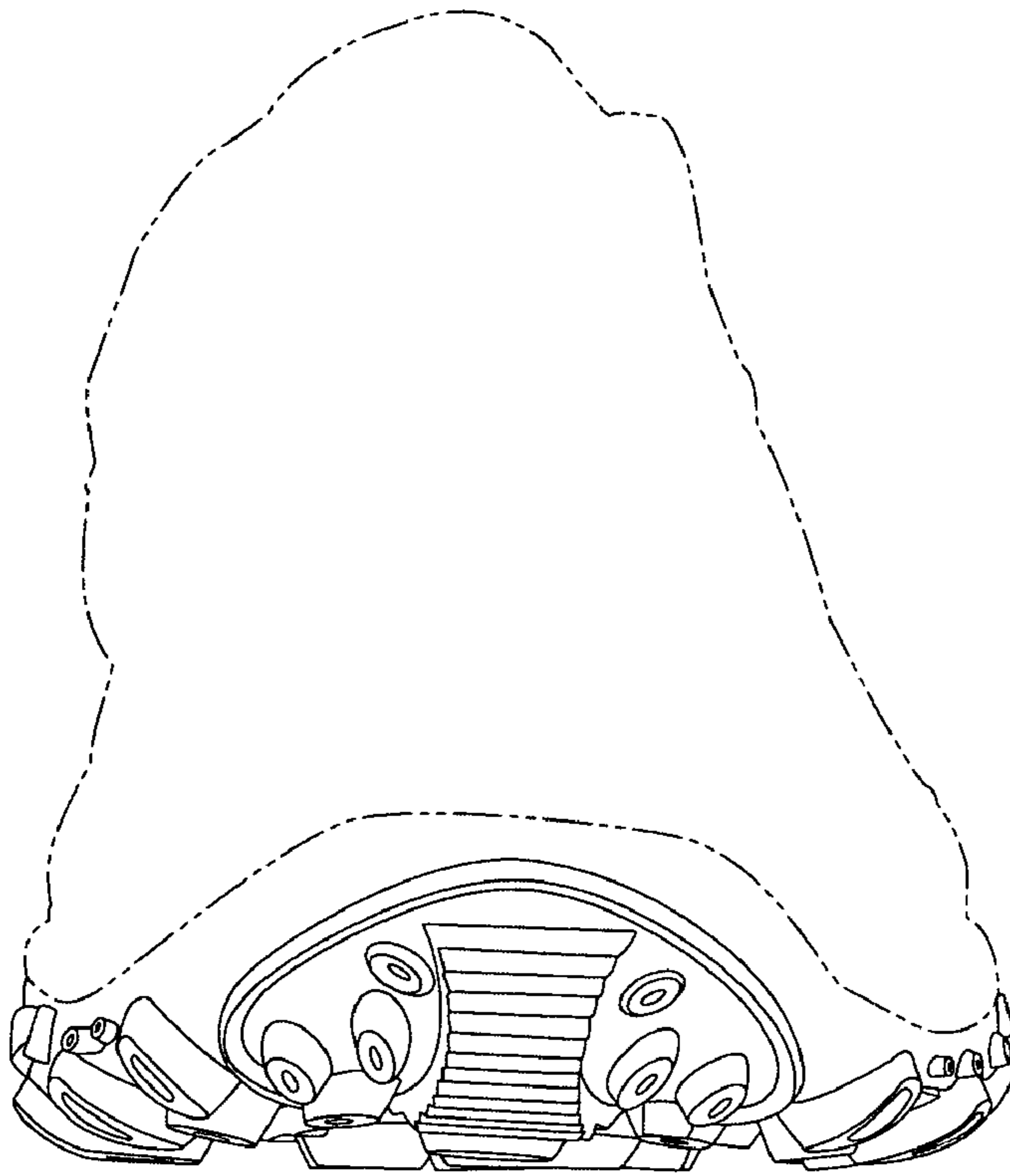


Fig. 5

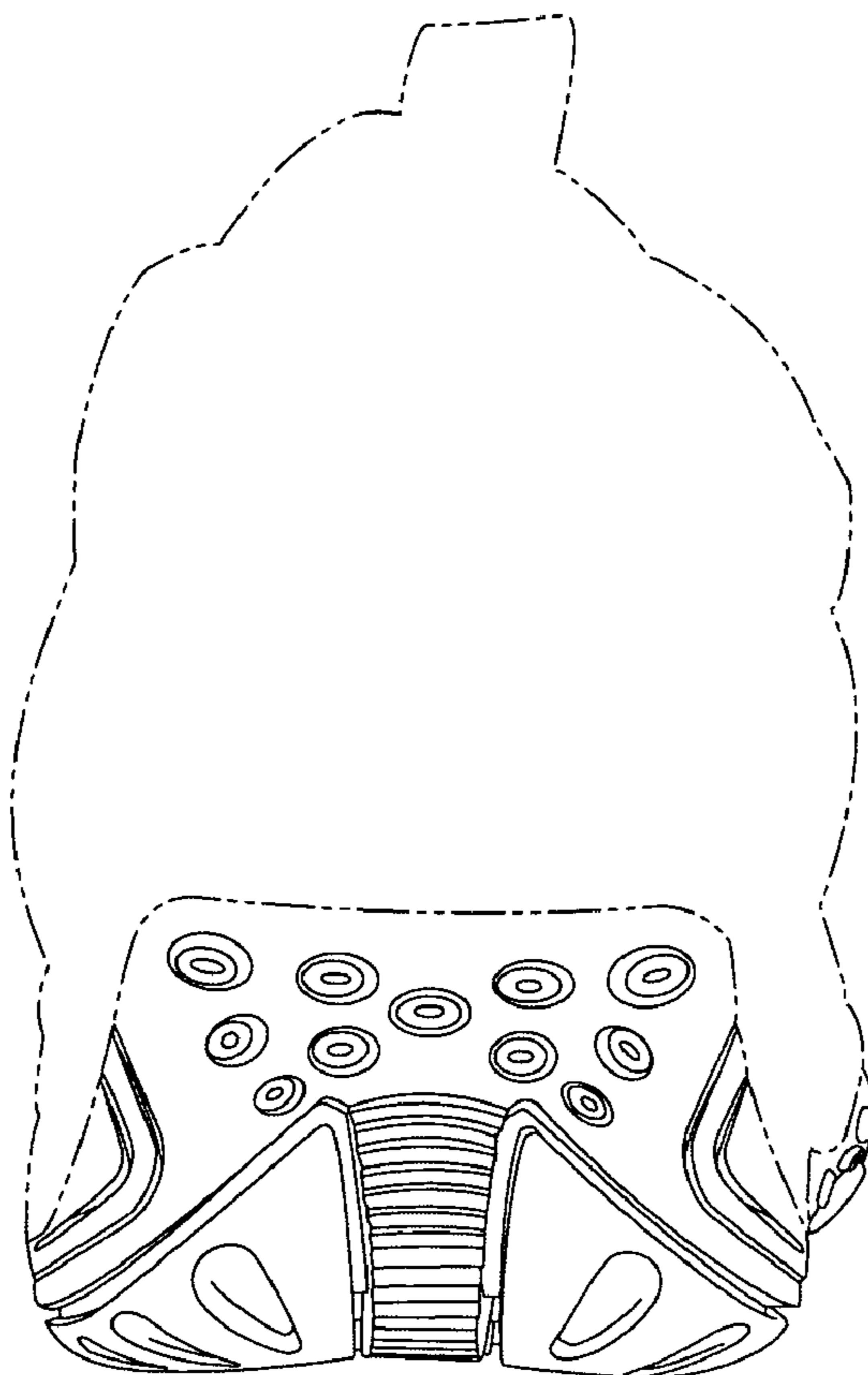


Fig. 6