



US00D566933S

(12) **United States Design Patent**
McClaskie

(10) **Patent No.:** **US D566,933 S**
(45) **Date of Patent:** **** Apr. 22, 2008**

(54) **OUTSOLE FOR A SHOE**

(75) Inventor: **Thomas E. McClaskie**, Bethlehem, PA
(US)

(73) Assignee: **Columbia Insurance Company**,
Omaha, NE (US)

(**) Term: **14 Years**

(21) Appl. No.: **29/262,301**

(22) Filed: **Jun. 29, 2006**

(51) **LOC (8) Cl.** **02-04**

(52) **U.S. Cl.** **D2/953; D2/954**

(58) **Field of Classification Search** D2/902,
D2/947, 950-954, 956-960; 36/3 B, 22 R,
36/24.5, 25 R, 28, 67 A, 59 C, 103
See application file for complete search history.

(56) **References Cited**

U.S. PATENT DOCUMENTS

D89,204 S *	2/1933	Martin et al.	D2/956
1,974,543 A	9/1934	Reymond	12/142
2,046,217 A	6/1936	Strauss	36/72
2,079,237 A	5/1937	Allard	36/2
2,160,768 A	5/1939	Wasser	36/72
2,344,069 A	3/1944	Wasser	36/72
D149,698 S *	5/1948	Shaffer et al.	D2/952
3,091,871 A	6/1963	Tronche	36/72
3,175,310 A	3/1965	MacQuaid	36/72
3,175,311 A	3/1965	MacQuaid	36/72
3,191,321 A	6/1965	Brutting	36/2.5
3,213,551 A	10/1965	Krauss	36/2.5
3,407,518 A	10/1968	MacQuaid et al.	36/72
3,525,165 A	8/1970	Randall, Jr.	36/2.5
3,561,142 A	2/1971	Streit, Sr. et al.	36/72
D241,484 S *	9/1976	Paredes	D2/953
D256,518 S	8/1980	Moesle	D2/320
4,231,170 A	11/1980	Griswold	36/72
4,366,629 A	1/1983	Scherz	36/4
4,562,652 A	1/1986	Hensler	36/102
D284,902 S *	8/1986	Lindh	D2/952
4,908,963 A	3/1990	Krajcir et al.	36/77
4,995,174 A	2/1991	Hong et al.	36/72

D319,341 S *	8/1991	Shrive	D2/959
5,048,203 A	9/1991	Kling	36/32
D327,977 S *	7/1992	Hallenbeck	D2/955
5,185,944 A	2/1993	Okajima	36/45
D335,953 S	6/1993	Tyng	D2/320
D345,453 S	3/1994	Carpenter	D2/955
5,499,459 A	3/1996	Tomaro	36/10
5,526,584 A	6/1996	Bleimhofer et al.	36/10
D381,494 S	7/1997	Anderson	D2/959
D384,798 S	10/1997	Gray	D2/964
5,738,937 A	4/1998	Baychar	428/316.6
6,076,283 A *	6/2000	Boie	36/59 C
D430,968 S	9/2000	Carroll	D2/962
6,161,315 A	12/2000	Dalton	36/134

(Continued)

Primary Examiner—Celia A. Murphy

(74) *Attorney, Agent, or Firm*—St. Onge Steward Johnston
& Reens LLC

(57) **CLAIM**

I claim the ornamental design for an outsole for a shoe, as shown and described.

DESCRIPTION

FIG. 1 is a bottom perspective view of an outsole for a shoe in accordance with the new design;

FIG. 2 is a bottom view thereof;

FIG. 3 is a right side view thereof;

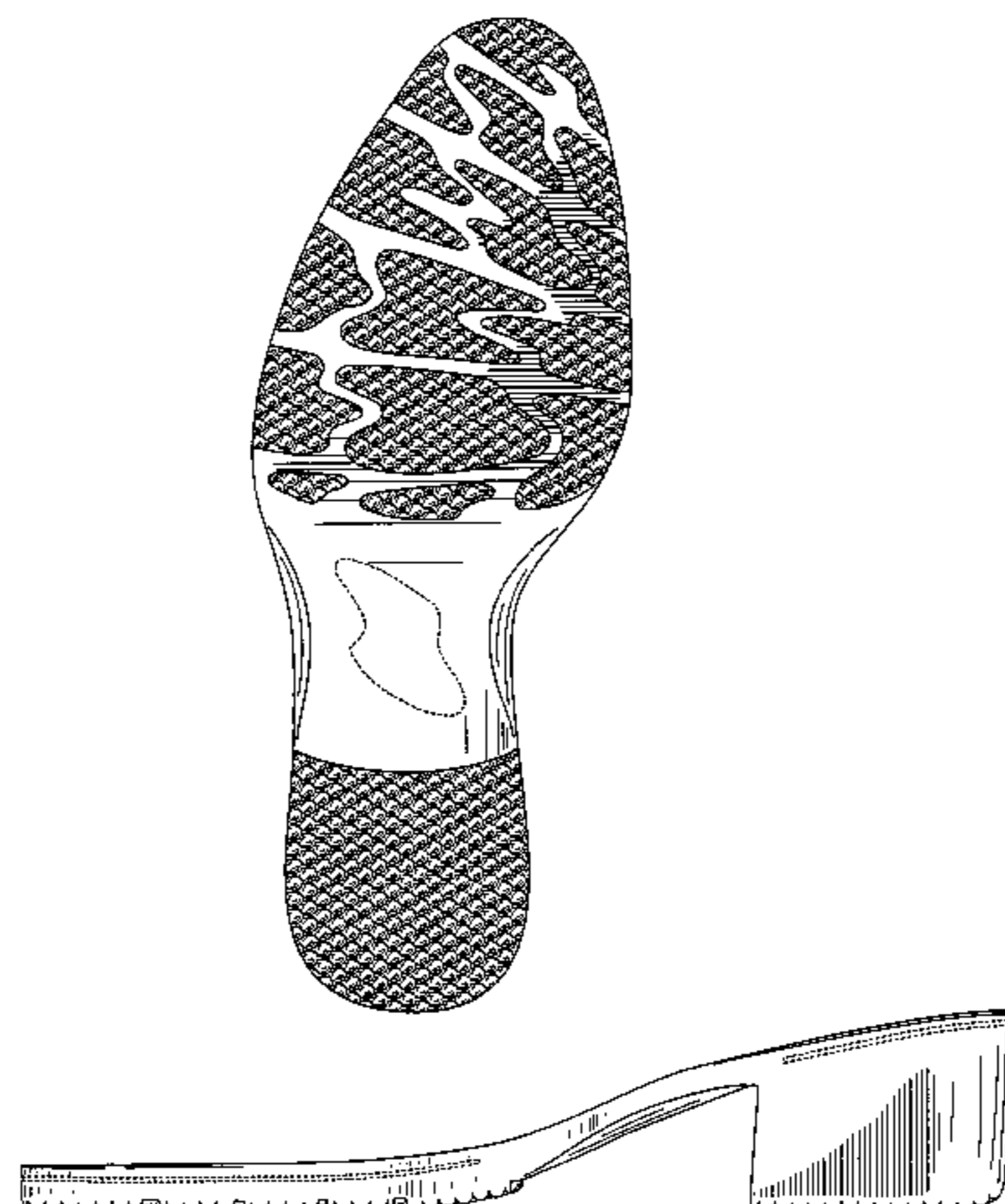
FIG. 4 is left side view thereof;

FIG. 5 a front view thereof; and,

FIG. 6 is a rear view thereof.

The broken lines showing a curvilinear shape in the arch area of FIGS. 1 & 2, along with the parallel broken lines partially around the peripheries of FIGS. 1 & 3-7, represent the boundaries of the design; with neither the lines themselves, nor the areas within them forming any part of the claim.

1 Claim, 4 Drawing Sheets



US D566,933 S

Page 2

U.S. PATENT DOCUMENTS

D441,943 S *	5/2001	Patterson et al.	D2/954	D501,707 S	2/2005	Nakano	D2/959
D446,636 S *	8/2001	McClaskie	D2/957	D516,782 S *	3/2006	Robbins et al.	D2/956
D468,083 S	1/2003	Morais	D2/960	D539,014 S *	3/2007	Issler	D2/953
D483,555 S	12/2003	Robinson, Jr. et al.	D2/954	D540,013 S *	4/2007	Issler	D2/955
D487,616 S *	3/2004	Rogers et al.	D2/956	D546,035 S *	7/2007	Belley et al.	D2/956

* cited by examiner

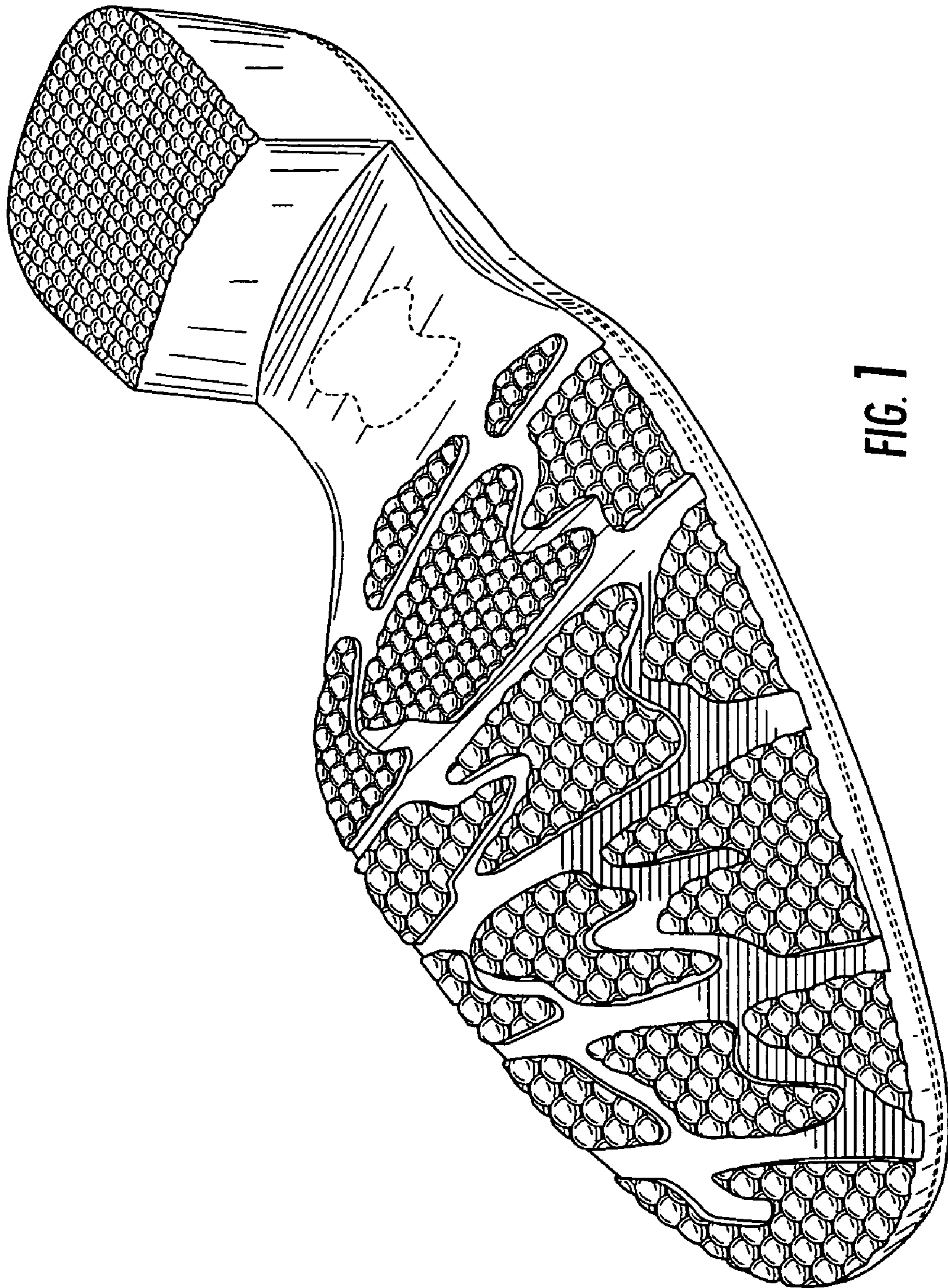


FIG. 1

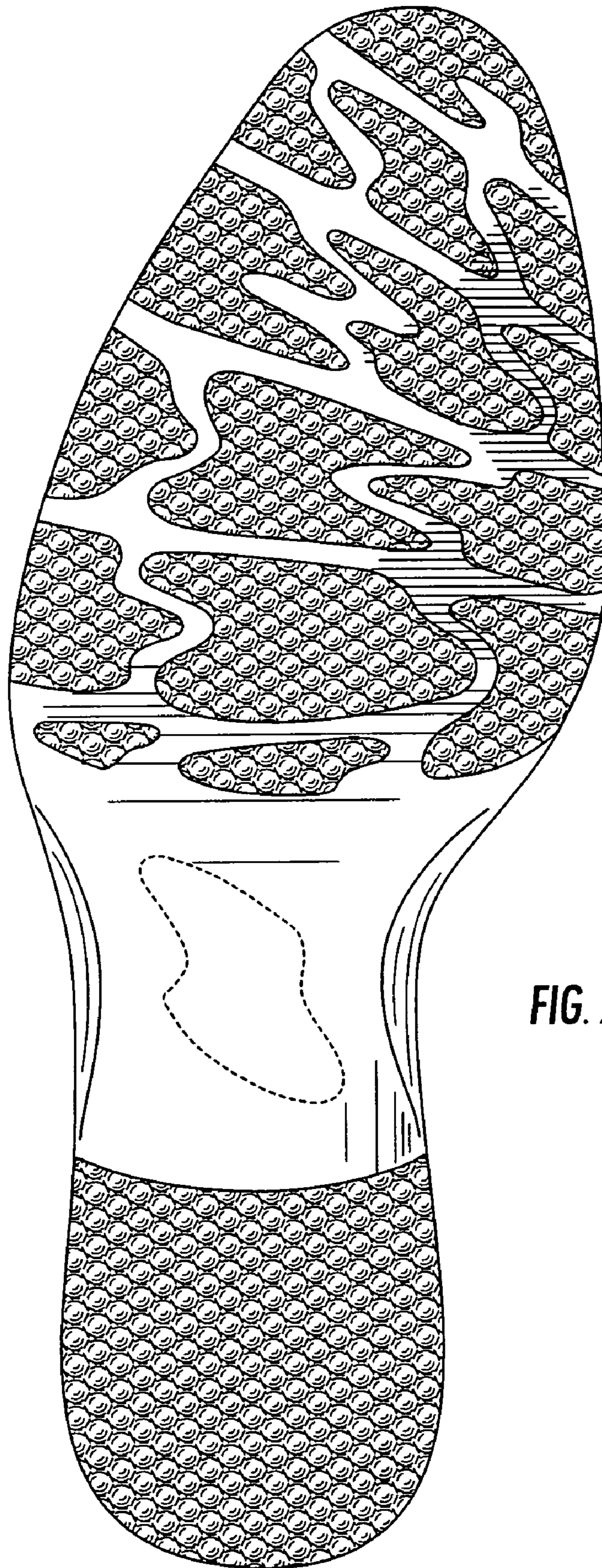


FIG. 2

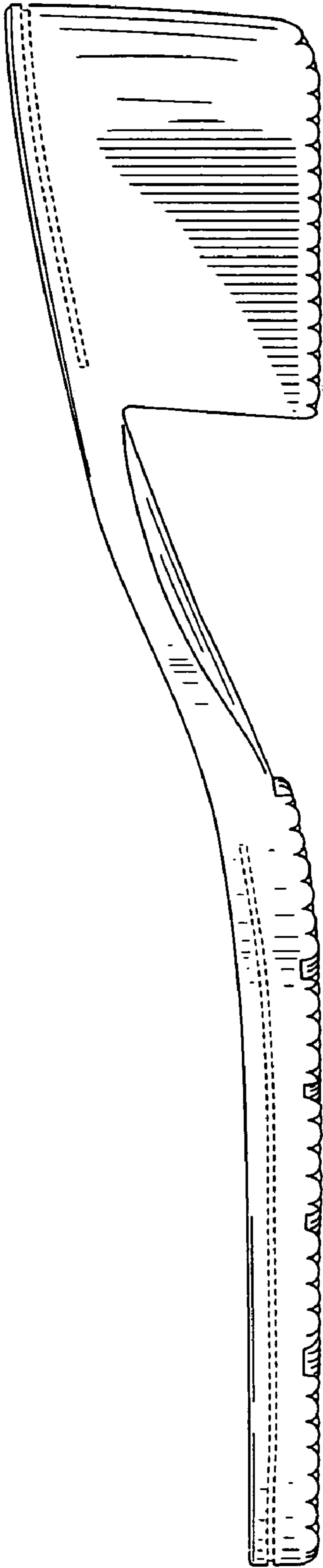


FIG. 3

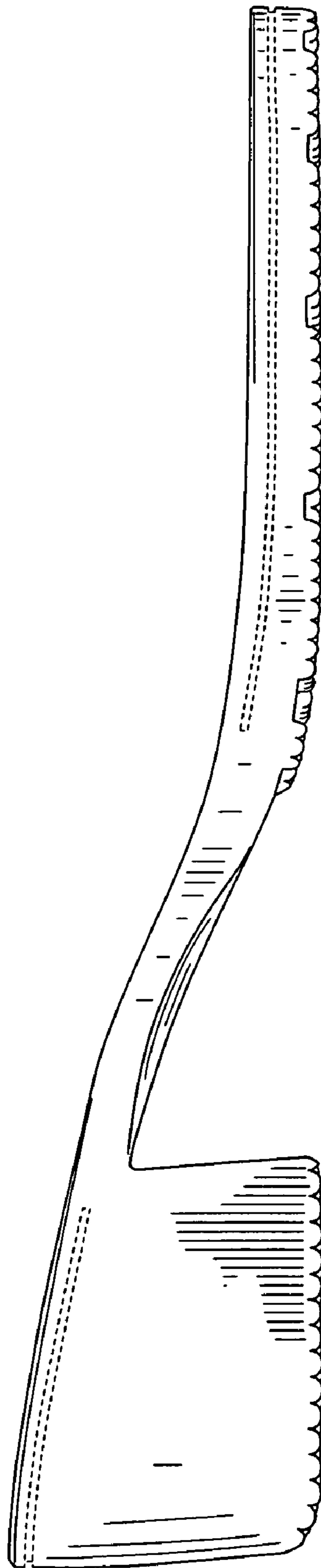


FIG. 4

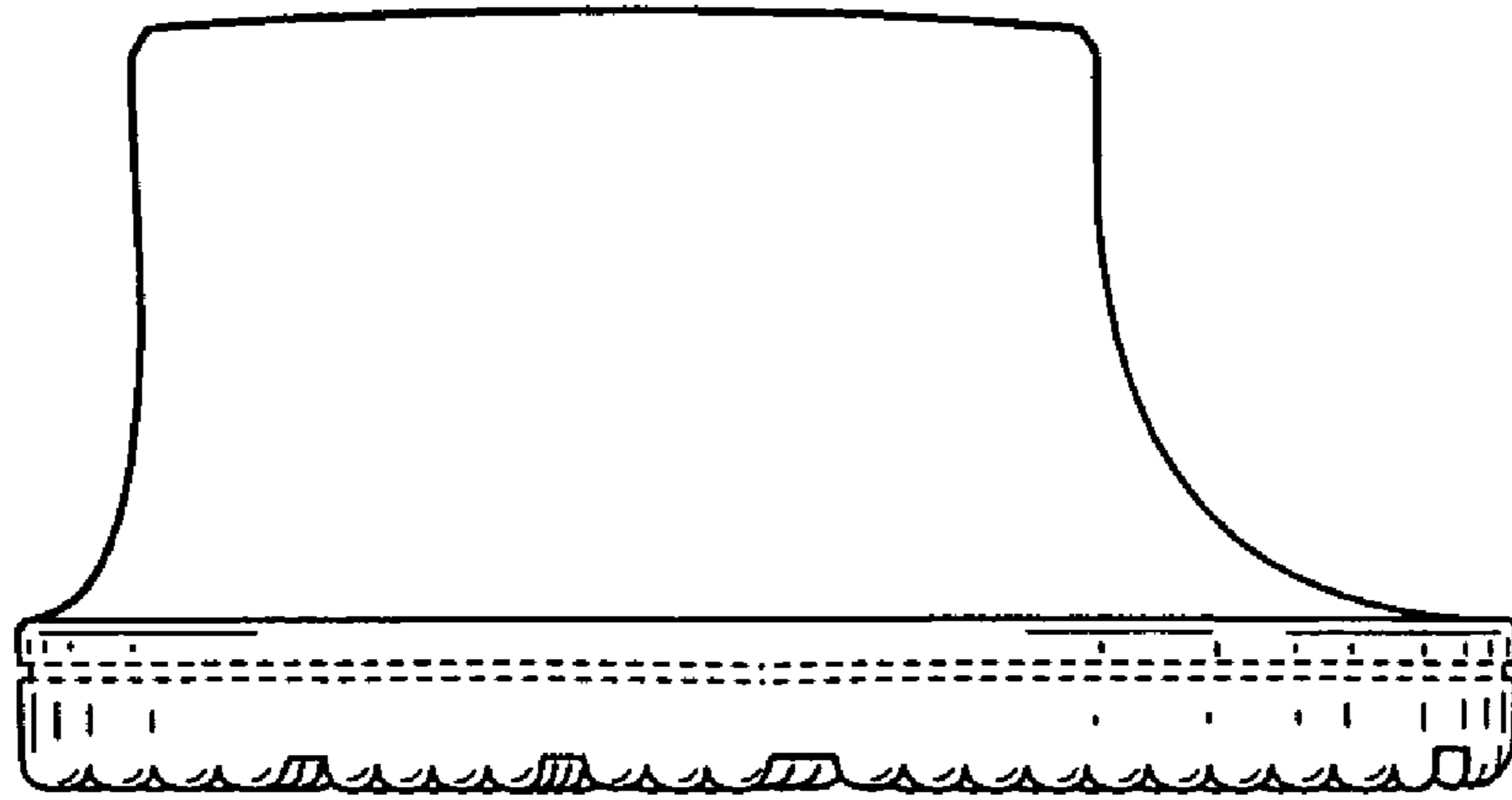


FIG. 5

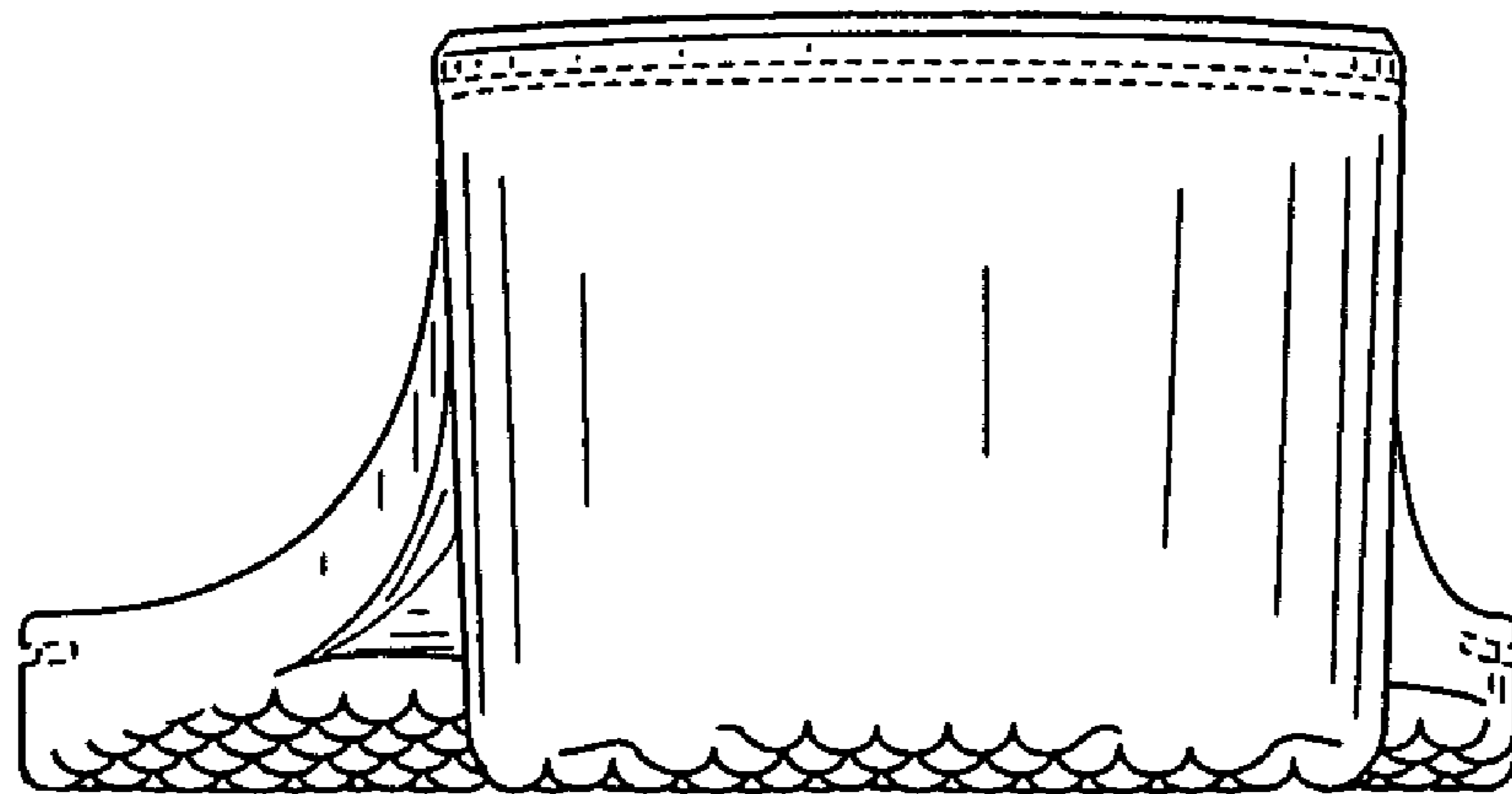


FIG. 6