



US00D566931S

(12) **United States Design Patent**
Lebo

(10) **Patent No.:** **US D566,931 S**

(45) **Date of Patent:** **** Apr. 22, 2008**

(54) **OUTSOLE FOR A SHOE**

(75) Inventor: **Jonathan K. Lebo**, Lebanon, PA (US)

(73) Assignee: **Columbia Insurance Company**,
Omaha, NE (US)

(**) Term: **14 Years**

(21) Appl. No.: **29/266,758**

(22) Filed: **Sep. 27, 2006**

(51) **LOC (8) Cl.** **02-04**

(52) **U.S. Cl.** **D2/952; D2/953**

(58) **Field of Classification Search** D2/897,
D2/902, 909, 947, 951-960; 36/3 B, 22 R,
36/24.5, 25 R, 32 R, 34 R, 59 C, 103
See application file for complete search history.

(56) **References Cited**

U.S. PATENT DOCUMENTS

| | | | | |
|---------------|---------|--------------------|-------|---------|
| D61,017 S * | 5/1922 | Heihecker | | D2/953 |
| 1,974,543 A | 9/1934 | Reymond | | 12/142 |
| 2,046,217 A | 6/1936 | Strauss | | 36/72 |
| 2,079,237 A | 5/1937 | Allard | | 36/2 |
| 2,160,768 A | 5/1939 | Wasser | | 36/72 |
| 2,344,069 A | 3/1944 | Wasser | | 36/72 |
| 3,091,871 A | 6/1963 | Tronche | | 36/72 |
| 3,175,310 A | 3/1965 | MacQuaid | | 36/72 |
| 3,175,311 A | 3/1965 | MacQuaid | | 36/72 |
| 3,191,321 A | 6/1965 | Brutting | | 36/2.5 |
| 3,213,551 A | 10/1965 | Krauss | | 36/2.5 |
| 3,407,518 A | 10/1968 | MacQuaid et al. | | 36/72 |
| 3,525,165 A | 8/1970 | Randall, Jr. | | 36/2.5 |
| 3,561,142 A | 2/1971 | Streit, Sr. et al. | | 36/72 |
| D256,518 S | 8/1980 | Moesle | | D2/320 |
| 4,231,170 A | 11/1980 | Griswold | | 36/72 |
| 4,366,629 A | 1/1983 | Scherz | | 36/4 |
| 4,562,652 A | 1/1986 | Hensler | | 36/102 |
| 4,908,963 A | 3/1990 | Krajcir et al. | | 36/77 |
| D311,559 S * | 10/1990 | Satoh et al. | | D21/586 |
| 4,995,174 A | 2/1991 | Hong et al. | | 36/72 |
| 5,048,203 A | 9/1991 | Kling | | 36/32 |
| 5,185,944 A | 2/1993 | Okajima | | 36/45 |
| 5,213,855 A * | 5/1993 | Buxton | | 428/17 |

| | | | | |
|--------------|---------|----------------------|-------|-----------|
| D335,953 S | 6/1993 | Tyng | | D2/320 |
| D343,507 S * | 1/1994 | Gramola | | D2/948 |
| D345,453 S | 3/1994 | Carpenter | | D2/955 |
| 5,499,459 A | 3/1996 | Tomaro | | 36/10 |
| 5,526,584 A | 6/1996 | Bleimhofer et al. | | 36/10 |
| D381,494 S | 7/1997 | Anderson | | D2/959 |
| D384,798 S | 10/1997 | Gray | | D2/964 |
| 5,738,937 A | 4/1998 | Baychar | | 428/316.6 |
| D396,549 S * | 8/1998 | von Conta et al. | | D2/955 |
| D402,449 S | 12/1998 | Robinson et al. | | D2/951 |
| D403,143 S * | 12/1998 | Gillespie | | D2/952 |
| D430,968 S | 9/2000 | Carroll | | D2/962 |
| 6,161,315 A | 12/2000 | Dalton | | 36/134 |
| D460,249 S * | 7/2002 | Yang | | D2/959 |
| D468,083 S | 1/2003 | Morais | | D2/960 |
| D483,555 S | 12/2003 | Robinson, Jr. et al. | | D2/954 |

(Continued)

Primary Examiner—Celia A. Murphy

(74) *Attorney, Agent, or Firm*—St. Onge Steward Johnston
& Reens LLC

(57) **CLAIM**

I claim the ornamental design for an outsole for a shoe, as shown and described.

DESCRIPTION

FIG. 1 is a bottom view of an outsole for a shoe showing my new design;

FIG. 2 is a right side view thereof;

FIG. 3 is a left side view thereof;

FIG. 4 is a front side view thereof;

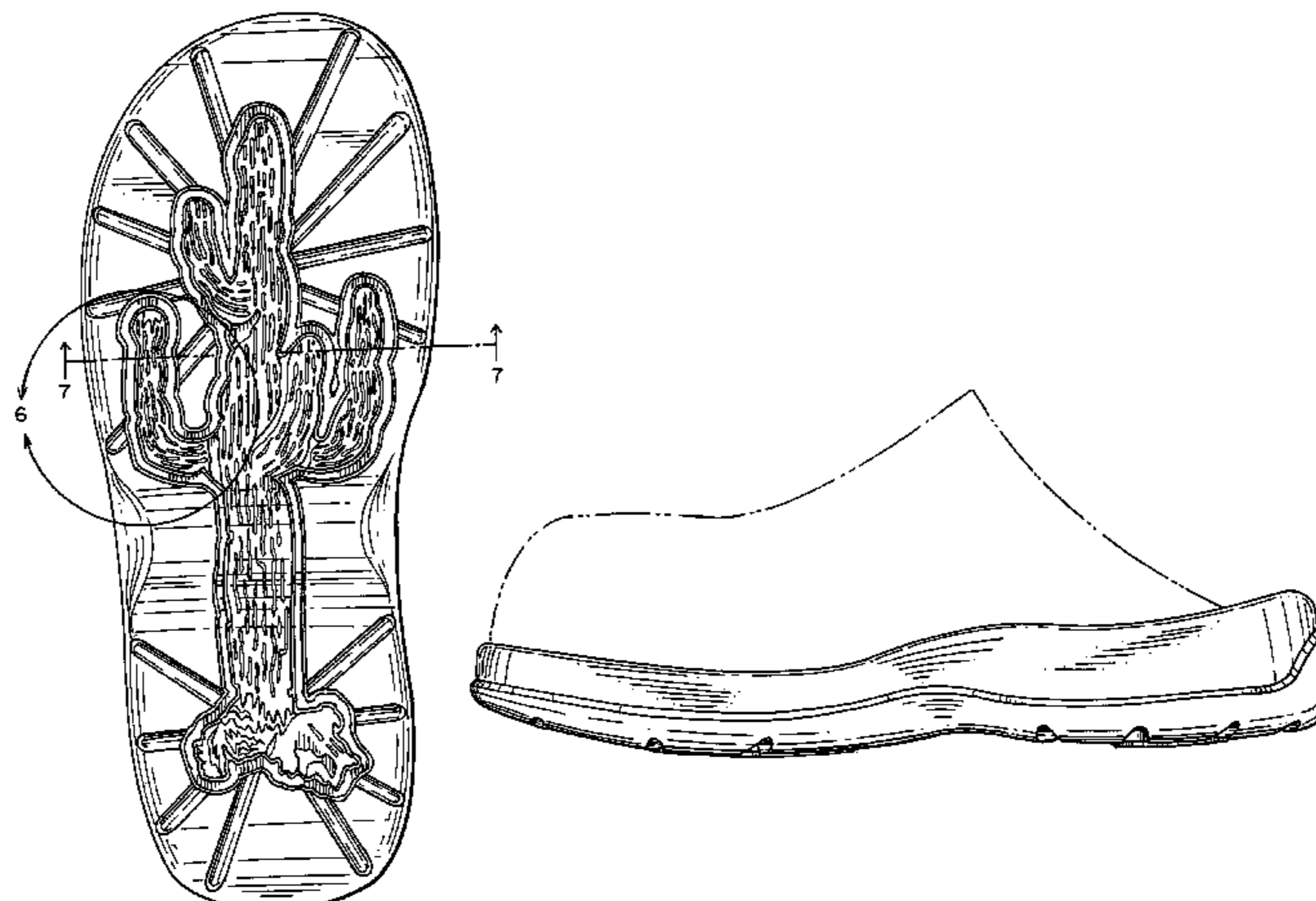
FIG. 5 is a rear view thereof;

FIG. 6 is a close up perspective view of the area indicated as 6 shown in FIG. 1; and,

FIG. 7 is a cross sectional view taken along line 7—7 shown in FIG. 1.

The broken lines showing a shoe upper in FIGS. 2-5; along with the broken lines showing the internal surface in FIG. 7 represent the portions of the design that form no part of the claim.

1 Claim, 5 Drawing Sheets



US D566,931 S

Page 2

U.S. PATENT DOCUMENTS

| | | | | | | | |
|----------------|---------|--------------------|--------|--------------|--------|-----------------|--------|
| D495,121 S * | 8/2004 | McClaskie | D2/952 | D536,162 S * | 2/2007 | McClaskie | D2/952 |
| D501,707 S | 2/2005 | Nakano | D2/959 | D541,020 S * | 4/2007 | McClaskie | D2/952 |
| D513,839 S * | 1/2006 | McClaskie | D2/952 | D545,035 S * | 6/2007 | Roulo | D2/959 |
| 7,118,788 B1 * | 10/2006 | Turner et al. | 428/17 | | | | |

* cited by examiner

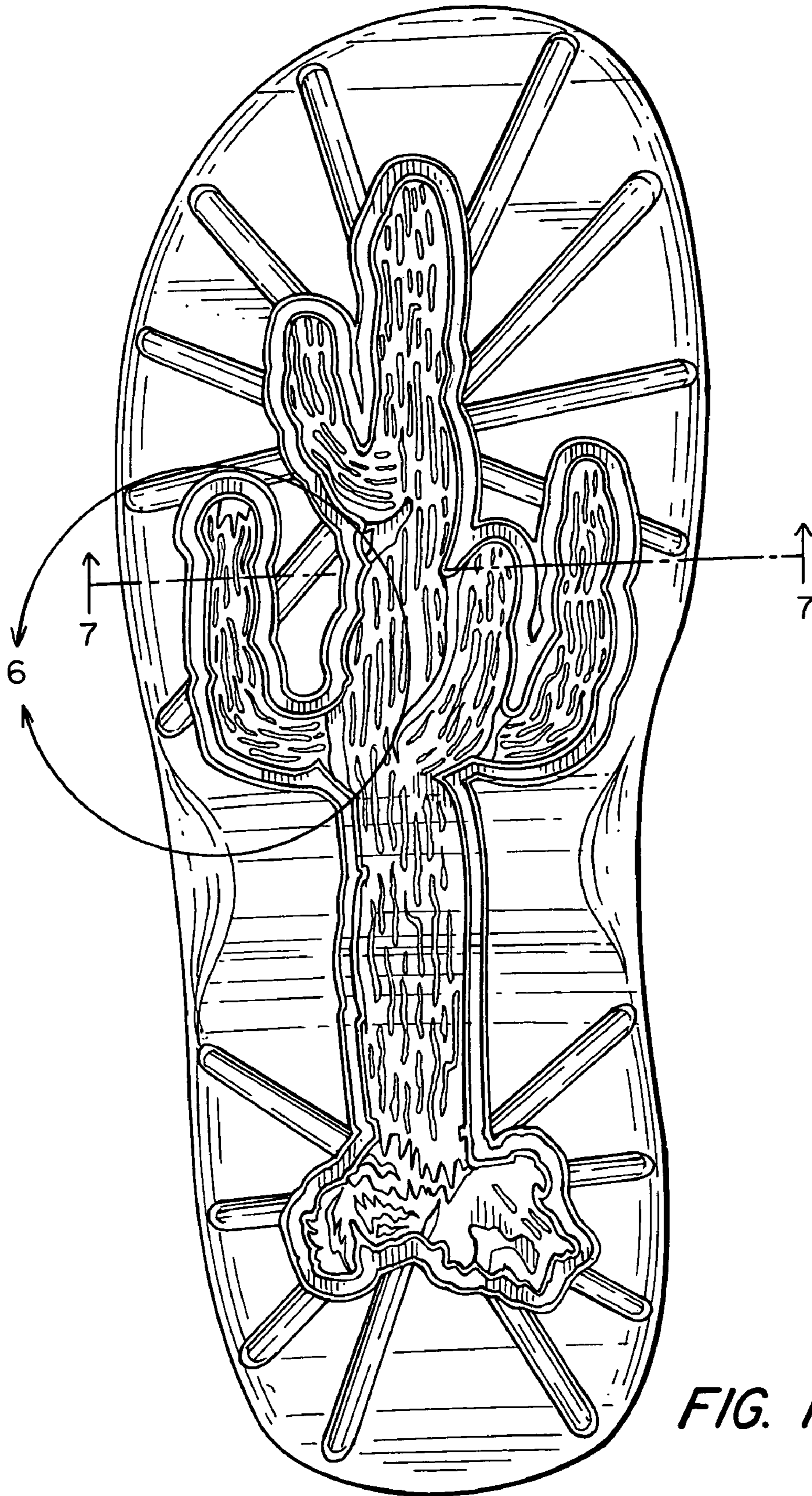


FIG. 1

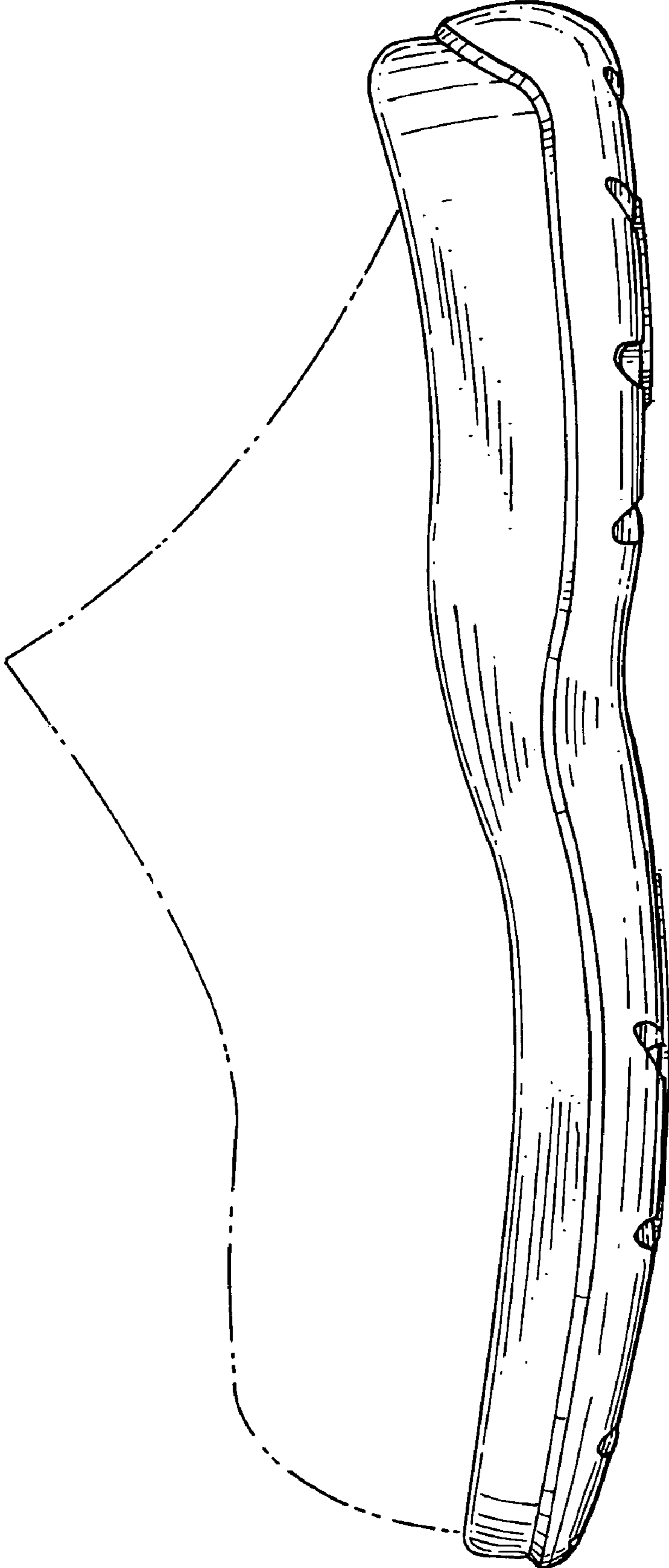


FIG. 2

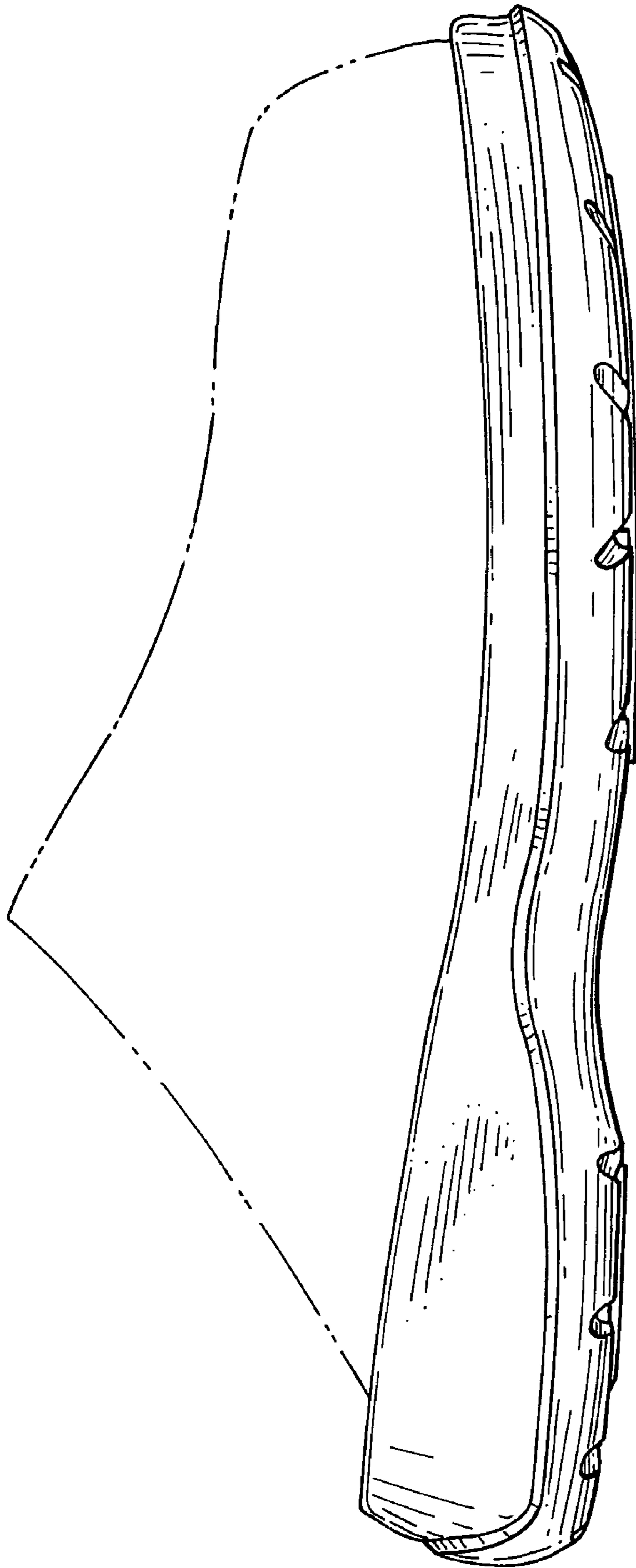


FIG. 3

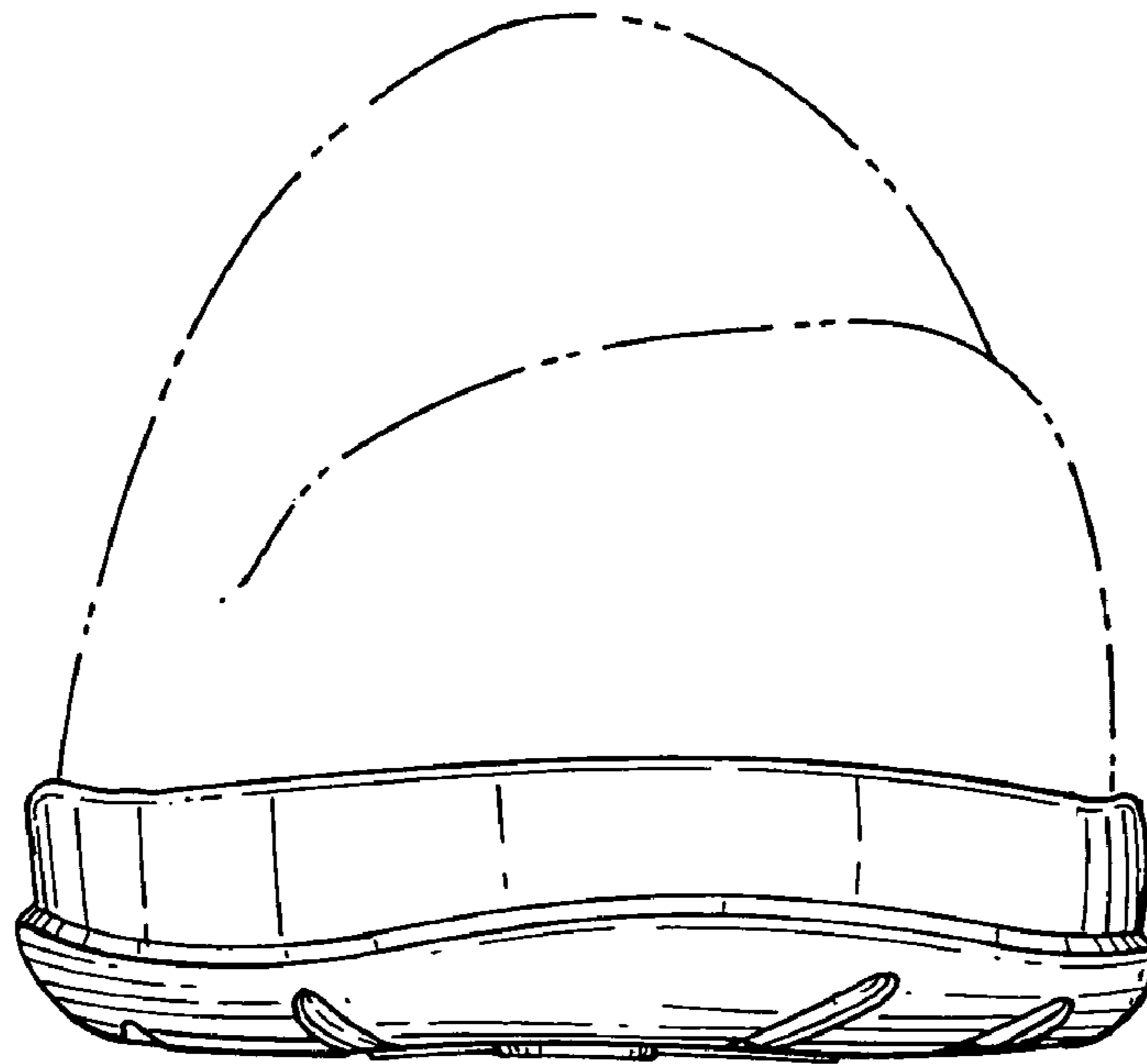


FIG. 4

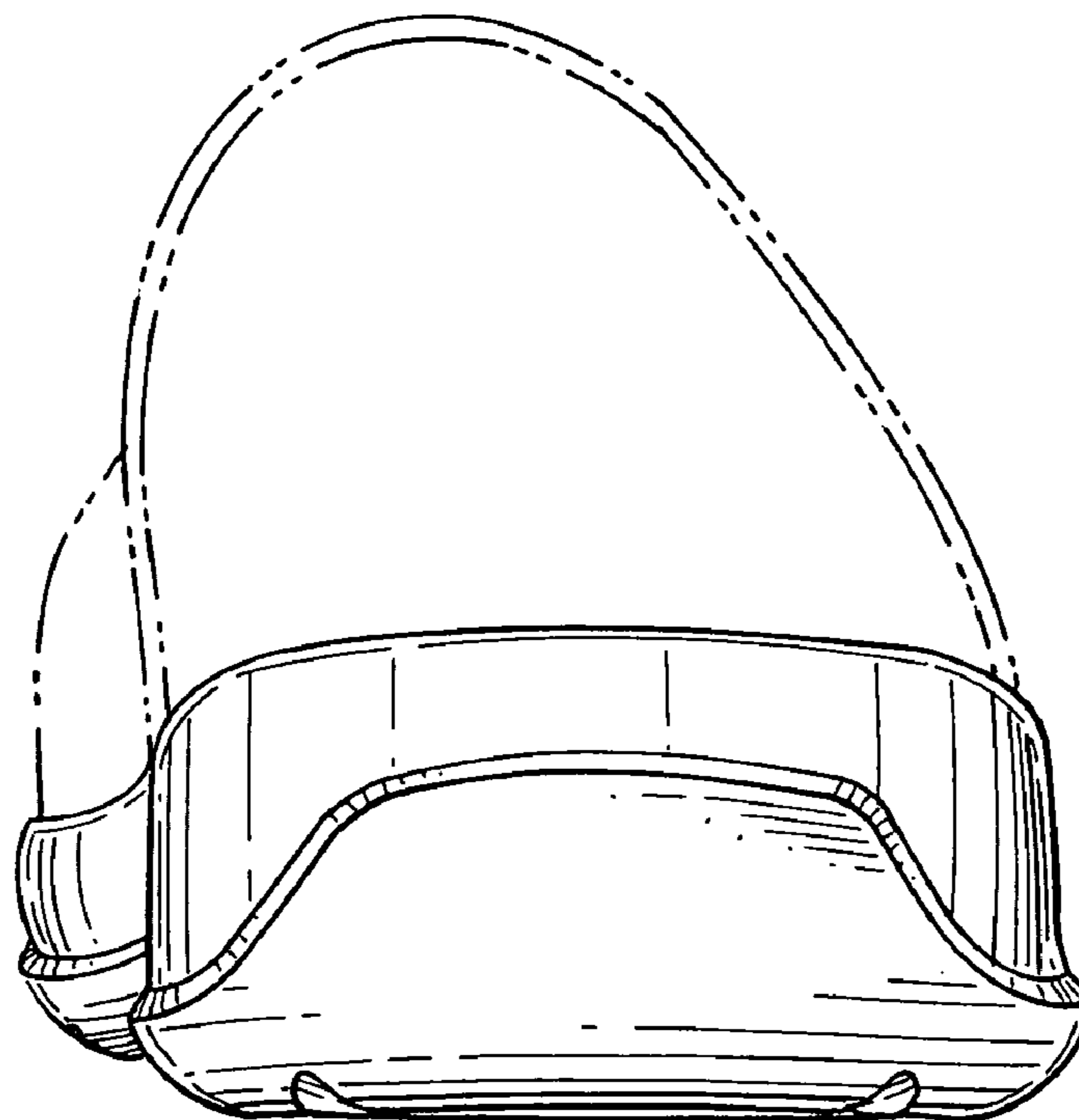


FIG. 5

FIG. 6

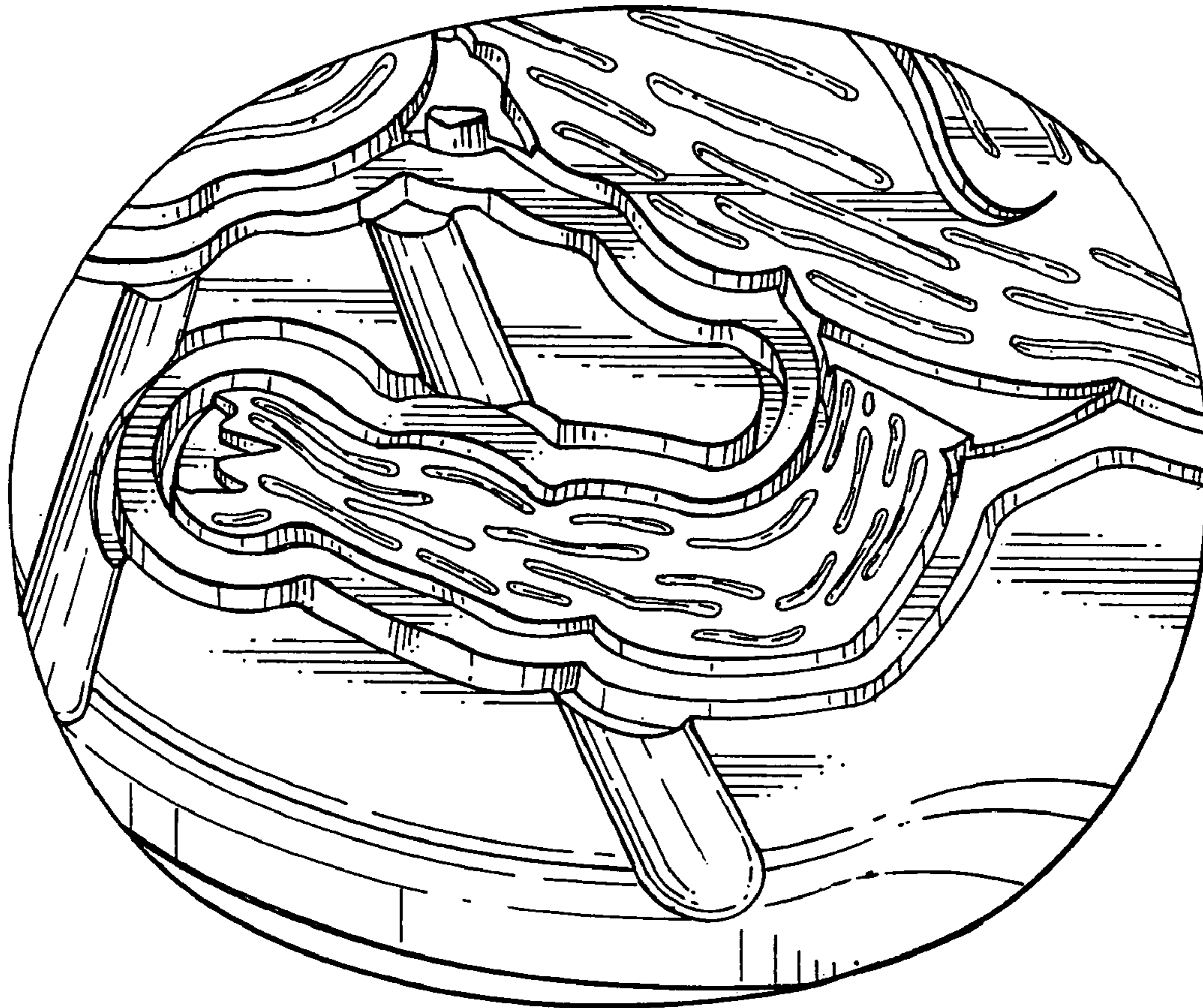


FIG. 7

