



US00D566917S

(12) **United States Design Patent**
Renner

(10) **Patent No.:** **US D566,917 S**

(45) **Date of Patent:** **** Apr. 15, 2008**

(54) **MOP**

(75) Inventor: **Reinhard Renner**, Esslingen (DE)

(73) Assignee: **Leifheit AG**, Nassau/Lahn (DE)

(**) Term: **14 Years**

(21) Appl. No.: **29/250,500**

(22) Filed: **Nov. 17, 2006**

(30) **Foreign Application Priority Data**

May 17, 2006 (EM) 000530563

(51) **LOC (8) Cl.** **04-01**

(52) **U.S. Cl.** **D32/50**

(58) **Field of Classification Search** D32/40,
D32/50-51, 44-45; 15/116.1-116.2, 119.2,
15/228, 147.1-147.2, 150, 209.1, 210.1;
401/137-140

See application file for complete search history.

(56) **References Cited**

U.S. PATENT DOCUMENTS

D302,759 S * 8/1989 Batchelor D32/44

D423,742 S * 4/2000 Kingry et al. D32/50

D428,226 S * 7/2000 Kunkler D32/45

6,588,045 B2 * 7/2003 Fernandez 15/119.2

6,675,426 B2 * 1/2004 Ohm et al. 15/228

D487,174 S * 2/2004 Colman et al. D32/50

D497,699 S * 10/2004 Chi-Hsiang et al. D32/50

D505,762 S * 5/2005 Lalanne et al. D32/45

D514,267 S * 1/2006 Tsai D32/45

D531,367 S * 10/2006 Hay D32/44

* cited by examiner

Primary Examiner—Pamela J. Burgess

(74) *Attorney, Agent, or Firm*—Darby & Darby

(57) **CLAIM**

The ornamental design for a mop, as shown and described.

DESCRIPTION

FIG. 1 is a top and front perspective view of the mop, showing my new design;

FIG. 2 is a front view thereof, the back view being the mirror image of the front view;

FIG. 3 is a right side view thereof;

FIG. 4 is a left side view thereof; and,

FIG. 5 is a top view thereof.

1 Claim, 3 Drawing Sheets




FIG. 1

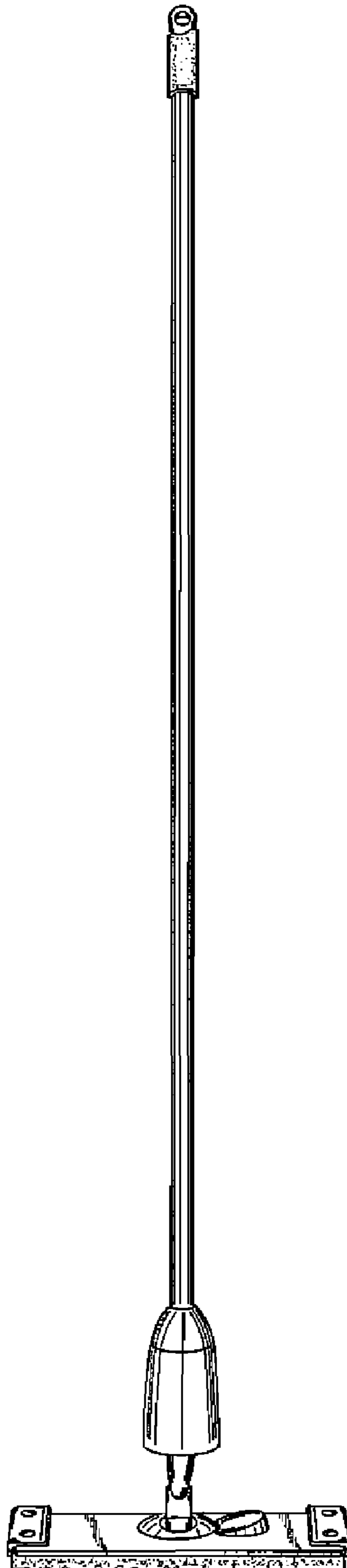


FIG. 2

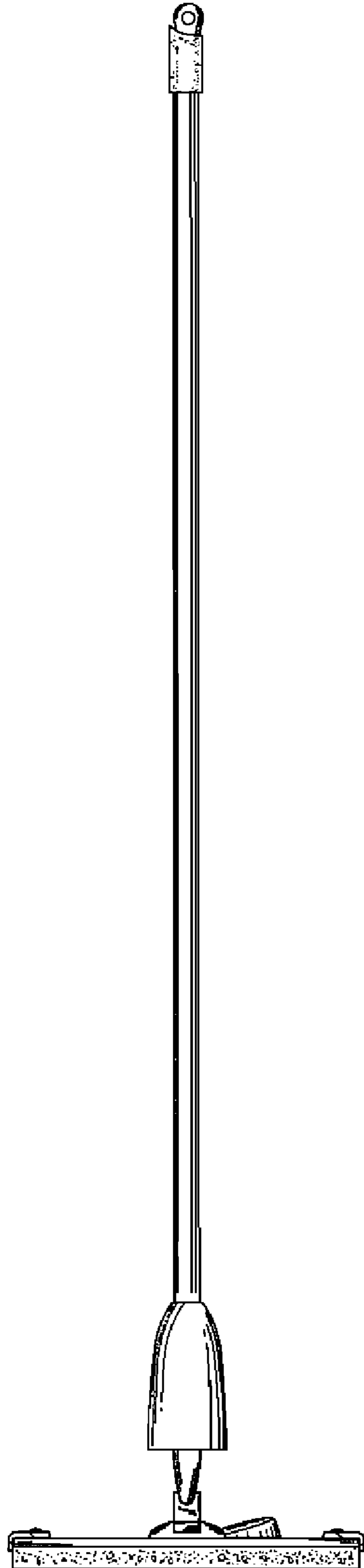


FIG. 3

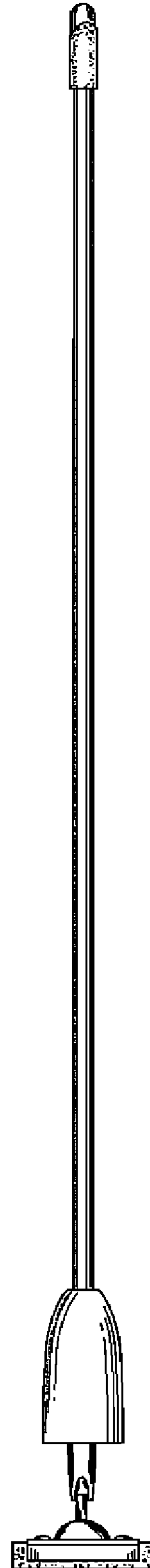


FIG. 4

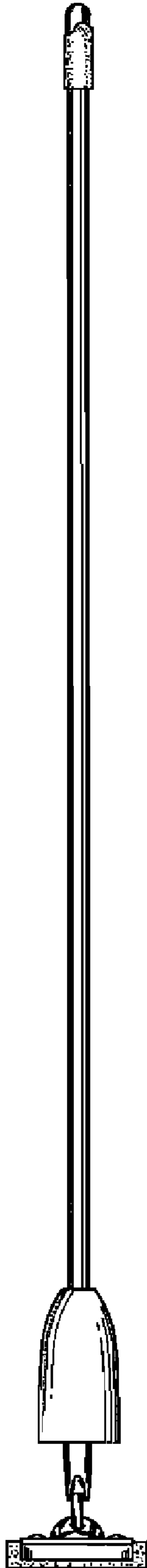


FIG. 5

