



US00D566901S

(12) **United States Design Patent**
Tadman

(10) **Patent No.:** **US D566,901 S**
(45) **Date of Patent:** **** Apr. 15, 2008**

(54) **SET OF LIPSTICK SLEEVE FLASK RINGS**

DESCRIPTION

(76) Inventor: **David Tadman**, 13119 Moorpark St.,
#7, Sherman Oaks, CA (US) 91423

(**) Term: **14 Years**

(21) Appl. No.: **29/275,348**

(22) Filed: **Dec. 21, 2006**

(51) **LOC (8) Cl.** **28-03**

(52) **U.S. Cl.** **D28/90**

(58) **Field of Classification Search** D28/7,
D28/76, 77, 85-90; 401/202, 126-130; D9/500,
D9/503-504, 529; 206/581, 823, 385; 132/320,
132/218, 316-318

See application file for complete search history.

(56) **References Cited**

U.S. PATENT DOCUMENTS

D136,306 S *	9/1943	Younghusband	D28/87
D149,565 S *	5/1948	Leavin	D28/90
D214,873 S *	8/1969	Koenigsberg	D9/529
D408,593 S *	4/1999	Nakano	D28/87

* cited by examiner

Primary Examiner—Jennifer Rivard

(57) **CLAIM**

The ornamental design for set of lipstick sleeve flask rings,
as shown and described.

FIG. 1 is a perspective view of set of lipstick sleeve flask rings of the present invention, illustrating a lipstick holder in phantom outline, the broken lines showing the lipstick holder for illustrative purposes only and forming no part of the claimed design;

FIG. 2 is a front elevational view of the invention, illustrating the lipstick holder in phantom outline, the broken lines showing the lipstick holder for illustrative purposes only and forming no part of the claimed design;

FIG. 3 is a rear elevational view of the invention, illustrating the lipstick holder in phantom outline, the broken lines showing the lipstick holder for illustrative purposes only and forming no part of the claimed design;

FIG. 4 is a left-side elevational view of the invention, illustrating the lipstick holder in phantom outline, the broken lines showing the lipstick holder for illustrative purposes only and forming no part of the claimed design;

FIG. 5 is a right-side elevational view of the invention, illustrating the lipstick holder in phantom outline, the broken lines showing the lipstick holder for illustrative purposes only and forming no part of the claimed design;

FIG. 6 is a top plan view of the invention; and,

FIG. 7 is a bottom plan view of the invention.

1 Claim, 2 Drawing Sheets






FIG. 1




FIG. 2




FIG. 3




FIG. 4



FIG. 5

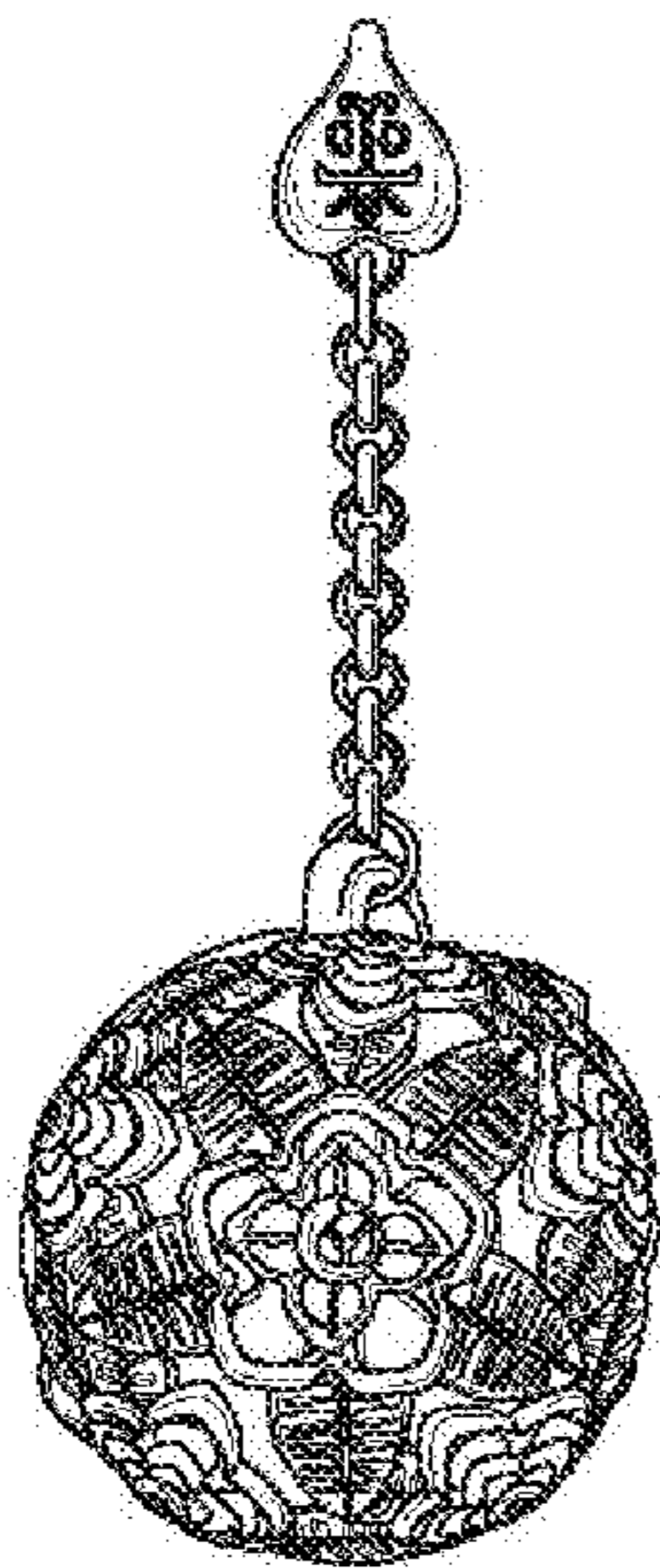


FIG. 6

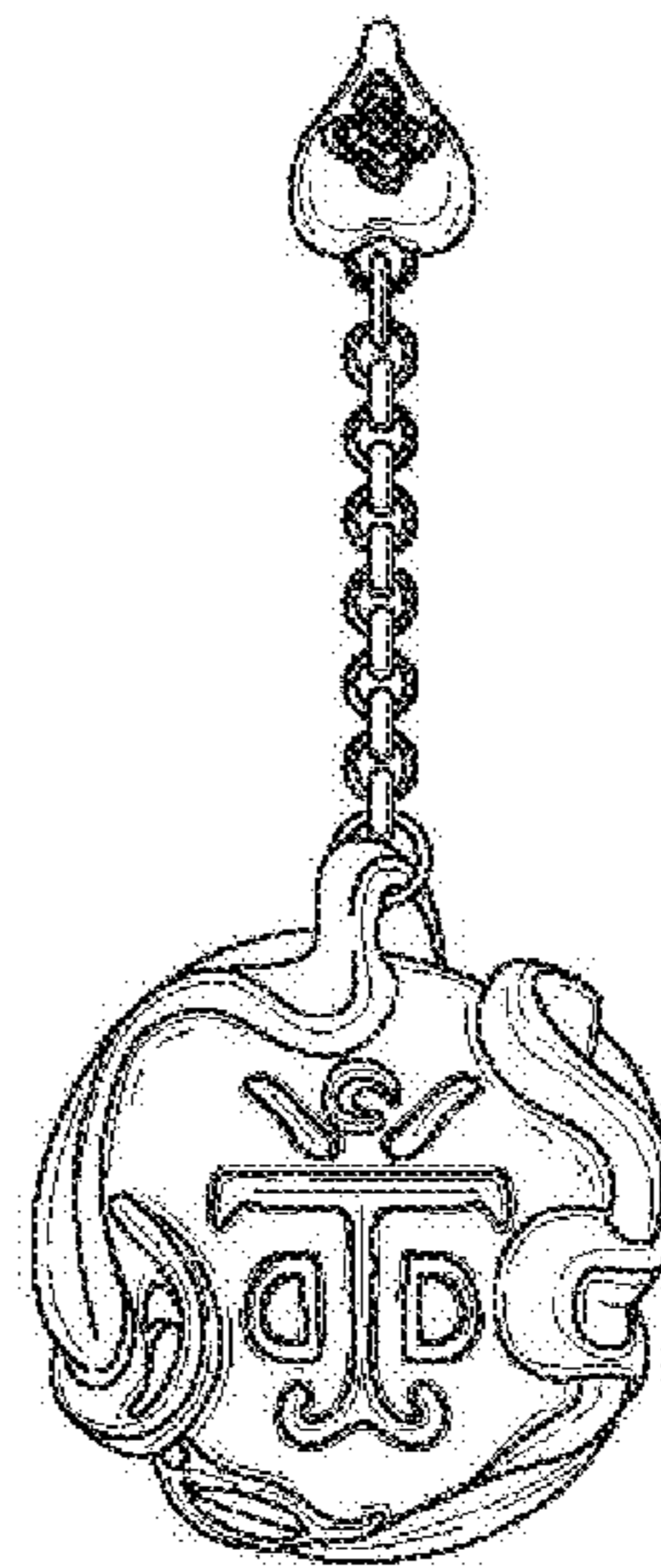


FIG. 7