

US00D566898S

(12) **United States Design Patent**  
**Hara**

(10) **Patent No.:** **US D566,898 S**

(45) **Date of Patent:** **\*\* Apr. 15, 2008**

(54) **ELECTRIC HAIR CLIPPER**

D495,830 S \* 9/2004 Cornelissen ..... D28/49

(75) Inventor: **Shigehito Hara**, Yokohama (JP)

\* cited by examiner

(73) Assignee: **Matsushita Electric Works, Ltd.**,  
Osaka (JP)

*Primary Examiner*—Jennifer Rivard

(74) *Attorney, Agent, or Firm*—Osha Liang LLP

(\*\*) Term: **14 Years**

(57) **CLAIM**

(21) Appl. No.: **29/289,349**

The ornamental design for an electric hair clipper, as shown and described.

(22) Filed: **Jul. 17, 2007**

**DESCRIPTION**

(30) **Foreign Application Priority Data**

Jan. 24, 2007 (JP) ..... 2007-001217

FIG. 1 is a perspective view of the design according to the invention.

(51) **LOC (8) Cl.** ..... **28-03**

(52) **U.S. Cl.** ..... **D28/54**

FIG. 2 is a front view of the design according to the invention.

(58) **Field of Classification Search** ..... D28/44-54;  
30/30, 32, 34.05, 34.1, 34.2, 41-41.9, 44,  
30/45, 47-51, 57, 58, 526, 527, 532, 533,  
30/537-540, 346.5, 346.51-346.61, 43-43.92,  
30/200-203, 210, 216

FIG. 3 is a rear view of the design according to the invention.

FIG. 4 is a left side view of the design according to the invention, a right side view being a mirror image thereof.

See application file for complete search history.

FIG. 5 is a top plan view of the design according to the invention; and,

FIG. 6 is a bottom view of the design according to the invention.

(56) **References Cited**

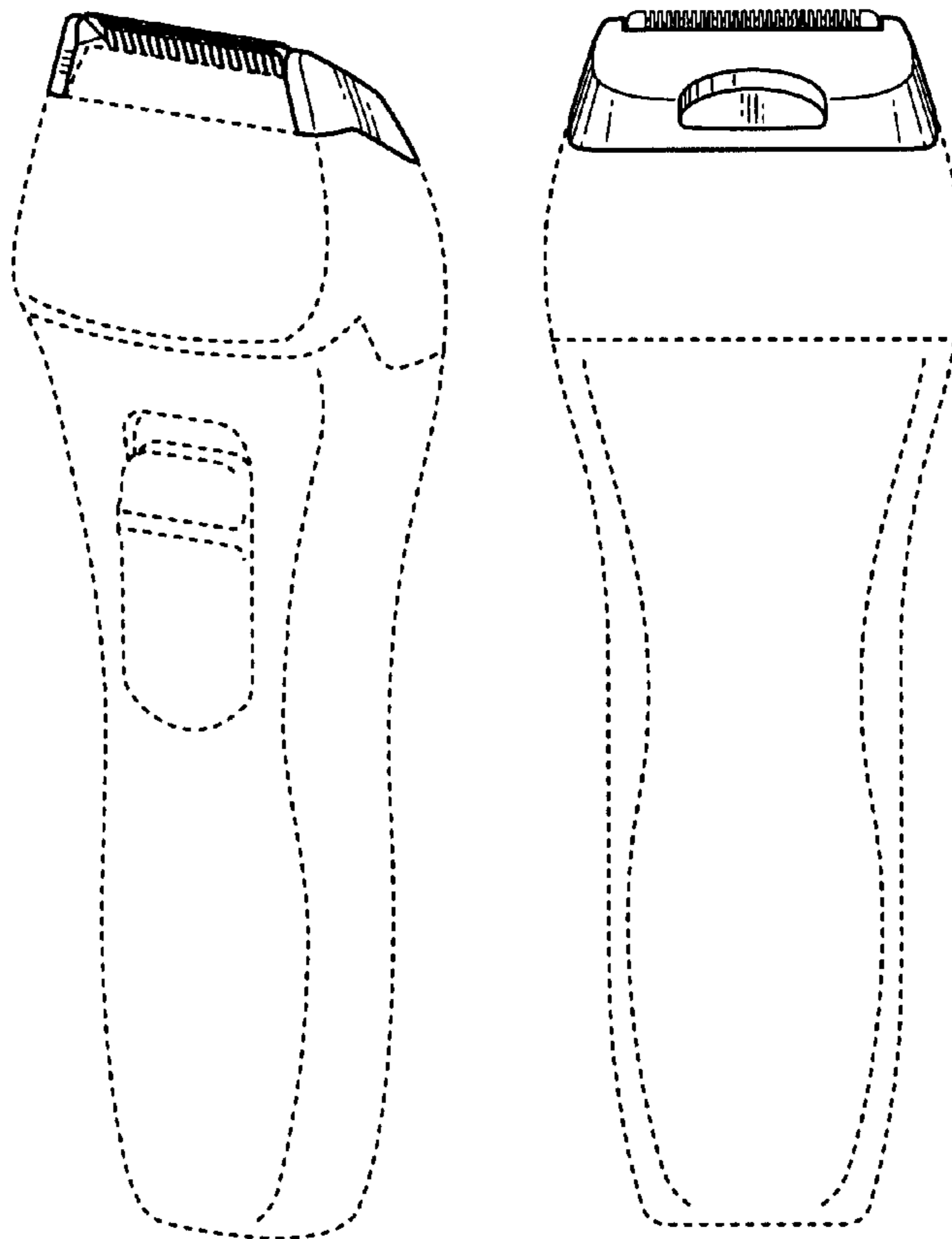
**U.S. PATENT DOCUMENTS**


D254,209 S \* 2/1980 Steinkamp ..... D28/49

D342,345 S \* 12/1993 Yonezawa ..... D28/53

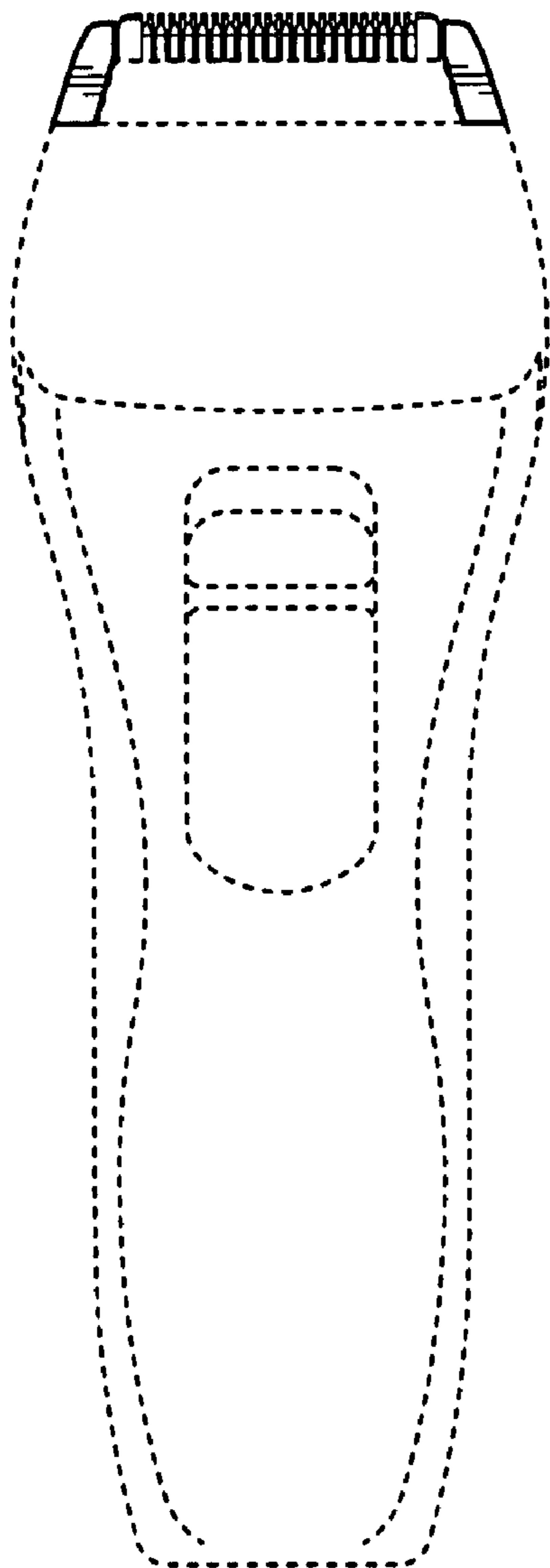
The elements shown in broken lines are for illustrative purposes only and form no part of the claimed design

**1 Claim, 3 Drawing Sheets**

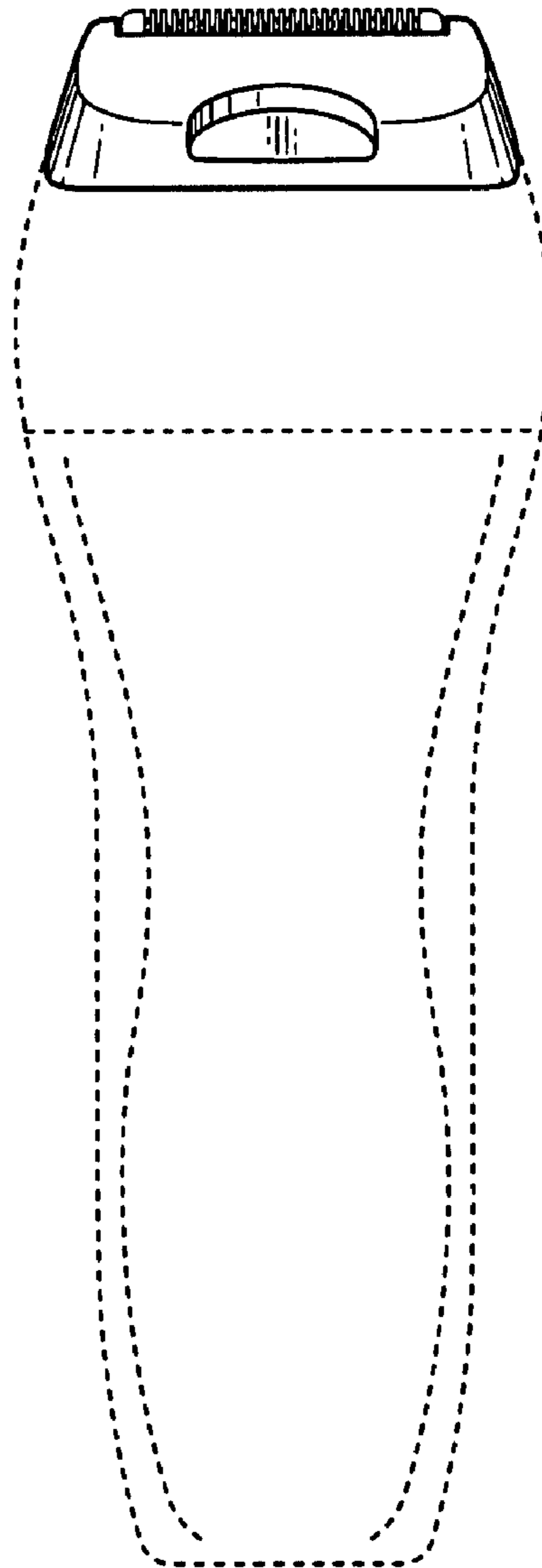





**FIG. 1**



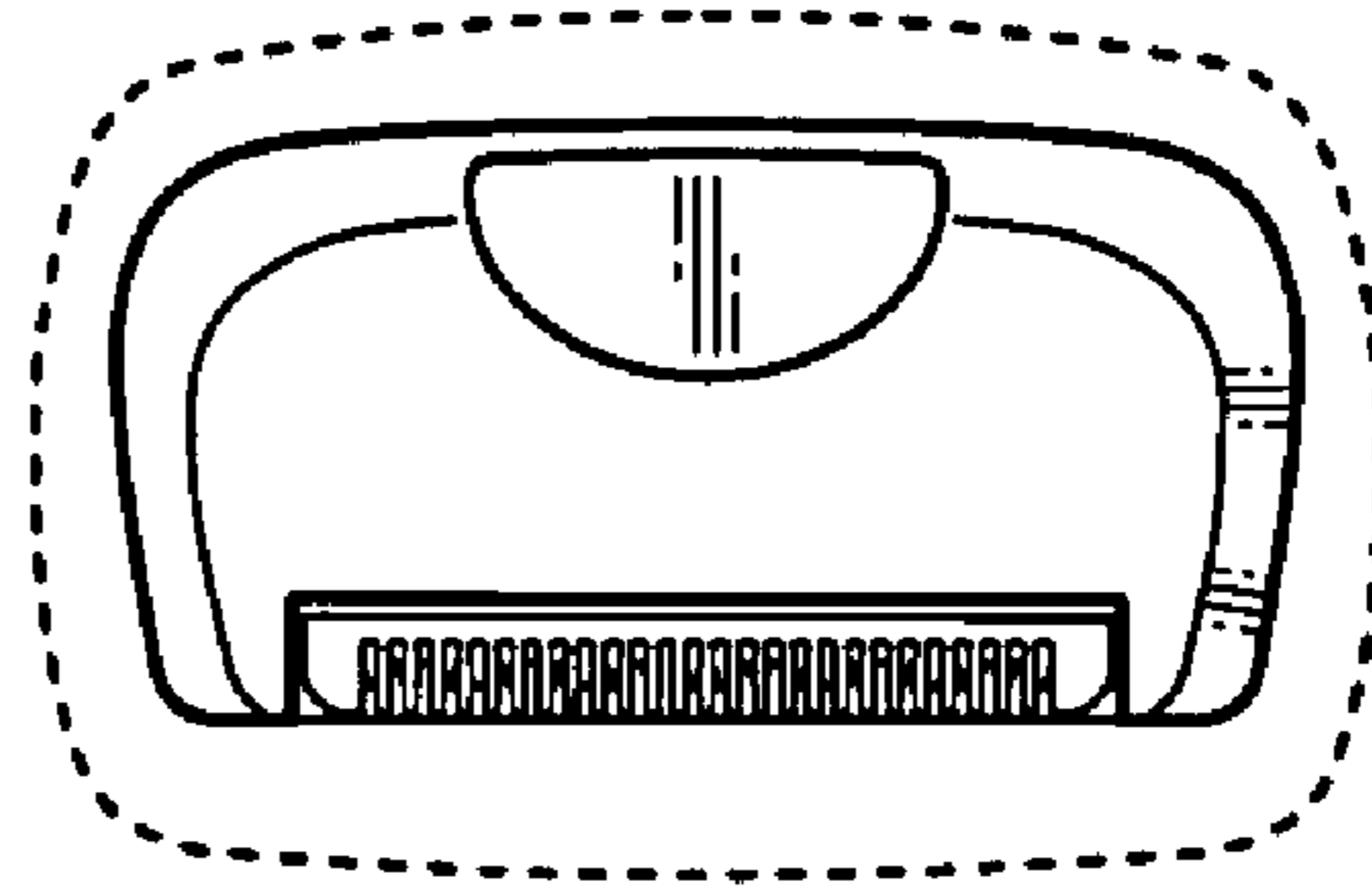
**FIG. 2**



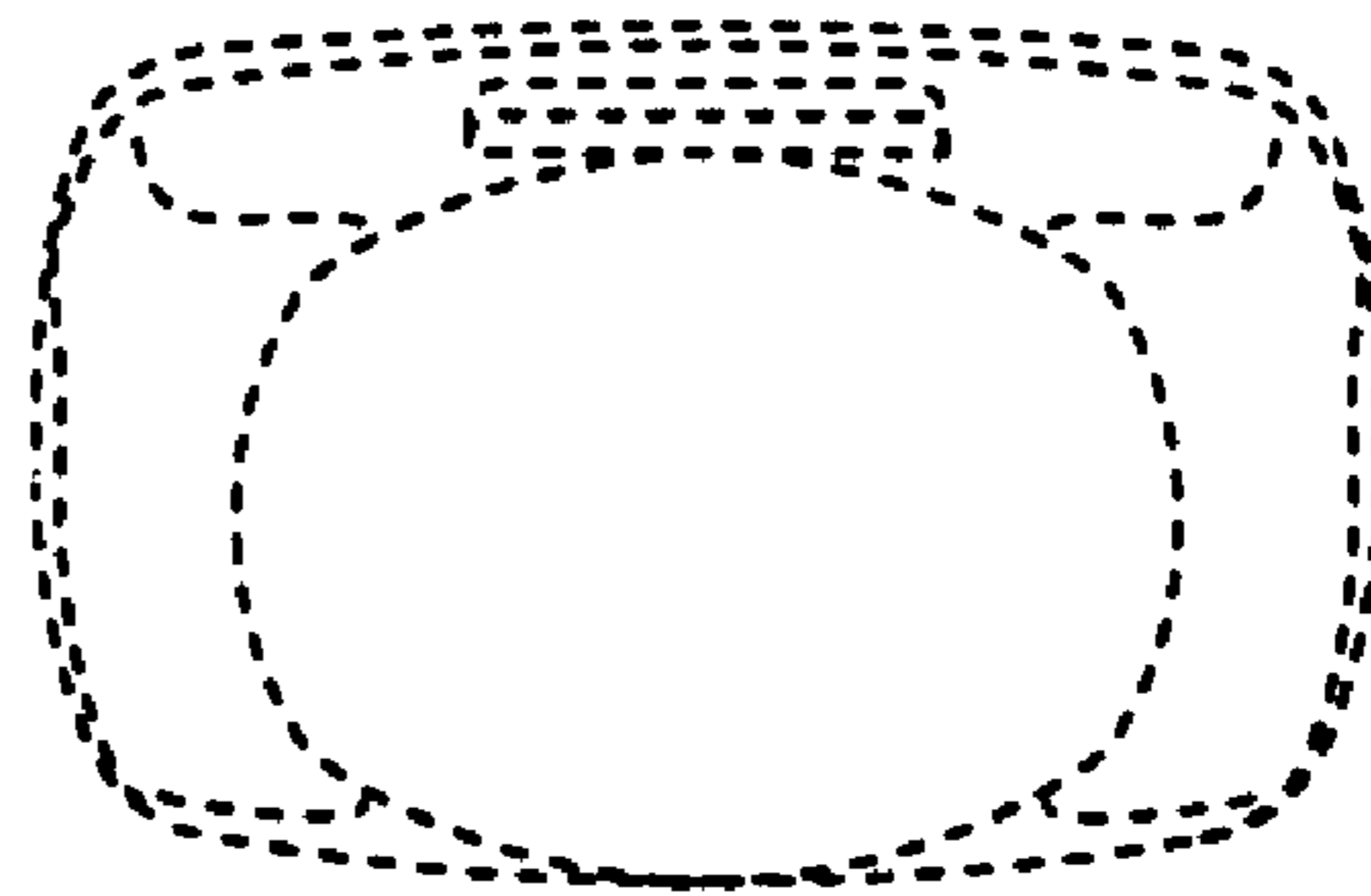
**FIG. 3**



**FIG. 4**



**FIG. 5**



**FIG. 6**