

US00D566879S

(12) **United States Design Patent**
Jamelle et al.

(10) **Patent No.:** **US D566,879 S**

(45) **Date of Patent:** **** Apr. 15, 2008**

(54) **WALL-MOUNTED LIGHTING FIXTURE**

(75) Inventors: **Hina Jamelle**, New York, NY (US); **Ali Rahim**, New York, NY (US)

(73) Assignee: **Ivalo Lighting Inc.**, Coopersburg, PA (US)

(**) Term: **14 Years**

(21) Appl. No.: **29/279,454**

(22) Filed: **May 1, 2007**

(51) **LOC (8) Cl.** **26-03**

(52) **U.S. Cl.** **D26/85; D26/132**

(58) **Field of Classification Search** D26/71,
D26/72, 85, 88, 89, 121, 122, 132; 362/147,
362/348-350, 367, 432, 806, 572
See application file for complete search history.

(56) **References Cited**

U.S. PATENT DOCUMENTS

| | | | | |
|---------------|---------|---------------|-------|---------|
| D43,539 S * | 2/1913 | Kopp | | D26/132 |
| 1,447,659 A * | 3/1923 | Hayes | | 362/367 |
| D66,565 S * | 2/1925 | Harcourt | | D26/132 |
| D165,738 S * | 1/1952 | Brochstein | | D26/85 |
| D233,687 S * | 11/1974 | Deaton | | D26/121 |
| D329,716 S * | 9/1992 | Gismondi | | D26/85 |
| D354,369 S * | 1/1995 | Pearce | | D26/85 |
| D359,373 S * | 6/1995 | Pagani et al. | | D26/85 |

| | | | | |
|--------------|---------|--------|-------|--------|
| D373,009 S * | 8/1996 | Hsu | | D26/85 |
| D394,726 S * | 5/1998 | Crosby | | D26/85 |
| D402,074 S * | 12/1998 | Crosby | | D26/85 |
| D468,047 S * | 12/2002 | Lara | | D26/85 |

* cited by examiner

Primary Examiner—Clare E Heflin

(74) *Attorney, Agent, or Firm*—Ostrolenk, Faber, Gerb & Soffen, LLP

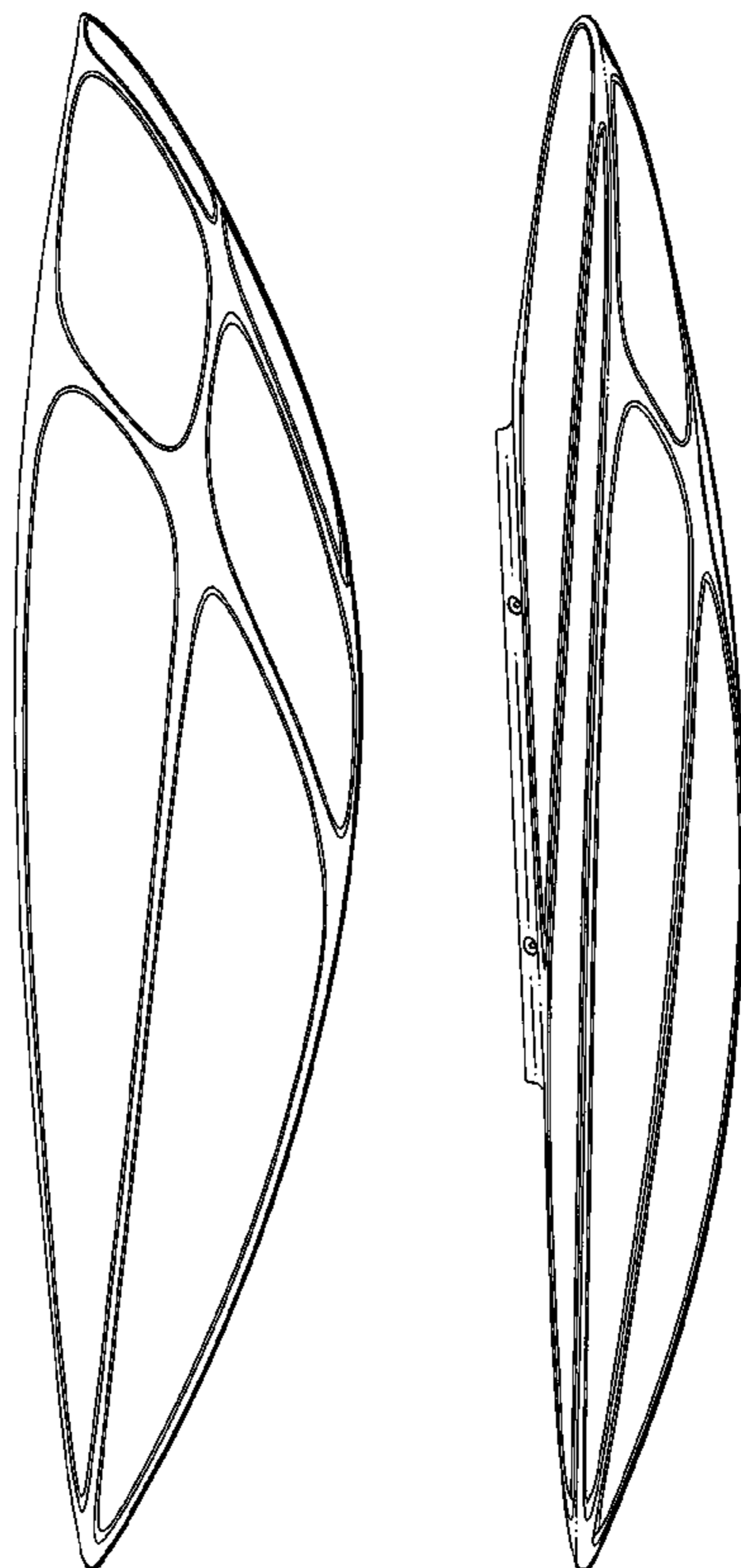
(57) **CLAIM**

The ornamental design for a wall-mounted lighting fixture, as shown and described.

DESCRIPTION

FIG. 1 is a front elevation showing the fixture;
FIG. 2 is a rear elevation;
FIG. 3 is a right side elevation;
FIG. 4 is a left side elevation;
FIG. 5 is a top plan view;
FIG. 6 is a bottom plan view;
FIG. 7 is perspective view as seen generally from the right front; and,
FIG. 8 is perspective view as seen generally from the left side.

1 Claim, 4 Drawing Sheets



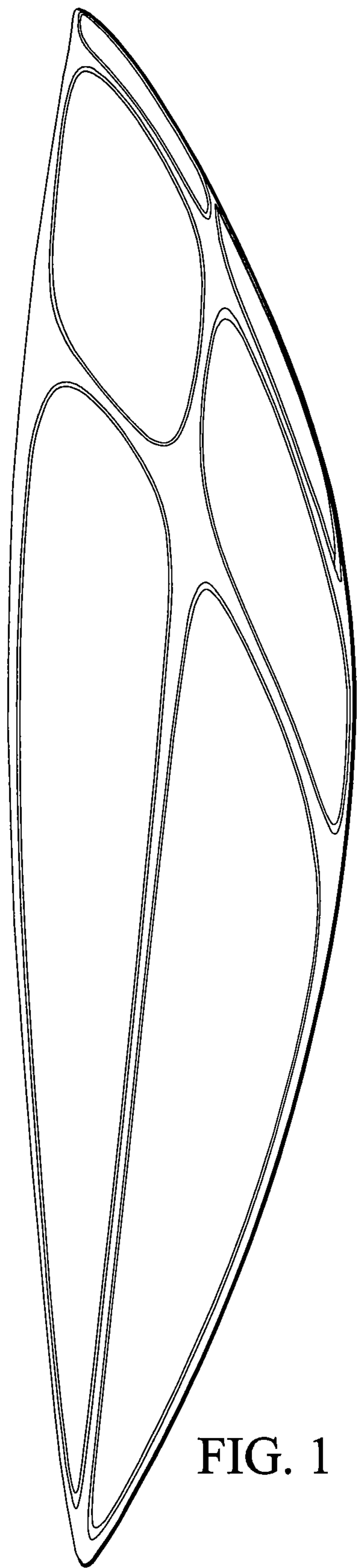


FIG. 1

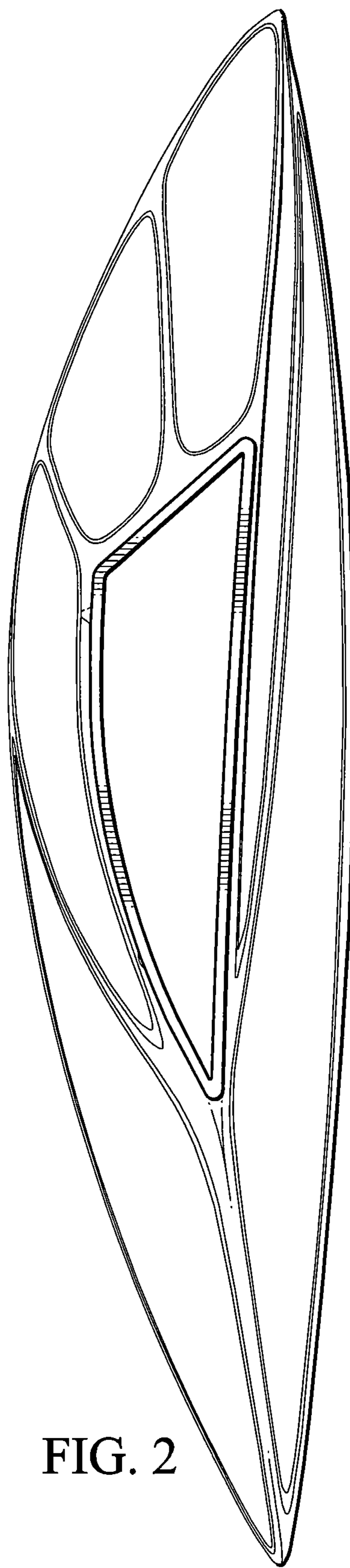


FIG. 2

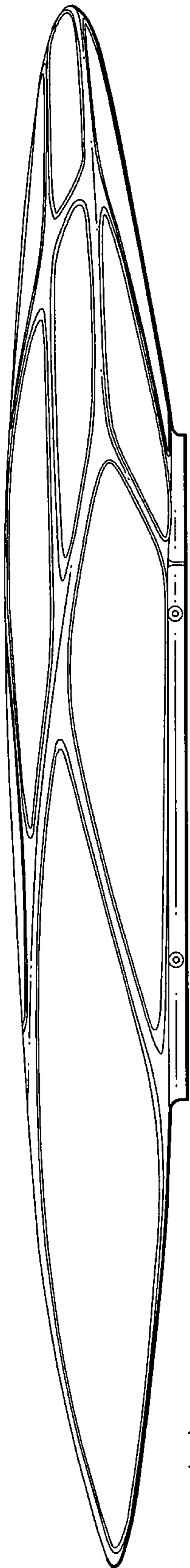


FIG. 3

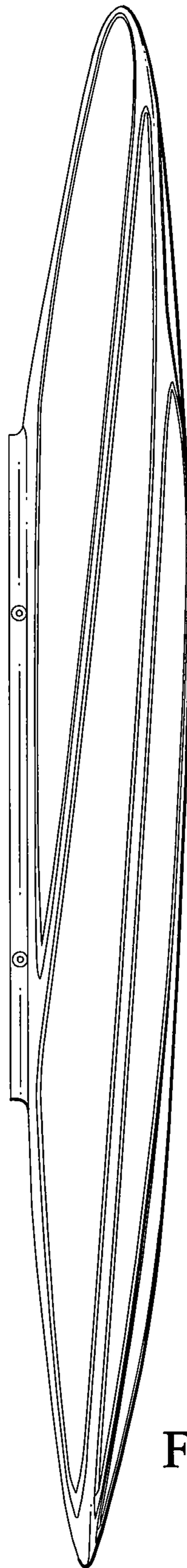


FIG. 4

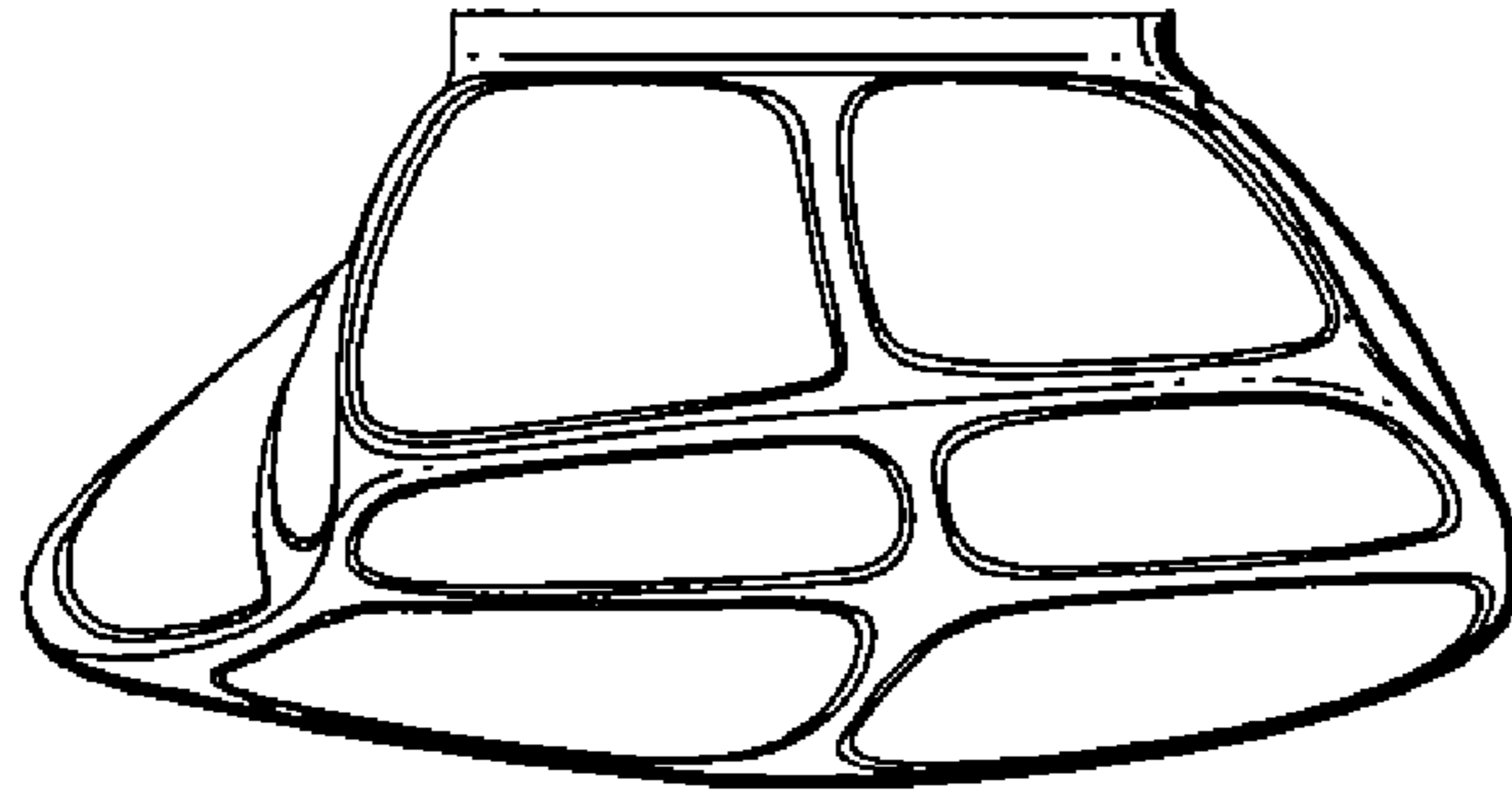


FIG. 5

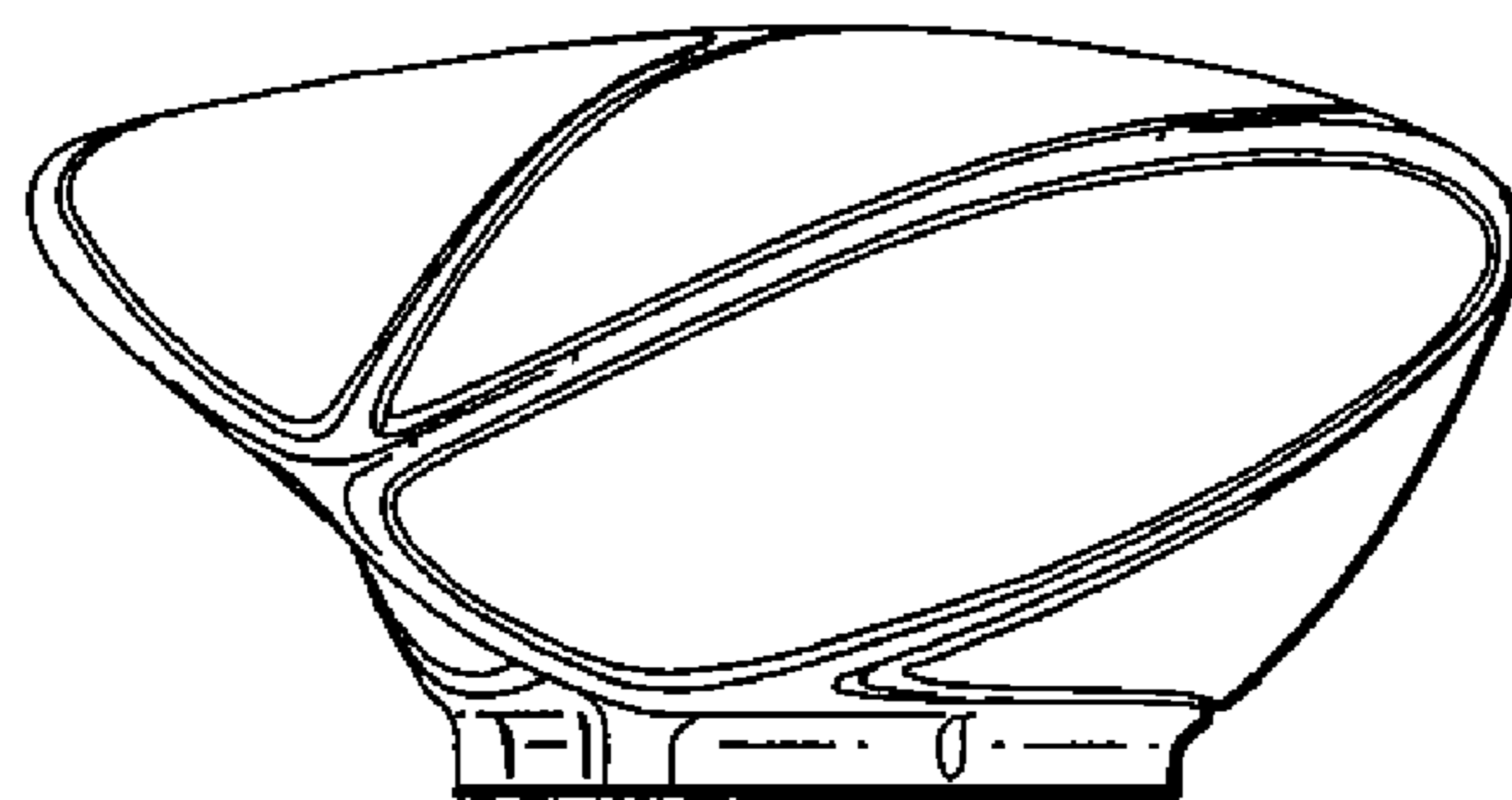


FIG. 6



FIG. 7

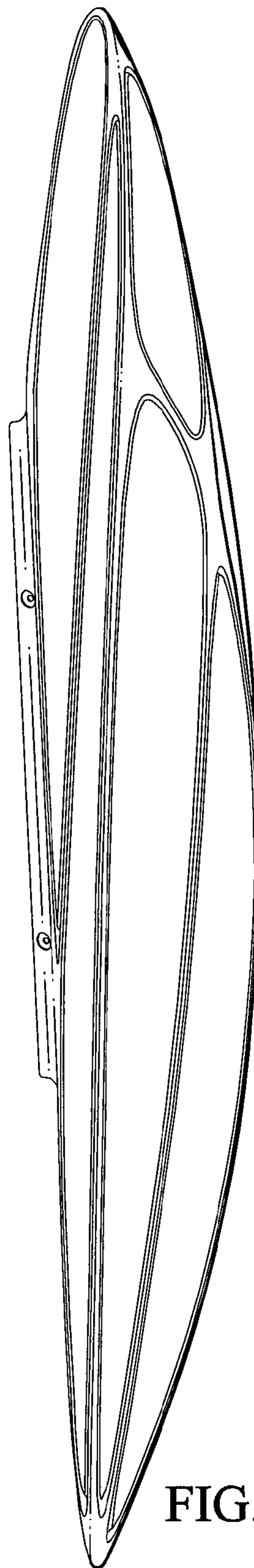


FIG. 8