



US00D566802S

(12) **United States Design Patent**
Carroll et al.

(10) **Patent No.:** **US D566,802 S**

(45) **Date of Patent:** **** Apr. 15, 2008**

(54) **GOLF TEE**

(76) Inventors: **Francis Carroll**, 11910 Barlow St., Philadelphia, PA (US) 19116; **James Carroll, Jr.**, 636 Glen Meadow Rd., Richboro, PA (US) 18954

(**) Term: **14 Years**

(21) Appl. No.: **29/271,594**

(22) Filed: **Jan. 23, 2007**

(51) **LOC (8) Cl.** **21-02**

(52) **U.S. Cl.** **D21/718**

(58) **Field of Classification Search** D21/715-721,
D21/789-796; 473/387-403

See application file for complete search history.

(56) **References Cited**

U.S. PATENT DOCUMENTS

1,554,321	A *	9/1925	Banigan	473/388
D78,530	S *	5/1929	McLeod	D21/717
D200,543	S *	3/1965	Thomte	D21/718
5,372,362	A *	12/1994	Barker	473/391
5,413,348	A *	5/1995	Basso	473/393
D516,146	S *	2/2006	Iacono et al.	D21/718
7,156,758	B2 *	1/2007	Lu	473/396
D543,597	S *	5/2007	Lee et al.	D21/718
2004/0166964	A1 *	8/2004	Toyosawa et al.	473/387

2005/0003907	A1 *	1/2005	Ijiri	473/387
2005/0130769	A1 *	6/2005	Olsen	473/387
2006/0276269	A1 *	12/2006	Kihara	473/387

FOREIGN PATENT DOCUMENTS

JP	04189374	A *	7/1992
JP	2005296330	A *	10/2005

* cited by examiner

Primary Examiner—Catherine Tuttle

(74) *Attorney, Agent, or Firm*—Blank Rome LLP

(57) **CLAIM**

The ornamental design for a golf tee, as shown and described.

DESCRIPTION

FIG. 1 shows a side view of the golf tee. The golf ball, the soil line, and the grass are shown in broken line format in FIG. 1 for illustrative purposes only; and form no part of the design.

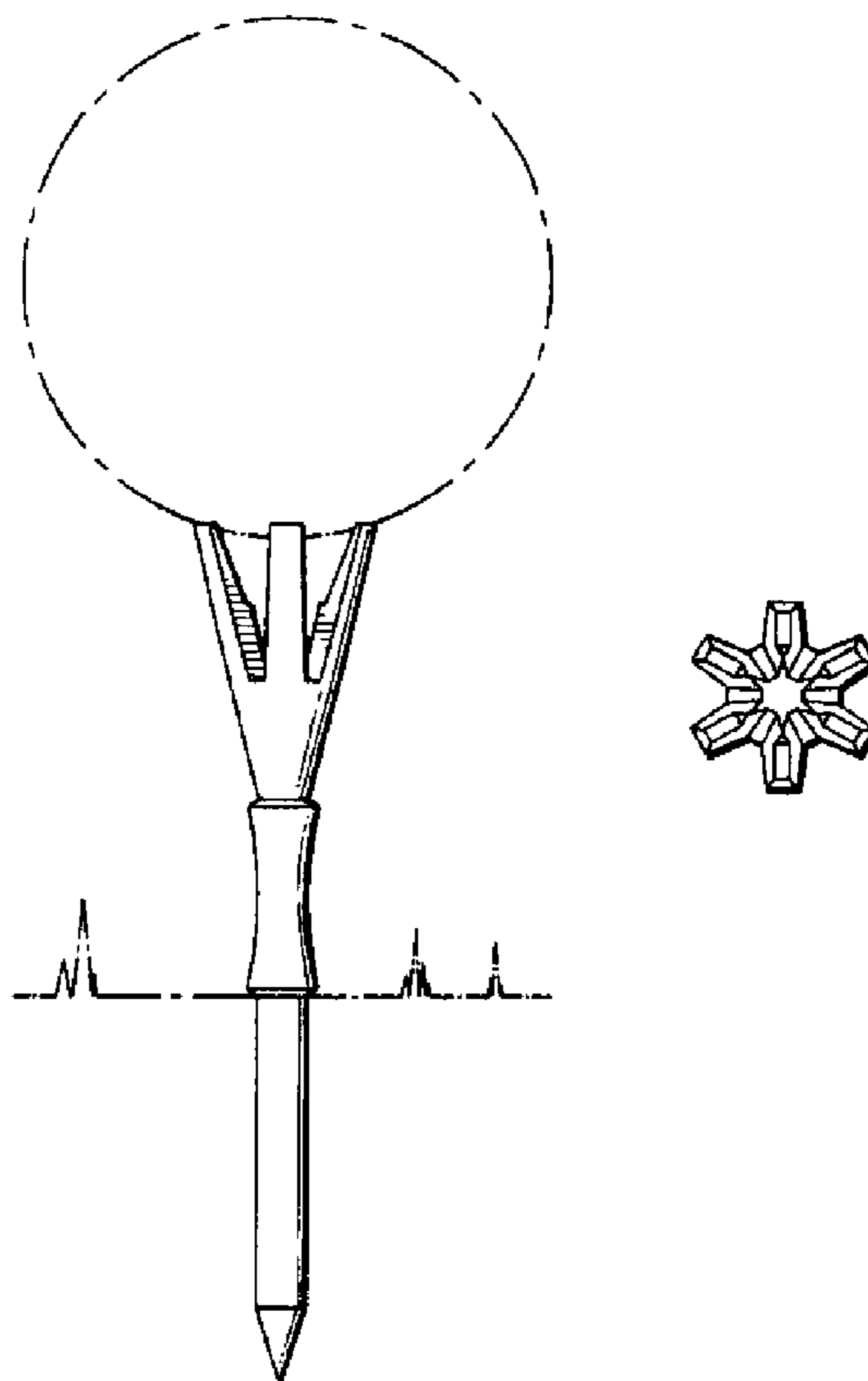
FIG. 2 shows another side view of the golf tee, rotated 90° from FIG. 1.

FIG. 3 shows a top view of the golf tee.

FIG. 4 shows a bottom view of the golf tee; and,

FIG. 5 shows a vertical cross section of the golf tee.

1 Claim, 1 Drawing Sheet



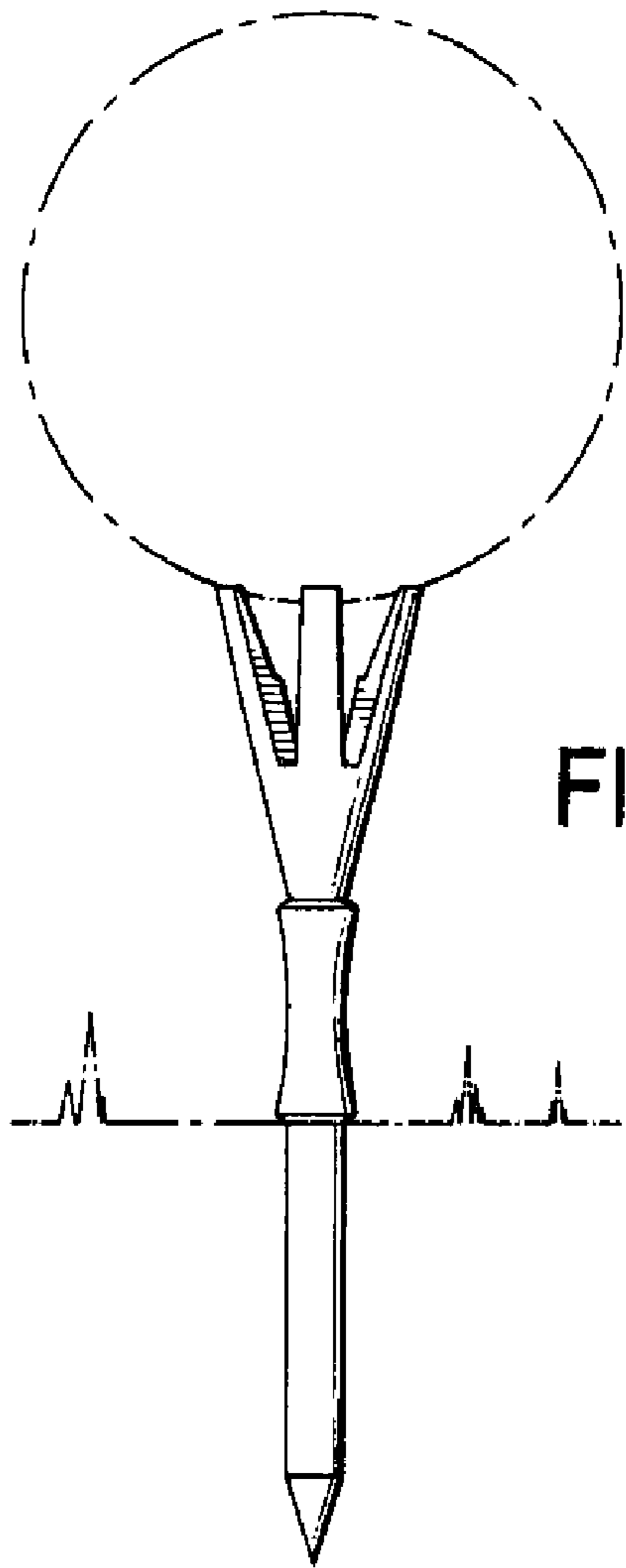


FIG. 1

FIG. 2

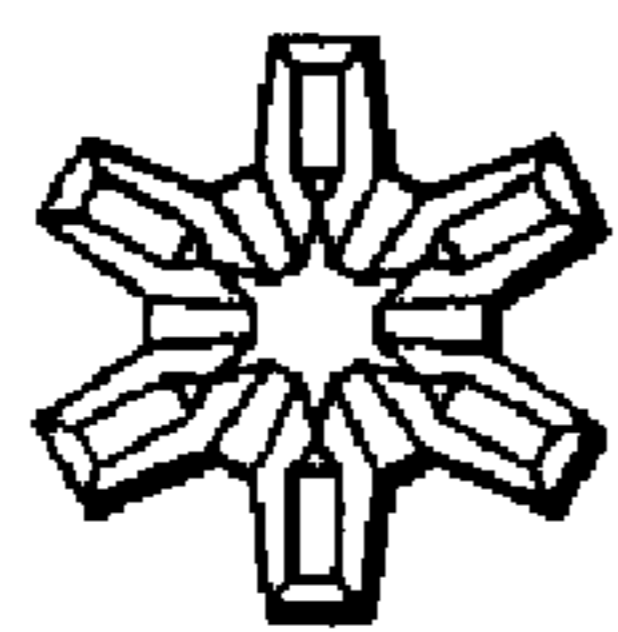
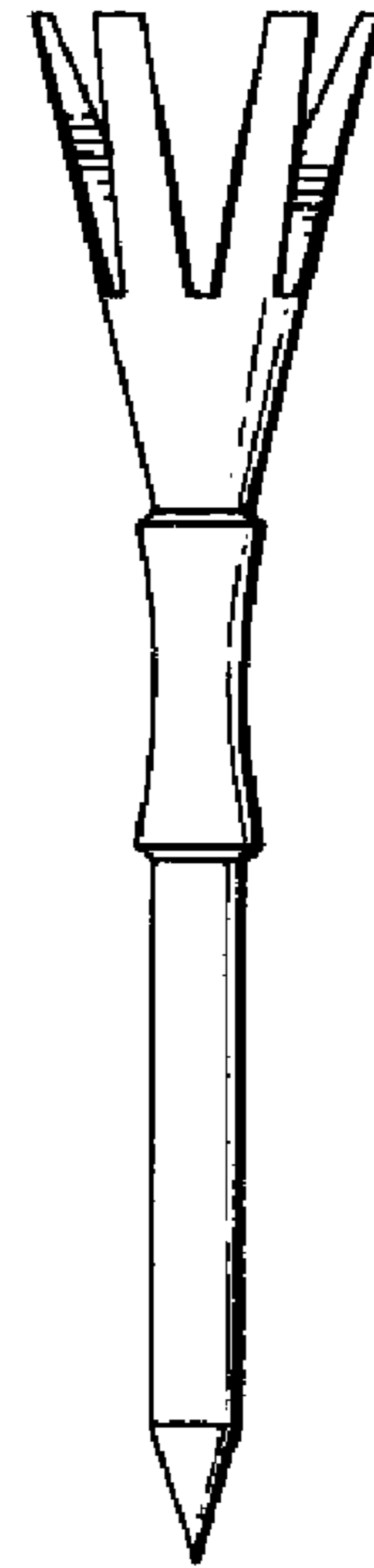


FIG. 3

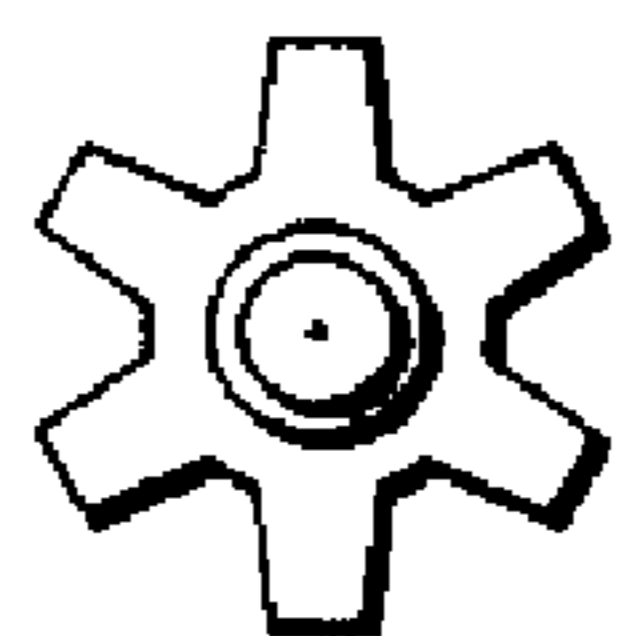


FIG. 4

FIG. 5

