



US00D566772S

(12) **United States Design Patent**
Rosendall

(10) **Patent No.:** **US D566,772 S**
(45) **Date of Patent:** **** Apr. 15, 2008**

(54) **HANGING BASKET COLLAR**

3,110,428 A 11/1963 Cree
D244,197 S * 5/1977 Ostroll D20/28
4,462,145 A 7/1984 Schulze
5,014,455 A 5/1991 Desaderata
5,293,715 A 3/1994 Kaz

(75) Inventor: **Eric A. Rosendall**, Grand Ledge, MI (US)

(73) Assignee: **The John Henry Company**, Lansing, MI (US)

(**) Term: **14 Years**

(Continued)

(21) Appl. No.: **29/278,735**

OTHER PUBLICATIONS

(22) Filed: **Apr. 9, 2007**

MasterTag® Hanging Basket Collar page from Internet © 2007.

(51) **LOC (8) Cl.** **19-08**

(52) **U.S. Cl.** **D20/22**

(58) **Field of Classification Search** D20/10,
D20/15, 19, 21-23, 27, 28, 40-43, 99; 40/27,
40/124.01, 299.01, 322, 514, 584, 590, 603,
40/605, 607.01, 607.03, 607.12, 610, 611.1,
40/612, 624, 645; 283/56, 81; 24/1; D6/328;
D9/430, 433, 435; 223/92, 98
See application file for complete search history.

Primary Examiner—Janice E. Seeger
Assistant Examiner—Mary Ann Calabrese
(74) *Attorney, Agent, or Firm*—Price, Heneveld, Cooper,
DeWitt & Litton, LLP

(57) **CLAIM**

I claim the ornamental design for a hanging basket collar, as shown and described.

(56) **References Cited**

DESCRIPTION

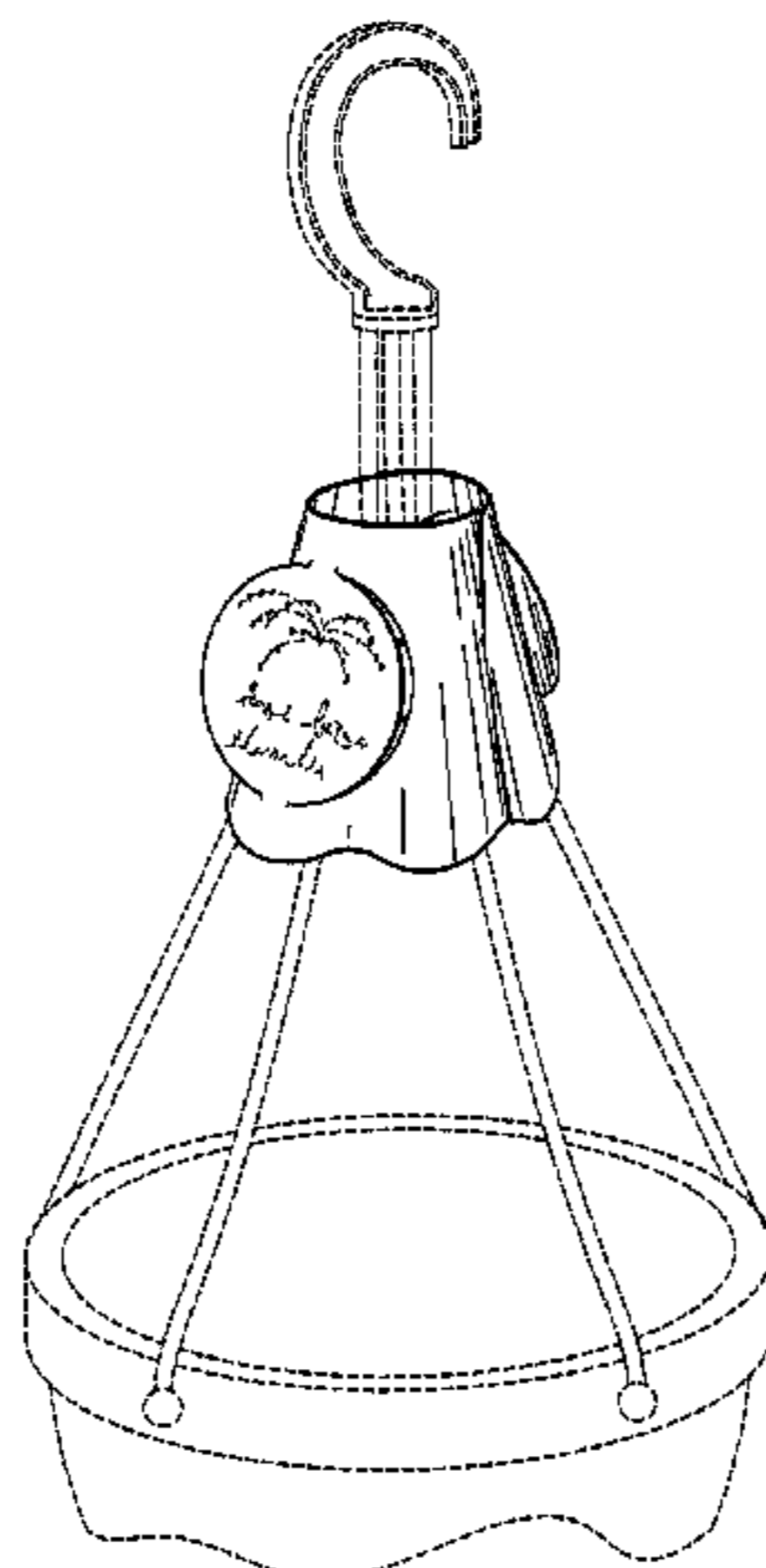
U.S. PATENT DOCUMENTS

949,538 A	2/1910	Igelstroem	
1,063,826 A	6/1913	Moyer	
1,785,948 A	12/1930	Garrety	
1,793,348 A	2/1931	Wood	
1,829,915 A	11/1931	Wasser	
1,899,284 A	2/1933	Manhard	
1,999,011 A	4/1935	Wasser	
2,051,596 A	8/1936	Harbaugh	
2,127,342 A	8/1938	Neher	
2,135,830 A	11/1938	Neher	
2,139,031 A	12/1938	Neher	
2,199,037 A	4/1940	Borden	
D120,941 S *	6/1940	Neher D20/22
2,214,436 A *	9/1940	Painter 24/1
2,221,761 A	11/1940	Fairbanks	
2,539,621 A	1/1951	Harmon	
2,540,707 A	2/1951	Beukelman	
2,880,928 A	4/1959	Merrill	
2,965,376 A	12/1960	Kessler	

FIG. 1 is a perspective view of a hanging basket collar of my invention;
FIG. 2 is a front elevational view of the hanging basket collar shown in FIG. 1;
FIG. 3 is a right side elevational view of the hanging basket collar shown in FIG. 1;
FIG. 4 is a left side elevational view of the hanging basket collar shown in FIG. 1;
FIG. 5 is a top plan view of the hanging basket collar shown in FIG. 1; and,
FIG. 6 is a bottom plan view of the hanging basket collar shown in FIG. 1.

In the drawings, the broken lines represent environmental structure forming no part of the claim.

1 Claim, 2 Drawing Sheets



US D566,772 S

Page 2

U.S. PATENT DOCUMENTS

D375,421 S	11/1996	Weiner		D501,514 S	2/2005	Garza	
D384,002 S	9/1997	David et al.		D514,625 S *	2/2006	Segura	D20/22
6,145,233 A	11/2000	Hickmott		D520,065 S *	5/2006	Doyle	D20/22
D445,836 S *	7/2001	Willardson	D20/28	7,036,253 B2	5/2006	Minaebo	
D471,241 S	3/2003	Spiller		7,076,900 B2	7/2006	Faulkner	
D491,057 S *	6/2004	Weiss	D9/435	D554,191 S *	10/2007	Johnson	D20/28

* cited by examiner

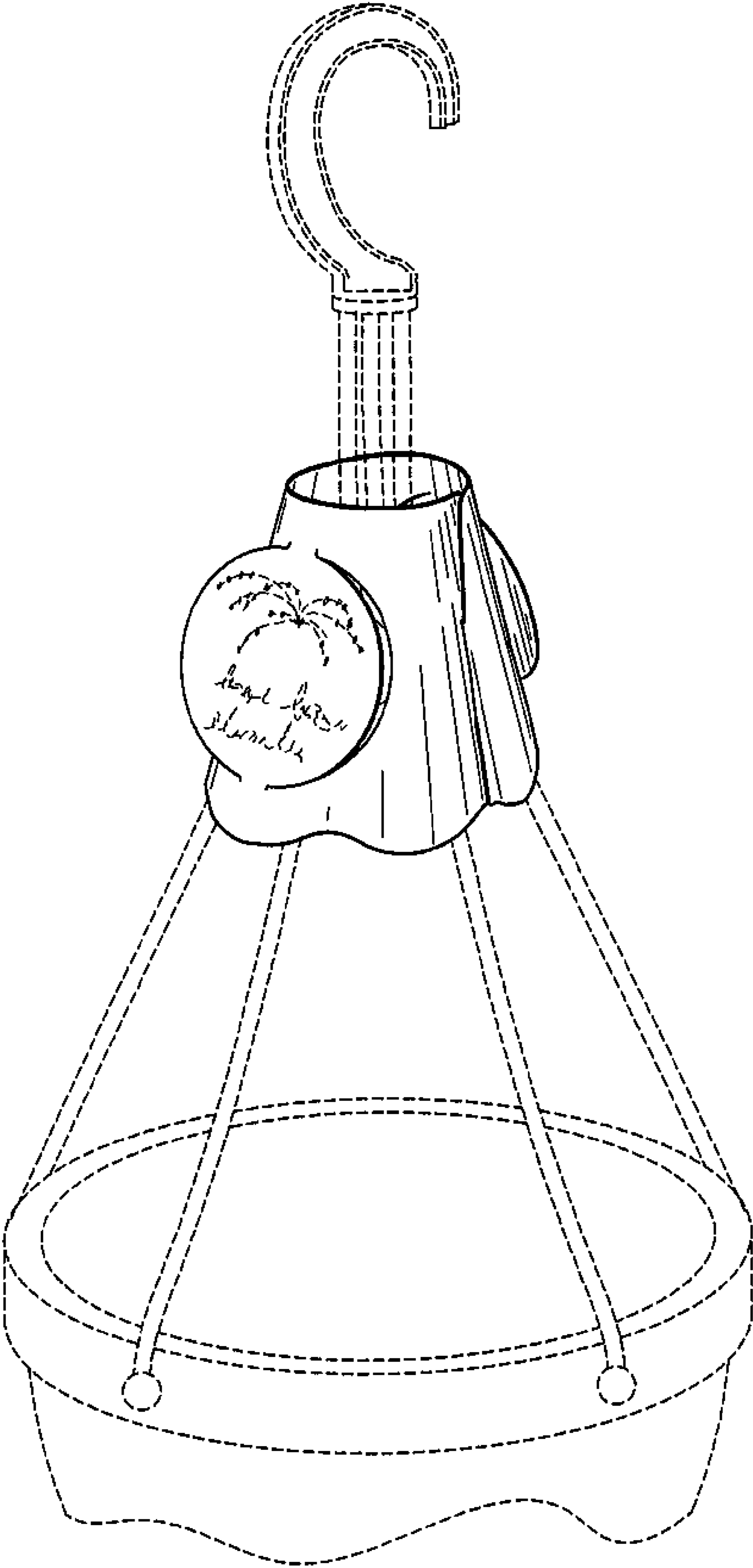


FIG. 1

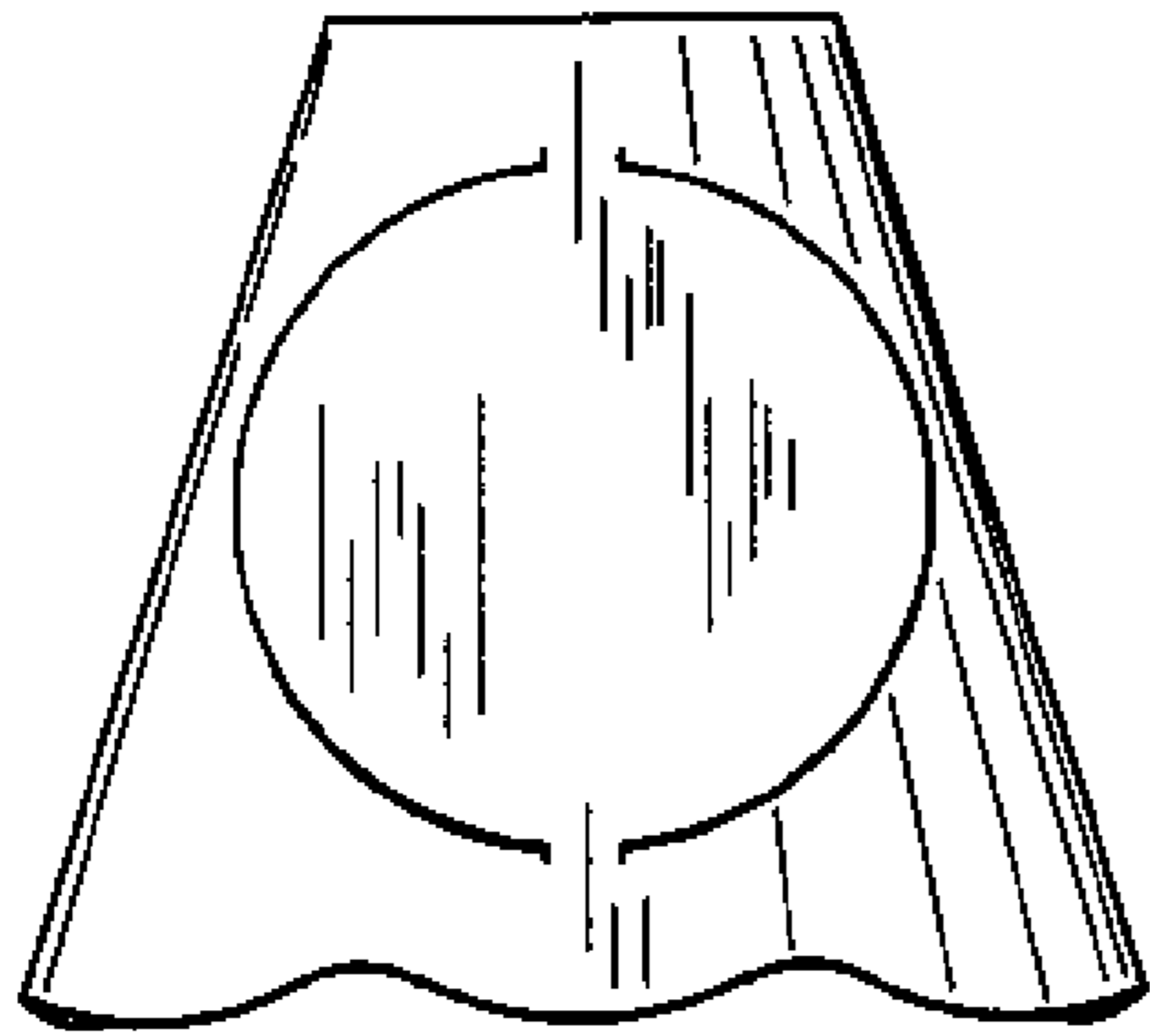


FIG. 2

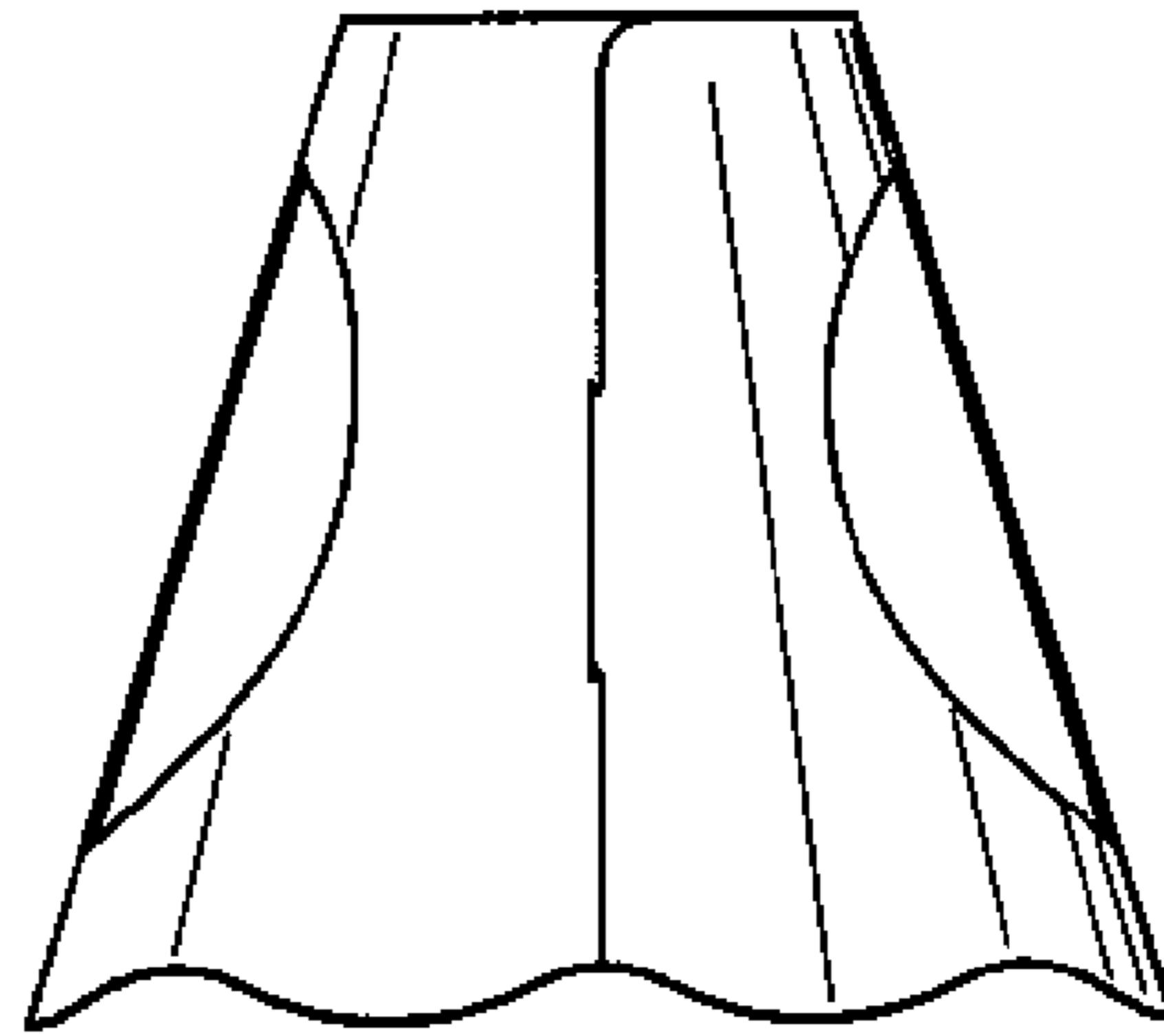


FIG. 3

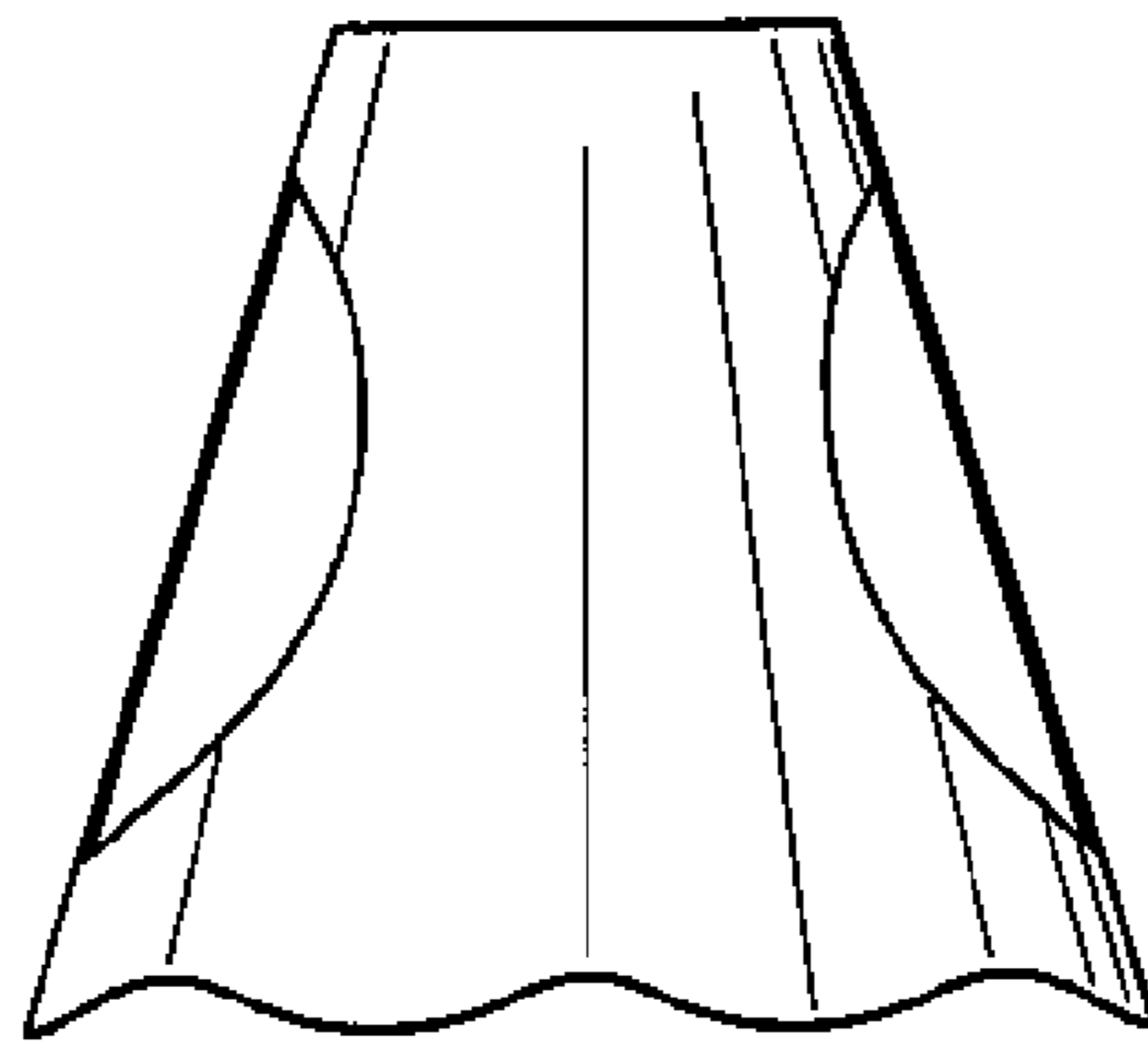


FIG. 4

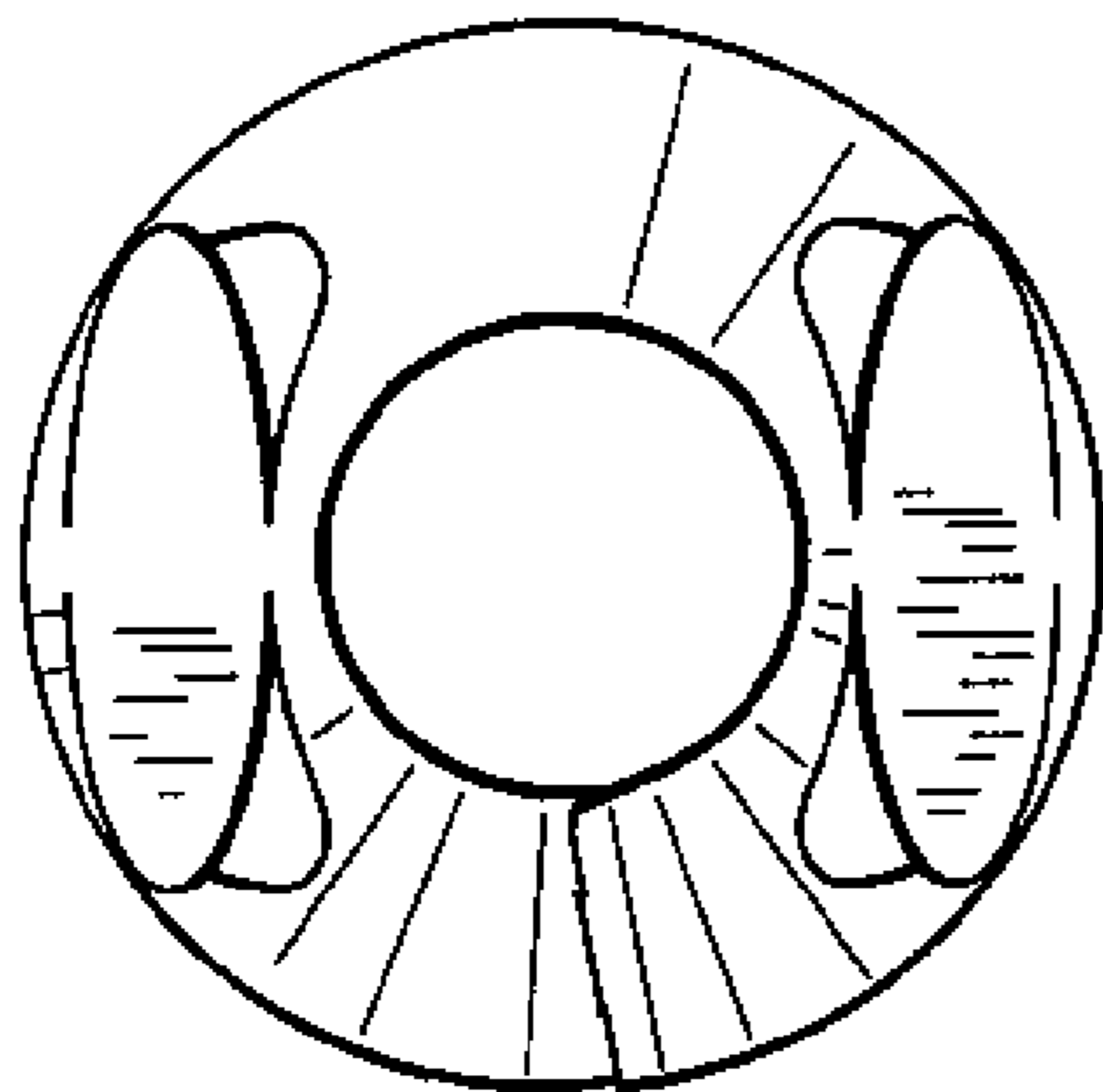


FIG. 5

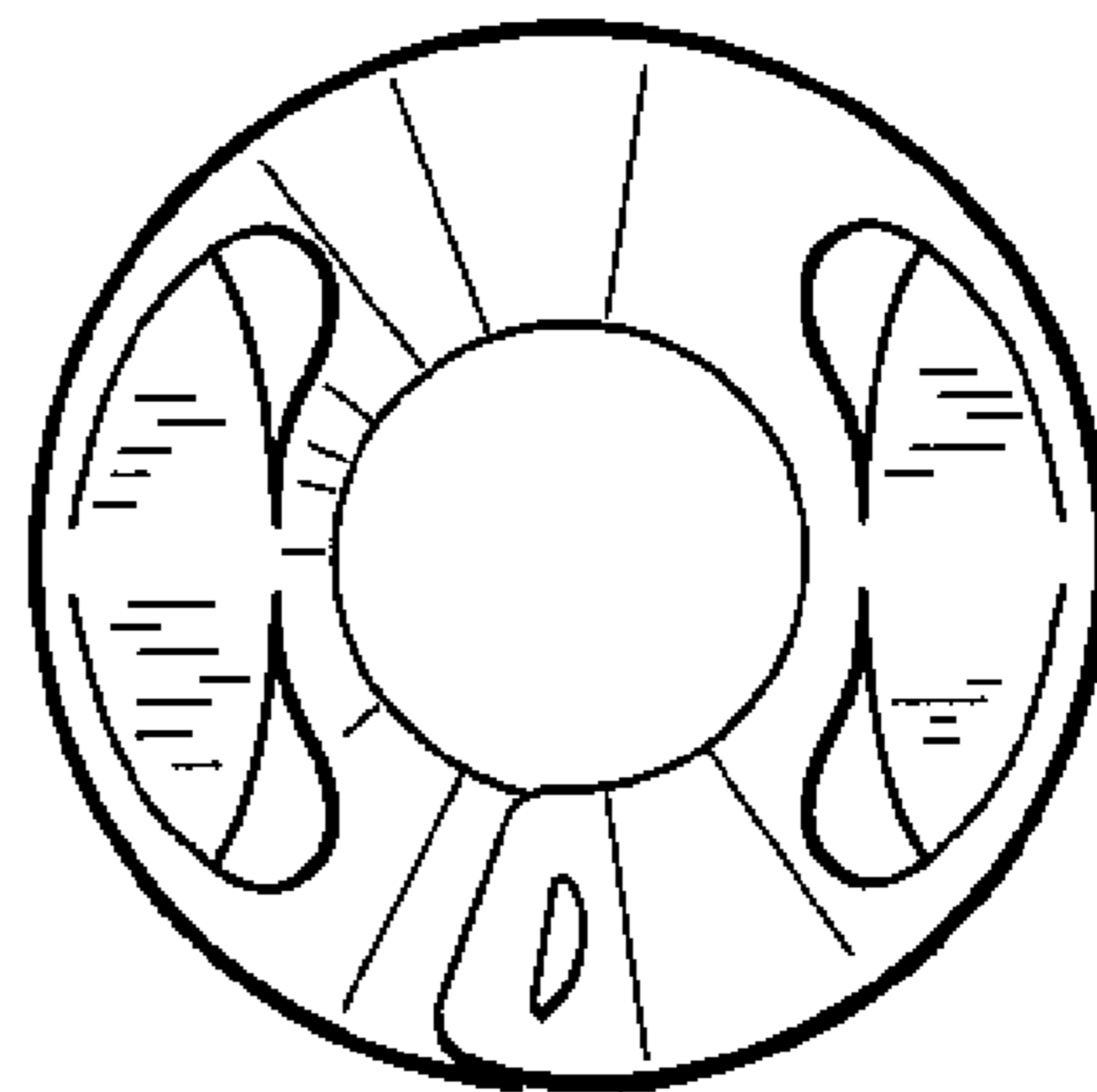


FIG. 6