



US00D566764S

(12) **United States Design Patent**
Kent et al.

(10) **Patent No.:** **US D566,764 S**

(45) **Date of Patent:** **** Apr. 15, 2008**

- (54) **PEN**
- (75) Inventors: **Michael Kent**, Cumberland, RI (US);
David Gerard D'Angelo, Holliston,
MA (US)
- (73) Assignee: **Staples The Office Superstore LLC**,
Framingham, MA (US)
- (**) Term: **14 Years**
- (21) Appl. No.: **29/271,970**
- (22) Filed: **Jan. 30, 2007**
- (51) **LOC (8) Cl.** **19-06**
- (52) **U.S. Cl.** **D19/50**
- (58) **Field of Classification Search** D19/35,
D19/36, 41-51, 53-57; 24/11 F, 11 P, 11 R;
401/52, 99, 100, 104-109, 192, 195, 196
See application file for complete search history.

- D508,082 S * 8/2005 Bain et al. D19/51
- D525,302 S * 7/2006 Togawa D19/51
- D527,422 S * 8/2006 Kent D19/57
- D532,821 S * 11/2006 Banderet D19/51
- D538,343 S * 3/2007 Morton et al. D19/50
- D542,349 S * 5/2007 Anand D19/50
- D542,843 S * 5/2007 Qiu D19/50
- D545,900 S * 7/2007 Gerules D19/51
- D552,678 S * 10/2007 Pellissa Beneyto D19/51

* cited by examiner

Primary Examiner—Elizabeth A Albert

(74) *Attorney, Agent, or Firm*—Wolf Greenfield & Sacks

(57) **CLAIM**

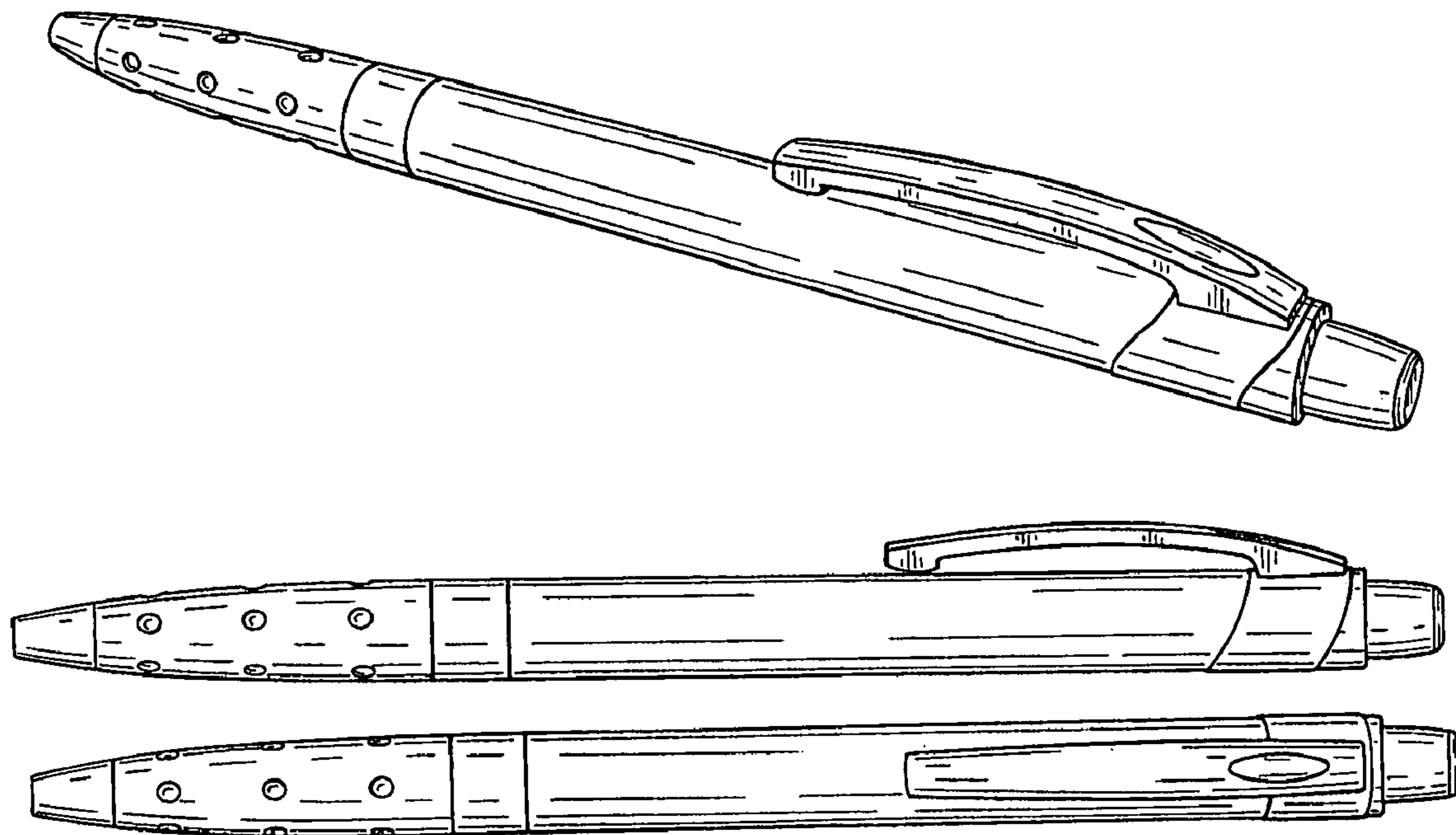
The ornamental design for a pen, as shown and described.

DESCRIPTION

FIG. 1 is a top, rear and left side perspective view of the pen;
 FIG. 2 is a left side elevational view, the right side elevational view being a mirror image thereof;
 FIG. 3 is a top plan view thereof;
 FIG. 4 is a bottom plan view thereof;
 FIG. 5 is a front elevational view thereof; and,
 FIG. 6 is a rear elevational view thereof.

1 Claim, 1 Drawing Sheet

- (56) **References Cited**
- U.S. PATENT DOCUMENTS
- D330,911 S * 11/1992 Tu D19/51
- D359,758 S * 6/1995 Inami D19/55
- D423,049 S * 4/2000 Kohlhase D19/47
- D452,526 S * 12/2001 Nishida D19/43
- D496,401 S * 9/2004 Anand D19/51



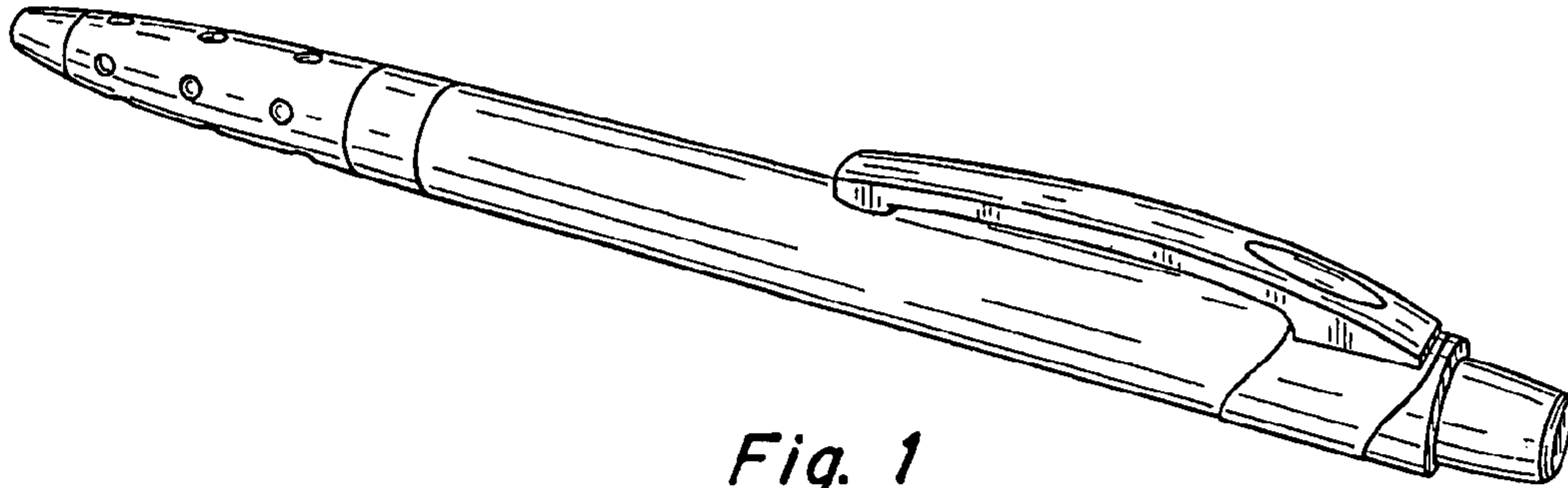


Fig. 1




Fig. 2




Fig. 3




Fig. 4




Fig. 5




Fig. 6