



US00D566762S

(12) **United States Design Patent** (10) **Patent No.:** **US D566,762 S**
Qiu (45) **Date of Patent:** **** Apr. 15, 2008**

(54) **HIGHLIGHTER**
(75) Inventor: **Zhiming Qiu**, Ningbo (CN)
(73) Assignee: **Beifa Group Co., Ltd.**, Ningbo (CN)
(**) Term: **14 Years**
(21) Appl. No.: **29/255,370**
(22) Filed: **Mar. 7, 2006**

D504,151 S * 4/2005 Furlong D19/43
D541,340 S 4/2007 Qiu

OTHER PUBLICATIONS

Qiu, Z., U.S. Appl. No. 29/232,861, filed Jun. 24, 2005.
Qiu, Z., et al., U.S. Appl. No. 29/277,287, filed Feb. 20, 2007.
Qiu, Z., et al., U.S. Appl. No. 29/277,288, filed Feb. 20, 2007.

* cited by examiner

Primary Examiner—Elizabeth A. Albert

(74) *Attorney, Agent, or Firm*—Christensen O'Connor Johnson Kindness PLLC

(30) **Foreign Application Priority Data**

Sep. 9, 2005 (CN) 2005 3 0122845

(51) **LOC (8) Cl.** **19-06**
(52) **U.S. Cl.** **D19/43**
(58) **Field of Classification Search** D19/35,
D19/36, 41-51, 53-57; D9/529; D28/85;
24/11 R, 11 F, 11 P; 401/52, 99, 100, 104,
401/105, 106, 107, 108, 109, 192, 195, 196,
401/202

See application file for complete search history.

(57) **CLAIM**

The ornamental design for a highlighter, as shown and described.

DESCRIPTION

FIG. 1 is a lower front left perspective view of a highlighter showing my new design;

FIG. 2 is an upper front left perspective view of the highlighter shown in FIG. 1 with the highlighter cap removed and placed on the opposite end of the highlighter;

FIG. 3 is a left side elevational view of the highlighter shown in FIG. 1;

FIG. 4 is a top plan view thereof;

FIG. 5 is a front elevational view thereof;

FIG. 6 is a right side elevational view thereof;

FIG. 7 is a bottom plan view thereof;

FIG. 8 is a rear elevational view thereof;

FIG. 9 is a right side elevational view of the highlighter shown in FIG. 2;

FIG. 10 is a top plan view thereof;

FIG. 11 is a rear elevational view thereof;

FIG. 12 is a left side elevational view thereof;

FIG. 13 is a bottom plan view thereof; and,

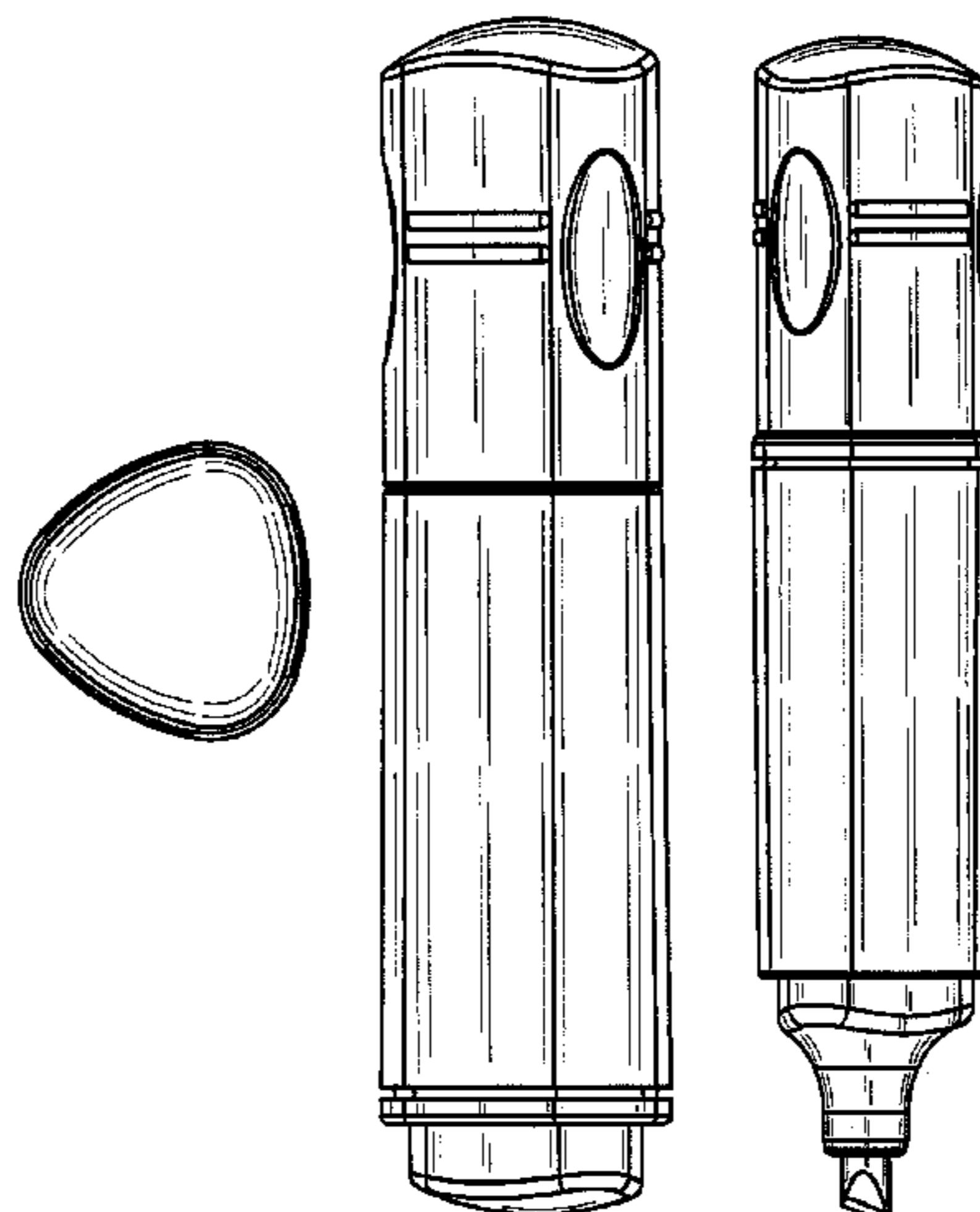
FIG. 14 is a front elevational view thereof.

(56) **References Cited**

U.S. PATENT DOCUMENTS

D191,650 S * 10/1961 Kruck D9/686
D260,272 S 8/1981 Homtrich
D280,140 S * 8/1985 Bakic D28/85
D309,913 S 8/1990 Shintani
D325,931 S 5/1992 Sekiguchi
D335,936 S * 5/1993 Lou D28/86
D342,677 S * 12/1993 Cazaudehore D9/529
D382,369 S * 8/1997 Yang D28/85
D388,119 S 12/1997 Kuramoto
D389,515 S 1/1998 Van Swieten
D476,363 S 6/2003 Hung
D477,362 S 7/2003 Belton et al.
D482,726 S 11/2003 Hung
D488,506 S * 4/2004 Mandel et al. D19/36
D489,403 S * 5/2004 Lin D19/43
D492,347 S 6/2004 Qiu
D496,070 S * 9/2004 Furlong et al. D19/57
D497,038 S * 10/2004 Tsai D28/85
D497,949 S 11/2004 Furlong et al.
D500,789 S * 1/2005 Mandel D19/36

1 Claim, 5 Drawing Sheets






Fig. 1.

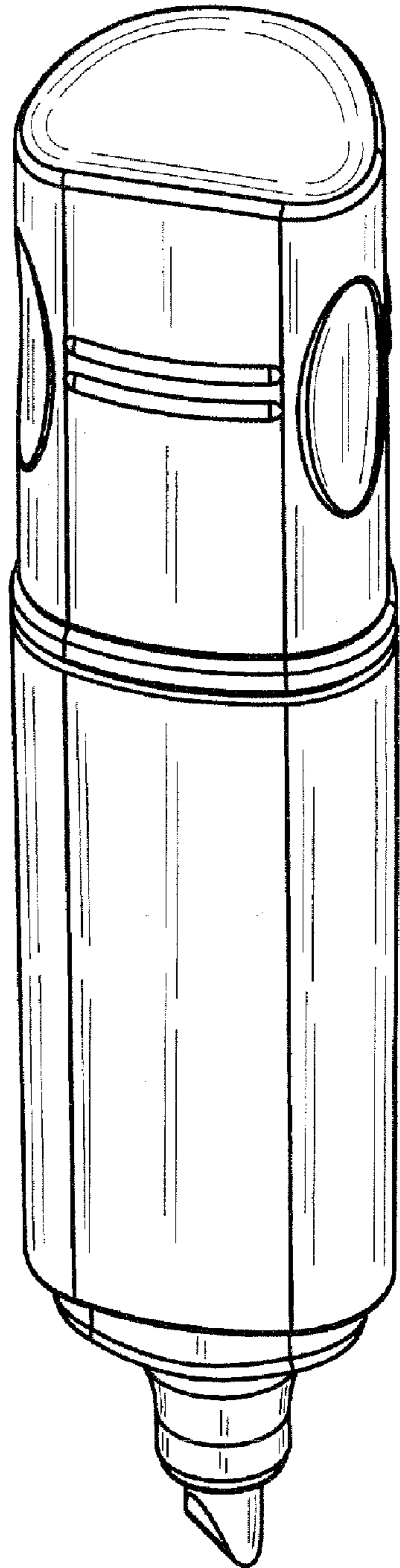


Fig. 2.




Fig. 3.

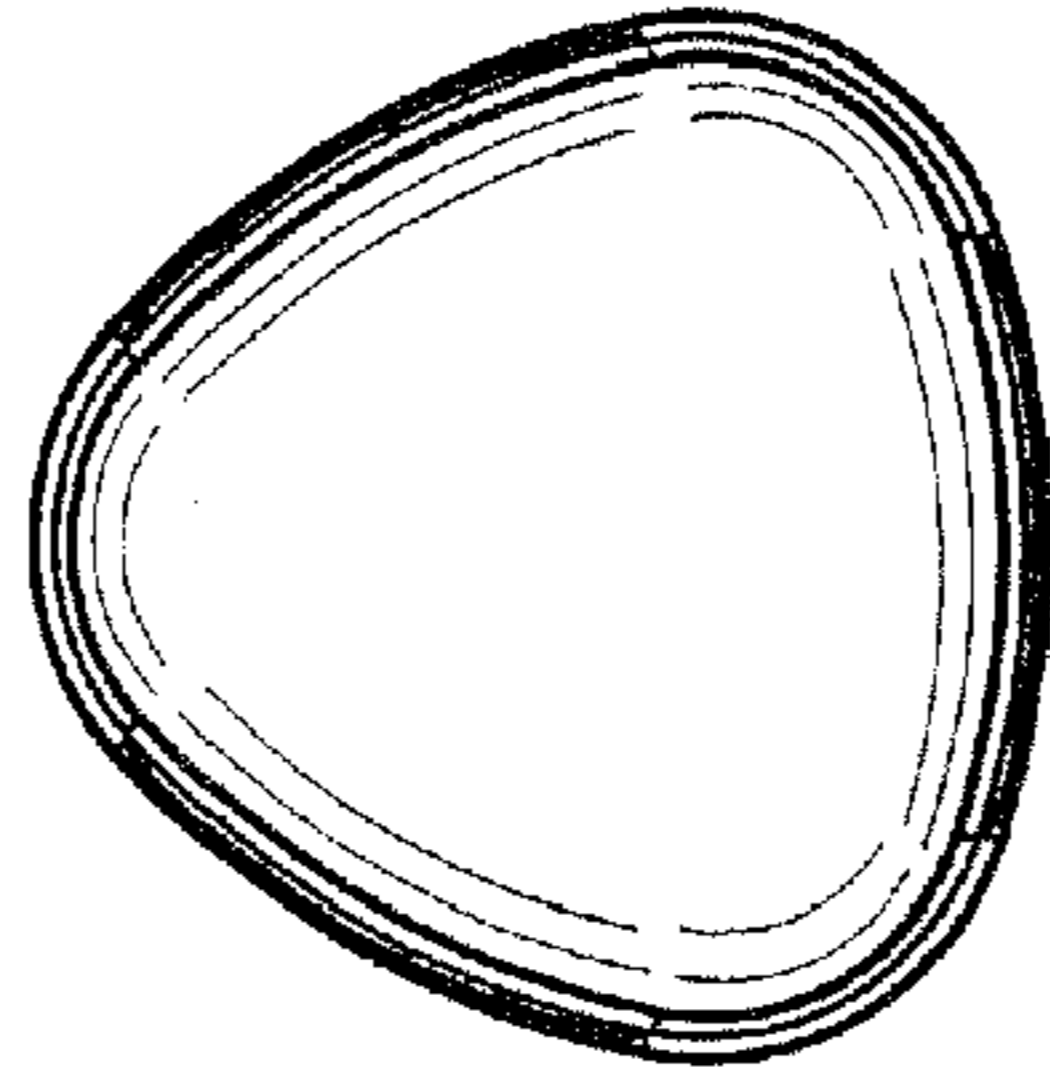


Fig. 4.




Fig. 5.




Fig. 6.

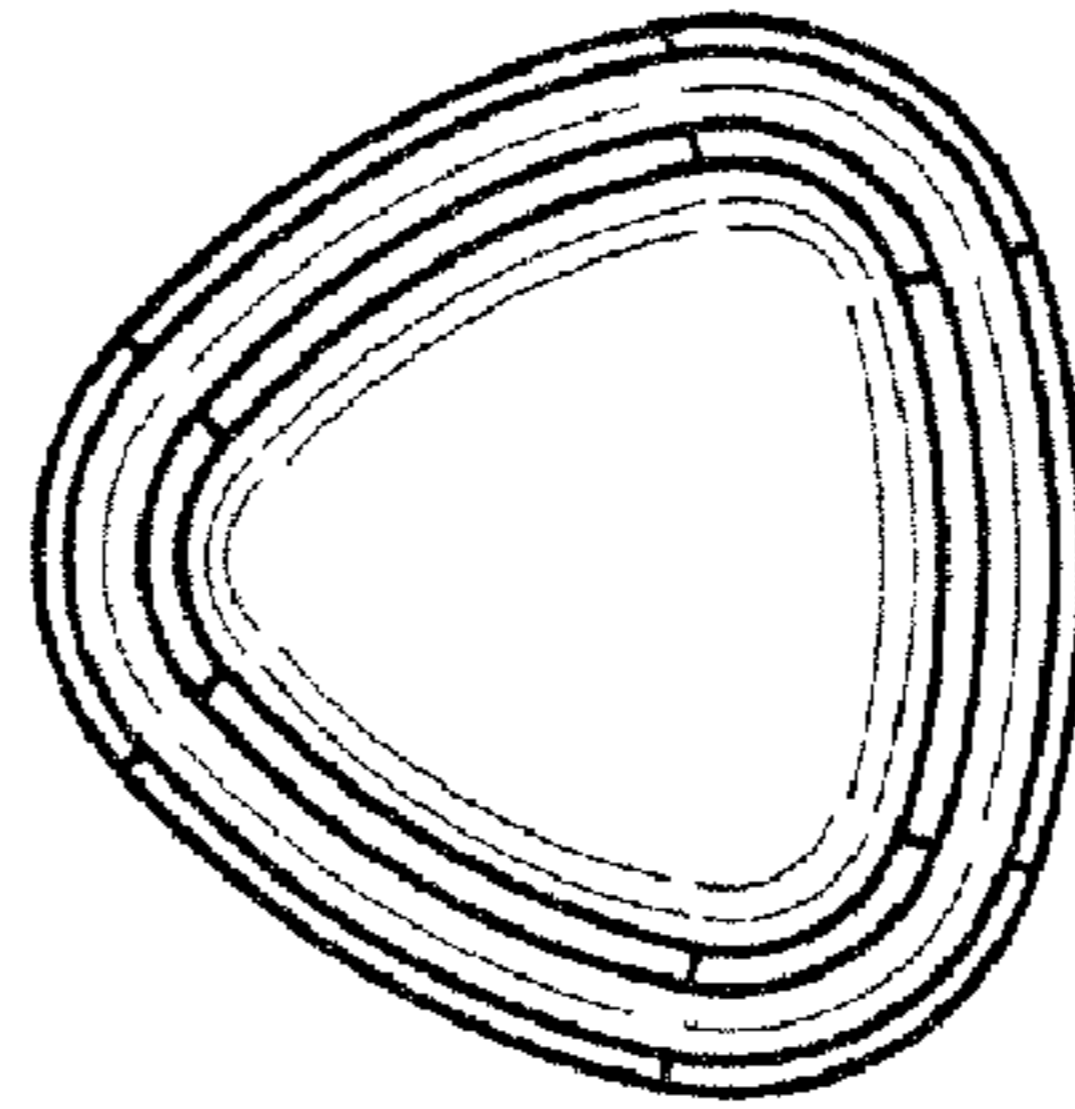


Fig. 7.




Fig. 8.




Fig. 9.

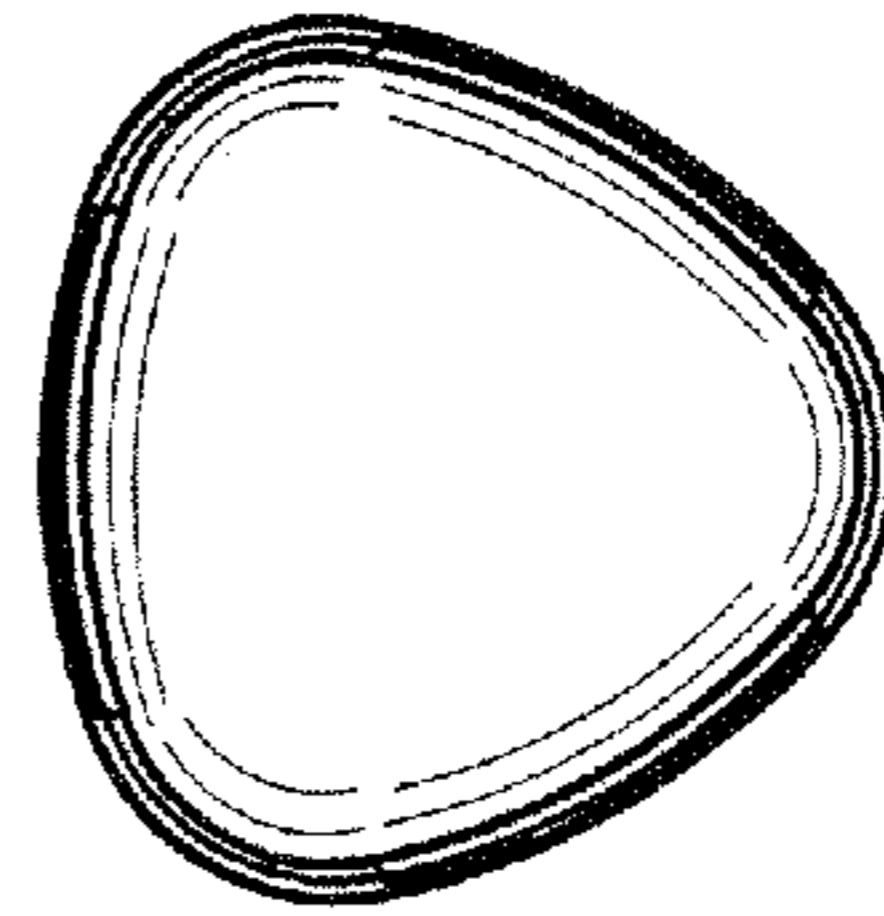


Fig. 10.




Fig. 11.

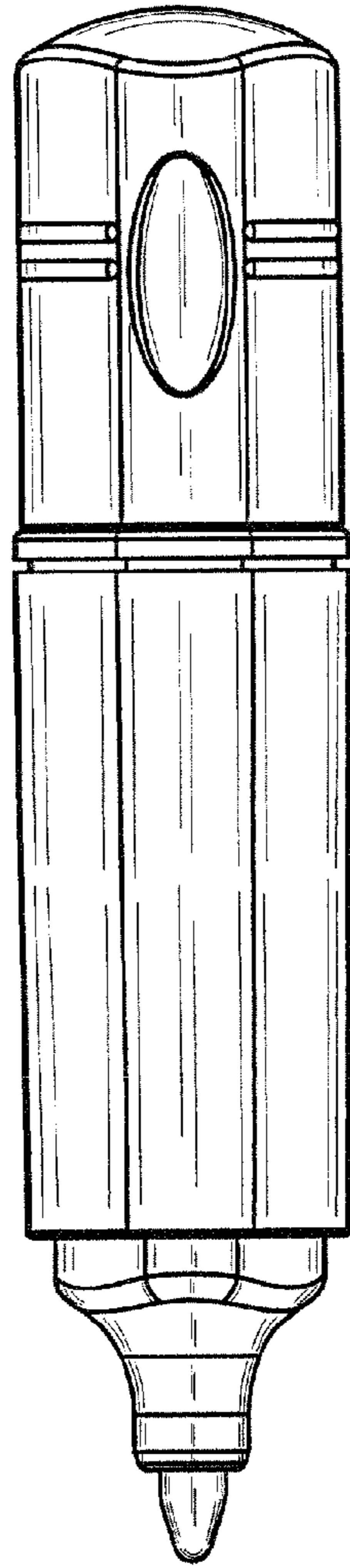


Fig. 12.

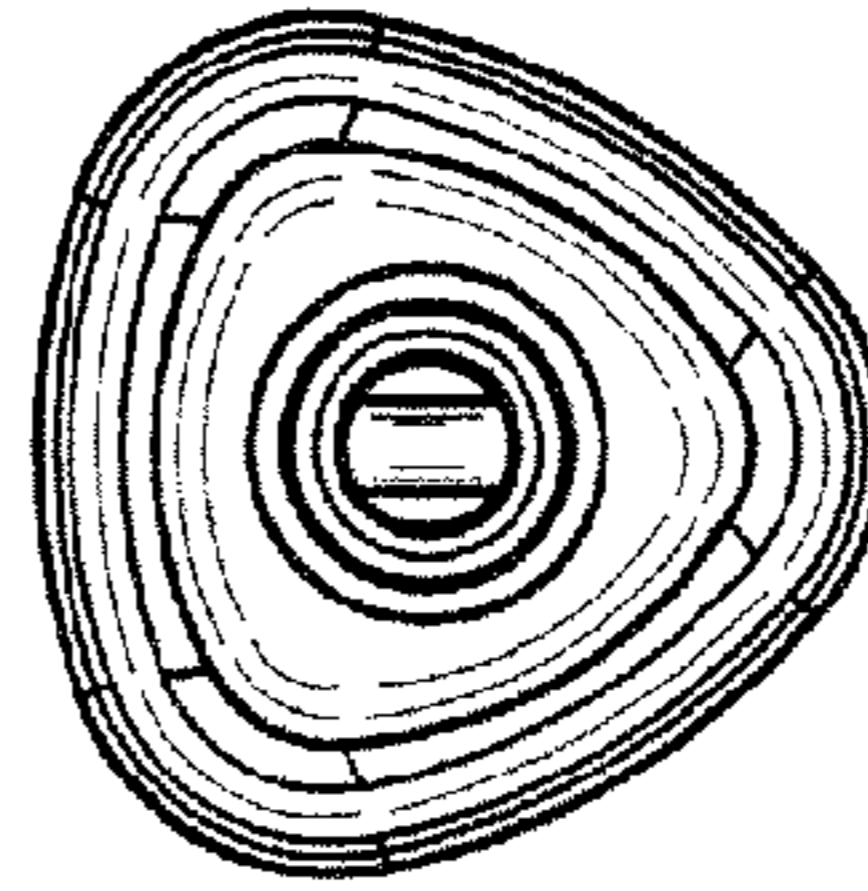


Fig. 13.




Fig. 14.

UNITED STATES PATENT AND TRADEMARK OFFICE
CERTIFICATE OF CORRECTION

PATENT NO. : Des. 566,762 S
APPLICATION NO. : 29/255370
DATED : April 15, 2008
INVENTOR(S) : Z. Qiu

Page 1 of 1

It is certified that error appears in the above-identified patent and that said Letters Patent is hereby corrected as shown below:

Title Page

<u>COLUMN</u>	<u>LINE</u>	<u>ERROR</u>
(30) Pg. 1, col. 1	Foreign Application Priority Data	“2005 3 0122845” should be --2005 3 0122845.X--

Signed and Sealed this

Nineteenth Day of May, 2009



JOHN DOLL
Acting Director of the United States Patent and Trademark Office